



**MONTGOMERY COUNTY DEPARTMENT OF PARKS**  
MARYLAND-NATIONAL CAPITAL PARK & PLANNING COMMISSION

MCPB Item # 6  
April 24, 2014

**MEMORANDUM**

April 16, 2014

**TO:** Montgomery County Planning Board

**VIA:** Mary Bradford, Director of Parks *M Bradford*  
Michael F. Riley, Deputy Director, Administration

John Nissel, Deputy Director, Operations

Dr. John E. Hench, Ph.D., Chief, Park Planning and Stewardship Division (PPSD) *J Hench*

Mitra Pedoeem, Chief, Park Development Division (PDD) *pm*

**FROM:** Dominic Quattrocchi, Planner Coordinator (PPSD) *D Quattrocchi*

Brooke Farquhar, Master Planner/Supervisor (PPSD) *Brooke Farquhar*

Patricia McManus, Design Section Supervisor, (PDD)

Aaron Feldman, Landscape Architect, (PDD) *af*

**SUBJECT: Proposed Urban Dog Park at Ellsworth Urban Park - Public testimony will be taken**

---

**Recommended Action:**

The Department of Parks seeks approval of the Montgomery County Planning Board for Montgomery County's first Urban Dog Park to be located in an underutilized portion of Ellsworth Urban Park adjacent to Colesville Road.

**BACKGROUND**

M-NCPPC Montgomery County Parks currently has 5 existing dog parks available to the public. None are located inside the Beltway. The [2012 Park Recreation and Open Space \(PROS\) Plan](#) estimates 12 additional dog parks will be needed in Montgomery County by 2022.

**Policy**

The [Vision 2030 Strategic Plan](#), approved by the Board in 2011, recommends addressing the growing demand for dog parks, especially in urban areas. The Board-approved 2012 PROS Plan recommends that dog parks be provided in areas of highest population density. Both Vision 2030 and PROS recommend repurposing of underutilized parkland as a fiscally responsible approach to meeting park needs. Accordingly PROS recommends site selection studies for dog parks, with a focus on existing parks.

Prior to the 2012 *PROS Plan* dog parks were designed at a minimum size of 2-4 acres according to the Dog Park Policy approved by the Board in 2007. The Board's approval of *PROS* effectively amended this policy by acknowledging that smaller dog parks would be appropriate in urban areas. The plan specifically called out a need for dog spots: 0.25-0.50 acre dog parks located in neighborhood or urban parks. Based on existing levels of service, the Silver Spring/Takoma Park area and the Bethesda/North Bethesda area reflect the highest needs for new dog parks.

## **Requests**

Montgomery Parks has received numerous requests to build new dog parks located down-county, closer to where people live and to places to which they can walk. As more people live in compact types of housing surrounded by heavier traffic, greater demands are placed on public open space for these facilities.

## **Benefits of Dog Parks**

Dog parks align with the mission of M-NCPPC Montgomery Parks by offering "... *enjoyable recreational activities that encourage healthy lifestyles.*" Dogs stimulate people to get outside, to exercise, connect with other people, and to visit their local parks.

Studies show that dogs improve people's health by lowering their blood pressure, reducing anxiety and depression in part by providing owners a sense of caregiver responsibility and an added purpose for being. Pets increase owner resistance to allergies and diseases. Research indicates that people find it easier to talk to each other with dogs as the initial focus, breaking down or circumventing the usual social barriers that inhibit people from talking with strangers. More than most other park facilities, dog parks provide a forum where neighbors and other local residents regularly meet and socialize, often forming longer-lasting community ties (National Institutes of Health, Office of Disease Prevention.) In fact, staff believes dog parks are as much about people as they are dogs and consider dogs 4-Legged Park Ambassadors.

*"I understand a dog park is under consideration for Silver Spring. Although not currently a dog owner, we used to live in Alexandria in two different locations, both near dog parks (and were dog owners at the time). I can testify that they were such a boost to building neighborhoods. We met people and made life-long friends with people we never would have met otherwise. I think a dog park is a fantastic idea and is a great community builder."*

*- M-NCPPC Park User*

The benefits of exercise for dogs are well documented. Dogs that are highly socialized and exercised are healthier and happier, and less aggressive in behavior (American Society for the Prevention of Cruelty to Animals.)

## **Definition and Trends**

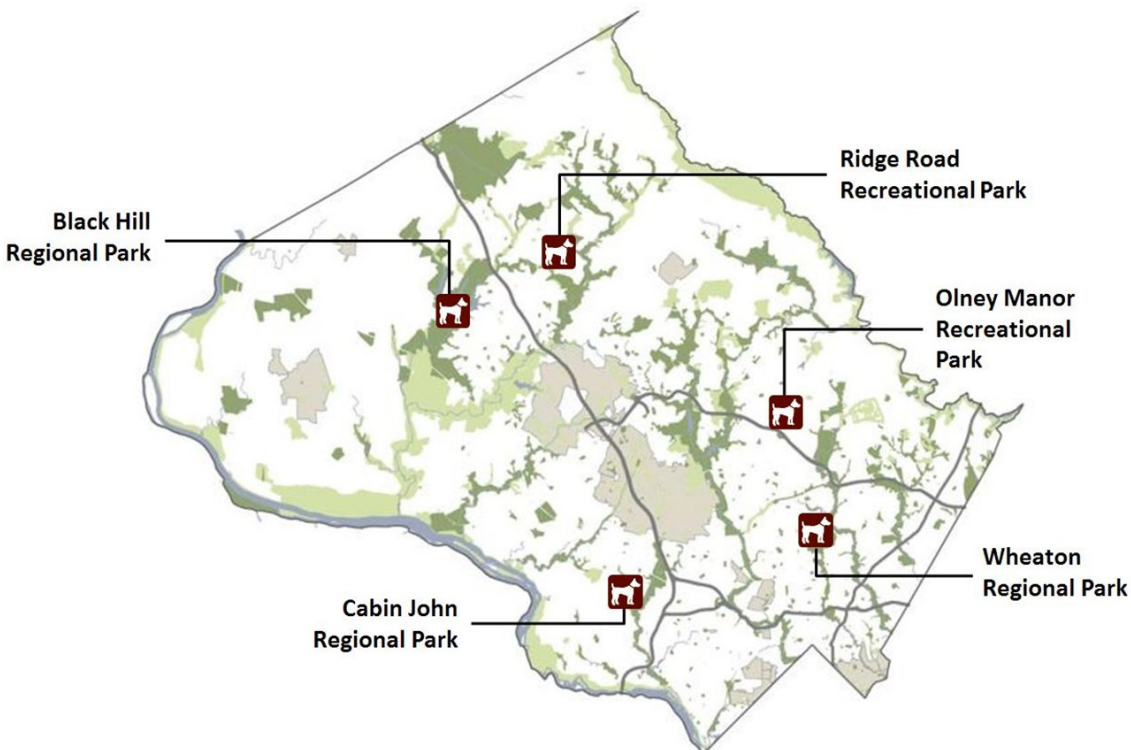
The National Recreation and Park Association defines Dog Parks as "*a contained public area where dog owners may allow their dogs to run off-leash.*" These facilities have amenities particularly designed for use by dogs and their owners. Dog parks are one of the fastest-growing segments of city parks nationally. The number of off-leash dog parks in the 100 largest U.S. cities increased by 34 percent in 2010, while the number of overall parks increased by only 3 percent (Trust for Public Lands Center for City Parks Excellence.) The popularity of dog parks is not surprising. There are now more households with dogs than with children (43 million and 38 million respectively).

Nationally, dog parks range from about 5,000 square feet to 70 acres in size and are located on a variety of terrains: from small neighborhood parks to portions of large regional parks to natural wilderness areas, trails and portions of beaches, lakes, rivers, and other bodies of water. Dog parks were established as early as the 1970's in Alexandria, Virginia and the 1980's in Arlington County, Virginia. These dog parks proved very popular with their users, and were followed by the development of more dog parks, including, in the late 1990's, the Cities of Gaithersburg and Greenbelt in Maryland, and Fairfax County in Virginia. Exponential growth and popularity of dog parks started in the mid-1990s.

About 40 dog parks are located in the D.C. metropolitan area. The majority are in residential neighborhoods where they are often located alongside fields, playgrounds and other community park facilities. Dog park amenities usually include fencing, trash cans and water fountains, bulletin boards, open shelters, benches, bag dispensers for dog-wastes, and posted rules.

### **Existing Dog Parks in M-NCPPC Parks**

M-NCPPC Montgomery Parks currently has 5 existing dog parks available to the public, all of which are in large countywide parks (Wheaton Regional Park, Cabin John Regional Park, Black Hill Regional Park, Olney Manor Recreational Park, and Ridge Road Recreational Park). None are located inside the Beltway. These locations were chosen in-part due to their distance from residential areas, general ease of implementation and available land for the Parks Department's suburban dog park standard of 2-4 acres. Because M-NCPPC's existing dog parks are located in regional parks, these facilities are essentially destination-type facilities that require owners to drive to and from the dog park.



*Existing M-NCPPC Montgomery Parks Dog Parks*

## **ANALYSIS**

### **Site Selection**

After numerous requests for a dog park in Silver Spring, the Park Planning and Stewardship Division undertook a site selection study of the area in and around downtown Silver Spring. Site selection criteria and a program of requirements (POR) for urban dog parks were developed based on guidance in the *2012 PROS Plan*, as well as site visits to dog parks in DC, Rockville, and Baltimore, online research, and comments from two public meetings, numerous emails and online comments.

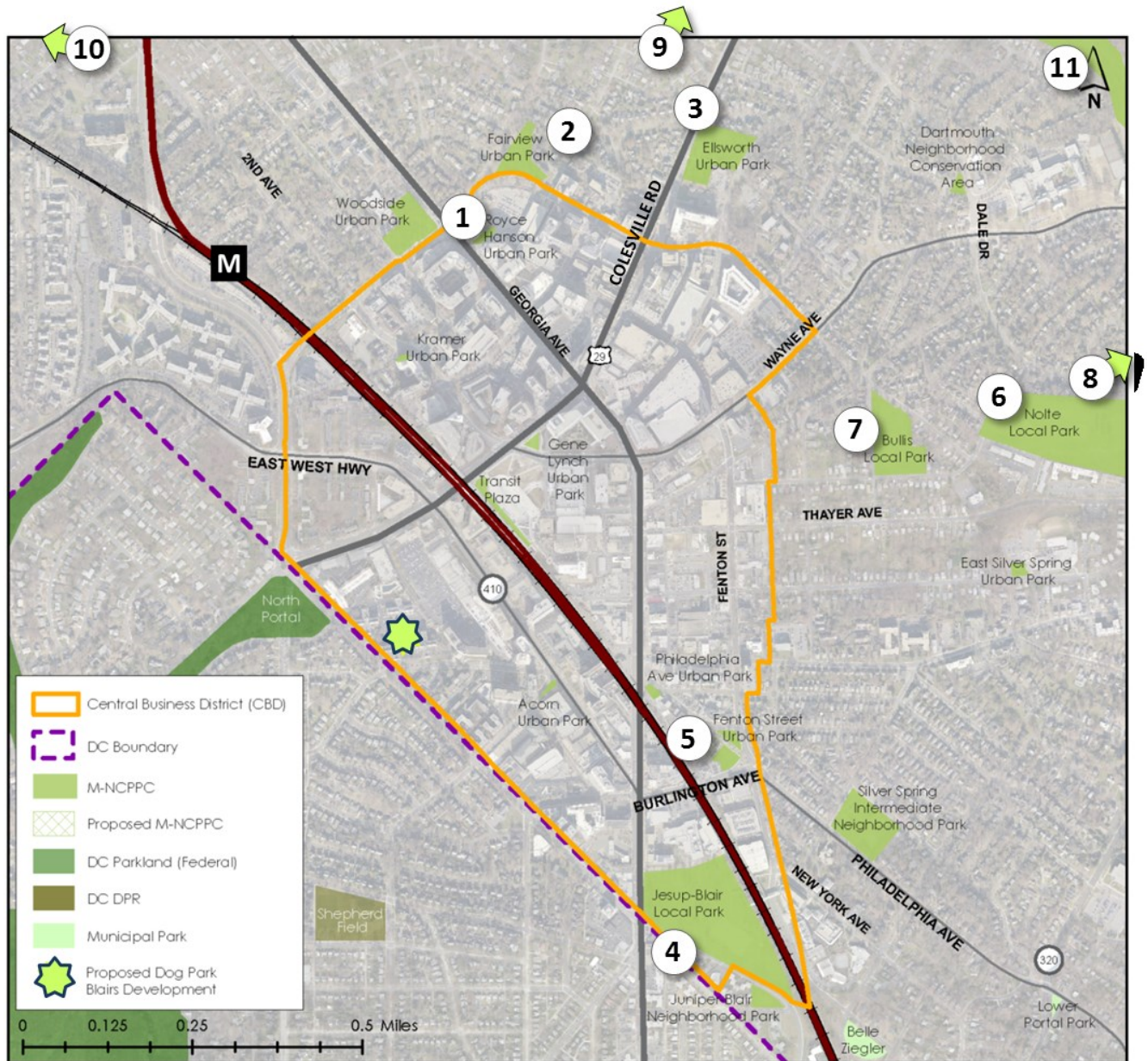
The objective was to find a site where Parks could quickly implement the Department's first urban dog park that would serve as a pilot project on existing parkland. Site Selection Criteria included:

- Existing parkland
- Preferred area of high density where walkers will account for significant use
- Target area that is generally unused or doesn't involve conversion of existing park use(s)
- Not within environmentally sensitive or constrained areas or forest, and would not involve excessive impacts to natural resources
- Generally located at least 200' from residential areas
- Ease of implementation (no additional acquisition work, adequate utilities, no additional reviews such as historic preservation required, no extensive engineering required, etc.)
- At least 10,000 square feet in size
- Ease of maintenance: Easy accessibility for trash removal and other park maintenance tasks
- Preferably not located in close proximity to another dog park (may have overlapping service areas)
- Compatible and complementary with other park uses
- Good drainage and site conditions, some large shade trees or an open shelter
- Accessible parking area with safe passage between parking area and dog exercise area
- Connection to public water

A major criterion of dog park site selection is not to displace existing park uses, unless an inherent flaw with the existing use is identified. Park facilities with low use may be considered for conversion, if confirmed by use analysis and community input.

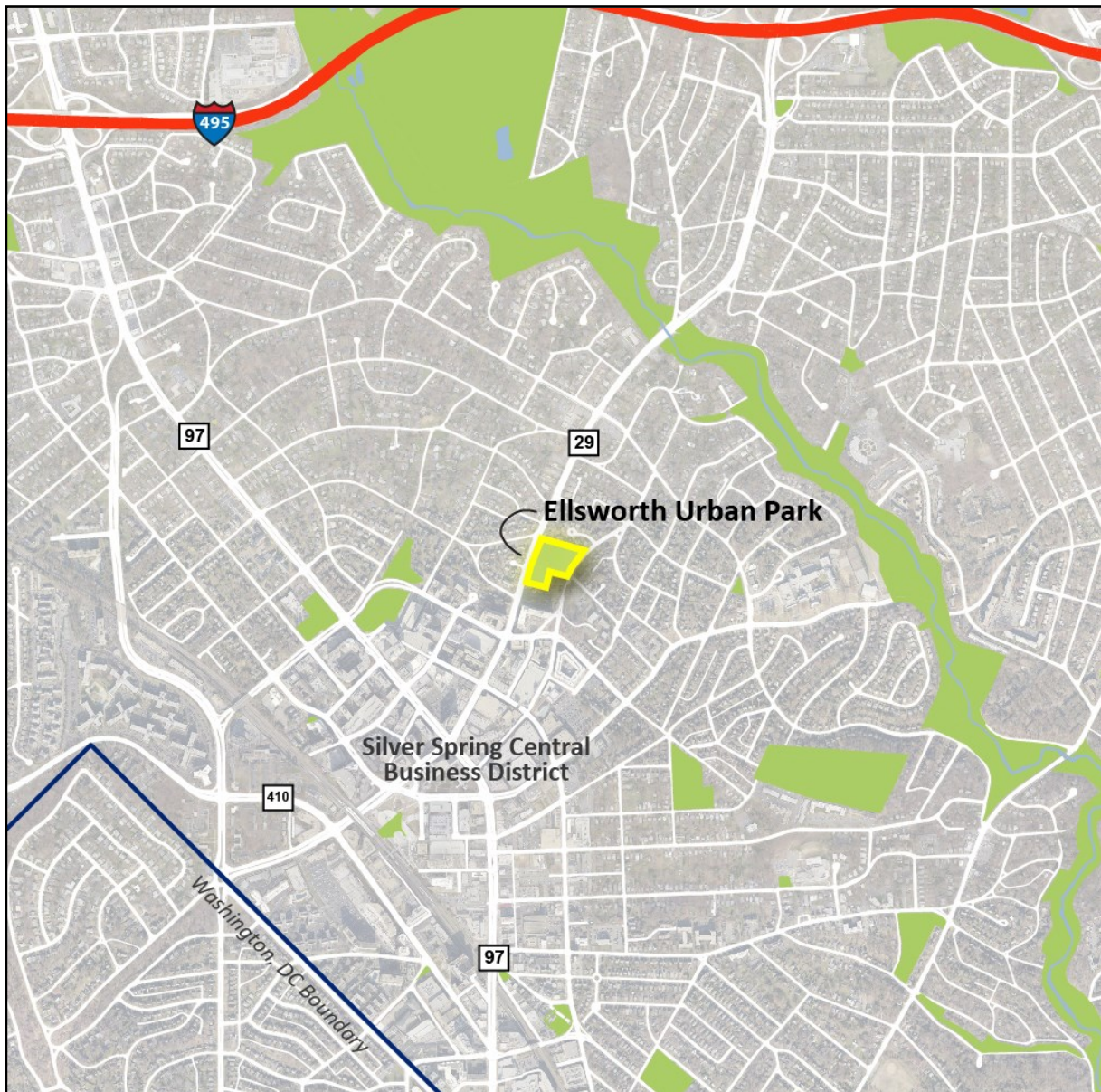
### **Candidate Sites**

M-NCPPC Montgomery Parks' staff evaluated candidate park sites including the Montgomery Regional Office (MRO), Fairview Neighborhood Park, Ellsworth Urban Park, Jessup Blair Park, Fenton Street Urban Park, Nolte Local Park, Bullis Local Park, Dale Avenue Neighborhood Park, Sligo Creek Golf Course and several locations within Sligo Creek Stream Valley Park. For a summary of analysis of these sites, please refer to [\*\*Attachment 2\*\*](#) Urban Dog Park Site Selection: Park Properties in Silver Spring and Vicinity.



*Parks in Silver Spring area reviewed for potential Urban Dog Park: 1. Montgomery Regional Office, 2. Fairview Neighborhood Park, 3. Ellsworth Urban Park, 4. Jesup Blair Park, 5. Fenton Street Urban Park, 6. Nolte Local Park, 7. Bullis Local Park, 8. Dale Ave Neighborhood Park, 9. Sligo Creek Golf Course, 10. Rock Creek SVP - near I-495, 11. Sligo Creek SVP - multiple sites.*

Ellsworth Urban Park rose to the top of the list for meeting the most site selection criteria. A detailed review of sites considered for an Urban Dog Park in the Silver Spring area is shown in [Attachment 2: Urban Dog Park Site Selection](#).



*Location of Ellsworth Urban Park.*

### **Suitability of Ellsworth Urban Park**

The major factors in selecting this site were:

- Opportunity to re-program an underutilized area of an existing urban park
- Good public access
- Close proximity to existing and future high density residential development
- Adequate distance to residences relative to compatibility
- Synergy with other park uses
- Unconstrained area involving no forest clearing, no specimen tree removal and no environmental buffer impacts
- Ability to implement reasonably quickly

Ellsworth Urban Park has good public access fronting Colesville Road (State Route 29) and is just outside of the Silver Spring Central Business District. Major new developments within walking distance of the proposed park include the Citron Apartments, EYA's adjacent Chelsea Development, the Fenwick apartments and several other recent multistory residential developments. Many nearby residents do not have backyards, exacerbating the need for parks and specifically dog parks.

The proposed urban dog park at Ellsworth Urban Dog Park is planned for an area that includes a largely underutilized plaza with raised planter beds, trellis, benches and landscaping. This area fronts Colesville Road at the southwest corner of the park. Existing infrastructure is outdated and in need of replacement or removal. The proposed area of the dog park suffers from a lack of visibility and is topographically separated from the rest of the Park. Staff has noted vagrancy, and breaches of park rules. Several park users have indicated a reluctance to use or have children recreate in this area of the park.

The proposed dog park would include approximately 21,000 square feet of unconstrained area. The conversion to a dog park involves no forest clearing, or loss of significant or specimen trees.



*Ellsworth Urban Park, Silver Spring, Maryland, and proposed urban dog park area*

There are no private residences immediately adjacent to the proposed dog park site. The dog park area is situated near, surface parking, the Silver Spring Library, and a park house. The associated recreational amenities in Ellsworth Urban Park (Tennis courts, playground, sitting area) will complement the dog park and vice versa.

## **PUBLIC OUTREACH**

Park Planning staff conducted extensive community outreach with adjacent residents, two adjacent community associations, the Seven Oaks Evanswood Citizens' Association, and the Silver Spring Citizens Advisory Board. Staff held a public meeting on October 30, 2013 on the proposed dog park.

The public meeting was well received and attended by nearly 50 community members. Numerous comments were received at the public meeting and alterations to the proposed concept were incorporated where appropriate (location of the dog park entrance was placed further from the playground; a small dog area was added; provisions for lighting were added). Results and analysis of a survey conducted at that meeting by approximately 2 dozen respondents showed a majority of respondents plan on walking to the future Ellsworth Dog Park. Most prospective users were not in favor of mulch, crushed stone and other surfaces that produced dust, dirt or filth, or that are not easy to clean or maintain. The survey also showed a strong preference for evening use and that the majority of respondents currently use the dog park in Wheaton Regional Park.

In addition to the public meeting, various communication outlets including interviews, social media, and targeted emailing were used to solicit comments. During an outreach period, approximately one year in length, over 300 comments were received via our [project web page](#), including input via our [online comment tool](#). An overwhelming majority of comments were supportive of the park location, the proposed plan, and/or the need for urban dog parks. A summary of the public input received throughout the public outreach process is included as [Attachment 1](#).

## **PROPOSED CONCEPT**

The proposed dog park will occupy the southwestern corner of Ellsworth Urban Park. The ½ acre of parkland to be converted includes a sloping lawn area shaded by several canopy trees and an underutilized paved/formalized sitting area with deteriorating trellis shade structures, benches and wooden planters. The site is bounded to the north by a park house, to the east by a parking lot, to the south by the Silver Spring Public Library and to the west by Colesville Road.

A goal of this concept is to utilize as much of the park's existing fabric as feasible to provide a safe, accessible and enjoyable exercise area for the dogs and owners residing in the community adjacent to Ellsworth Urban Park and beyond. The dog park will consist of two separate, fully enclosed and Americans with Disabilities Act compliant exercise areas: a passive dog area (approximately 3000 square feet) intended for small, timid, infirm or older dogs, and an active dog area (approximately 17,000 square feet) intended for healthy, well-socialized dogs. Each enclosure will be surrounded by 5' high decorative perimeter fencing and include a drinking fountain, hose bib or quick coupler connection, artificial turf play mound, benches, shared shade structure, trash receptacles, seating and a variety of surfacing materials. The dog park will be fully accessible from the sidewalk along Colesville Road through a secure, double gated entry system. Sleeves under paved areas may be provided where appropriate for future installation of electrical conduit and lighting.

The proposed dog park involves no forest clearing. The installation of the dog park will involve the removal of several small trees currently residing in a raised planter bed. Some evergreen trees along Colesville Road will also be removed to increase visibility per CPTED guidelines. More appropriate canopy trees will be planted along the Colesville Road side of the park. Tree protection of existing trees will be incorporated into the design and a specimen Basswood tree (*Tilia americana*) is expected to become a focal point of the dog park design. Stormwater management and water quality improvements are intended via a designed bioretention swale that will parallel the base of the dog park along the northern perimeter fence. This facility is intended to feature attractive plantings and may include New York ironweed, buttonbush and cattails.



*Ellsworth Urban Park - View NE from proposed corner of dog park to playground area (currently under renovation)*



*Proposed Dog Park area- raised planter beds to be removed*



Concept Plan for Ellsworth Urban Dog Park (Feldman, PDD)



*Proposed Dog Park area looking southwest- existing walkway to be retained, Colesville Road in background*

### **Cost/Operating Budget Impact**

Funding has been secured through two Park Development CIP projects; Urban Parks and Minor New Construction. The anticipated construction cost is \$256,000. Additional features including lighting could be funded in future phases. Currently, none of Montgomery Parks' current dog parks are lighted due because parks are open from dawn to dusk. As many dog owners would likely utilize lighted facilities during early morning and later evening hours, particularly in the winter months when darkness descends well before the end of the evening work commute, staff will investigate the feasibility of lighting in the future. Portable toilets will also be considered where appropriate.

Operating cost including policing and maintenance are expected to be slightly higher than costs associated with Montgomery County's other existing dog parks due to expected higher use in this urban area. Paving materials are likely to be less expensive to maintain than stone dust, mulch, or turf.

### **CONCLUSION**

In conclusion, a dog park at Ellsworth Urban Park would meet a need that exists today and will increase as Silver Spring continues to grow in population. This dog park will program an underutilized park area with use at all hours of the day, thereby reducing safety concerns. After Planning Board approval, the Ellsworth Urban Dog Park project will proceed to the Implementation / Design and Construction phase with the Park Development Division. Ground breaking is expected Summer/Fall 2014 with an opening date in the spring early summer 2015.

#### **Attachments:**

1. Summary of Public Input
2. Urban Dog Park Site Selection

#### **CC:**

John Nissel, Deputy Director of Operations  
Bill Tyler, Chief Southern Region  
Steve Chandlee, Chief of Operations, Southern Region  
Antonio DeVaul, Chief, Park Police  
Sabrina Pirtle, Park Police  
Robert Kronenberg, Acting Chief, Area 1, Planning Department

## ATTACHMENT 1: SUMMARY OF PUBLIC INPUT

### Proposed Pilot Dog Park In Silver Spring At Ellsworth Urban Park

## Public Input So Far...

Public Comments	Email Totals	Montgomery Parks Response	Public Meeting Totals
<b>SITE SELECTION</b>			
I am very interested in a dog park in the downtown Silver Spring area.	36	Montgomery Parks is also excited	
A dog park in the Ellsworth Urban Park off of Colesville Rd. is a great idea!	16	Montgomery Parks staff agrees	
While Ellsworth Park will still require me to drive, it's a much shorter drive than to Wheaton and appears to be a good location.	4	The Montgomery Parks strives to create more walkable options and reduce vehicle miles traveled	
Silver Spring Canines (SSC) strongly believes that Nolte Park is the most viable location for a dog park near downtown Silver Spring.	3	Site Selection Studies are underway	
What about Jesup Blair Park, Acorn Park or the area at 8045 Newell?	1	Site Selection Studies are underway	
The Fairview location is most central to all of the downtown neighborhoods, both the East and West sides of Georgia Avenue and would serve Woodside and the Summit Hills apartments.	1	Site Selection Studies are underway	
Has consideration been given to the MNCPPC-owned field next to the Silver Spring YMCA, on Fairway Ave in Indian Spring?	1	Site Selection Studies are underway	
Hoping for more dog parks soon, as it is really a bit of a scandal that this county doesn't have a single dog park inside the Beltway.	2	Montgomery Parks staff agrees	
<b>COMMUNITY BUILDING</b>			
I can testify that Dog Parks are a boost to building neighborhoods. We met people and made life-long friends with people we never would have met otherwise. I think a dog park is a fantastic idea and is a great community builder.	4	Montgomery Parks' staff agrees. Dog Parks are as much about people as they are about dogs.	
A lot of people, in this neighborhood, have dogs. My dog would love to socialize with them.	2		
I am thrilled that we offer some of the best schools in the nation, playgrounds, parks and playing fields for our children. It makes us a very desirable place to live. It increases our home values and adds life to our neighborhoods. Just as there are benefits to having good schools and playgrounds, it is also beneficial to have dog parks.	1	Montgomery Parks' staff agrees.	
Our future should accommodate children, teens, seniors and pets.	4	Montgomery Parks staff agrees	
A sanctioned dog park would provide a solution to growing tension in downtown Silver Spring and Takoma Park between dog owners and others in the community.	1	M-NCPPC has identified a need for 12 additional dog parks in MC by 2020	

Public Comments	Email Totals	Montgomery Parks Response	Public Meeting Totals
Dog socialization is so important - for public safety as well as the overall health of individual dogs.	1	Montgomery Parks' staff agrees.	
<b>SAFETY AND ENFORCEMENT</b>			
As a dog trainer, I work with many dogs who have become unsure of other dogs and no longer feel safe around them because of their negative experiences in dog parks	3		
Owners not picking up after their dogs is a consistent problem and needs to be enforced at any proposed dog area.	2	Montgomery Parks' staff agrees.	
Dog Parks can be wonderful but also a nightmare creating dog aggressive dogs if dogs are overwhelmed by inappropriate and too rough play or bullied.	3	Realized benefits of successful dog parks are largely dependent on owner involvement and responsibility	
Children should not be in Dog Parks	2	Current regulations state "Children under 12 are not allowed in M-NCPPC dog parks."	
<b>SITE DESIGN AND MAINTENANCE</b>			
The closest dog park to us is Wheaton, which is all dirt/gravel, which is not a great experience and makes for very dirty/dusty dogs. While grass involves more maintenance, it will provide a greater experience....	4	The Montgomery Parks is evaluating various surface options.	
If budget permits, some agility equipment (a ramp, a tire to jump through) would make the park even better.	1	Montgomery Parks' staff agrees.	
May I suggest a separate area for smaller dogs to give owners the option to segregate their smaller dogs.	9	Montgomery Parks' staff agrees.	
Shade structures to prevent any sort of heat related health issues.	5	Montgomery Parks' staff agrees.	
A water fountain for both humans and dogs (such as is installed at Cabin John dog park)... it is essential to be able to access water at all times to prevent dehydration.	4	Montgomery Parks' staff agrees.	
Please do not use artificial turf of any sort: <ul style="list-style-type: none"> <li>Chemicals in plastics and paints can enter our dogs,</li> <li>Artificial surfaces generate extreme heat in our Washington area summers.</li> <li>Bacteria breeds and accumulate on these surfaces,</li> <li>Costs over time</li> </ul>	3	Surface material types is a complex issue under review by the Parks Department. Selection of surface type(s) depend on various factors including size of dog park, degree of use, topography, aspect, budget, maintenance access, etc.	
Most of the "Low" cost aspects are not only acceptable, but ideal. There is no need to spend lots of money on a fancy fence, benches or trash cans.	2	The Montgomery Parks strives for an appropriate balance of appropriate amenities and aesthetics considerations at a reasonable cost and maintenance burden.	
Keep the tree canopy in place.	3	The Montgomery Parks supports tree canopy preservation and the need for shade as part of site design.	





*M-NCPPC, Department of Parks, Montgomery County, Maryland - Park Planning & Stewardship Division*





Public Comments	Email Totals	Montgomery Parks Response	Public Meeting Totals
Add more meandering paths to the Park, for folks to walk dogs on leashes.	1	Will be addressed through facility planning for the entirety of Ellsworth Urban Park in an upcoming CIP.	
Relocate the proposed dog park away from the old library- place it on the Parkland/lot North of the half-way house and between Colesville Road and the tennis courts and further away from children.		This option was found to be too close to adjacent private residences.	
<p>A dog park should not be located next to a children's playground. It's a disaster waiting to happen, especially since people insist on having pit bulls and Rothweilers. We take our young grandchildren (½ and 4-½) to Ellsworth Park a lot, but we would not feel safe taking them if there were a dog park right next door.</p> <p>Some dog owners will let their dogs run off-leash outside the park and there will inevitably be a risk of unwanted interactions with small children. The end results would make the playground a much less welcome area for kids to explore and play on their own without very close parental supervision, and the noise level and smell will make the playground much less inviting. I would strongly support finding an alternative space for this dog park, further away from residences and much further away from playgrounds</p> <p>The Ellsworth Park playground is one of the best-loved and most-used playgrounds in the area and draws children and their families of all ages. Increased noise smell and proximity to dogs will disrupt what is now a peaceful place for kids to play and families/teenagers to picnic, read, study, hang out, etc.</p>	3	<p>The proposed dog park location at Ellsworth Urban Park largely has visual and topographic separation from the playground. These concerns will be factored into site design, enforcement, and maintenance schedule.</p> <p>Appropriate Landscaping will provide a further sense of separation and partially mitigate noise concerns</p> <p>Examples of co-located playgrounds and dog parks in similar setting were reviewed by staff and found acceptable.</p> <p>Activation of the proposed dog park area will mitigate other existing safety concerns.</p>	
The smell of even a well-maintained dog park is usually very strong, especially in areas with dense populations like downtown Silver Spring	1	Receptacle design and maintenance scheduling	
I prefer less seating because people should be standing up and interacting/ keeping an eye on their dogs, but I understand that older owners may not be well enough to stand for a long period of time. A couple of standard plastic/ wooden benches is appropriate.	1	Montgomery Parks' staff agrees.	
A water option (pools/ water features/ sprinklers/ fountain like in downtown silver spring/ etc) would be really cool for the summer, but probably not worth it if it's going to cost thousands to create and maintain (baby pools are fine).	1	Montgomery Parks is evaluating various options.	
While I enjoy agility equipment/ tunnels/ shelters, etc. an open dog park plan tends to be a lot safer since there is less danger of dogs running into things and getting hurt or nervous dogs getting cornered by the pack.	2	Montgomery Parks' staff agrees.	



## ATTACHMENT 2: URBAN DOG PARK SITE SELECTION

## Urban Dog Park Site Selection: Park Properties in Silver Spring and Vicinity (M-NCPPC Park Planning and Stewardship)

SCORING: No = 0 , Marginal = 1, Meets Criteria = 2-3, Exceeds Criteria =4-5

PROPERTY	SIZE	EASE OF EXECUTION Quick to Implement (utilities, parking, etc.)	SERVICE AREA	CONSTRAINTS Does not impact high quality forest or specimen trees	AVAILABLE DOG PARK AREA / TARGET AREA	MINIMUM AVAILABLE AREA	PROJECT COMPATIBILITY Doesn't eliminate needed or planned facility; Compatible with existing park facilities, ease of implementation	ADJACENT LANDUSE COMPATIBILITY	PARKING, REQ'D INFRASTRUCTURE, CPTD COMPLIANT	LOCATION - Proximity to Density; walkable; accessible	Total Score	
<b>Montgomery Regional Office (MRO)</b>	6 acres	Moderate	Anticipated primarily as a drive to destination With Silver Spring CBD; High Population Density area	No environmental constraints	15000-40,000 square feet, along Spring Street, east of Upper Employee Parking Area	4	3	4	4	3	<b>18</b>	
<b>Jesup Blair Park</b>	17 acres	Easy	High Density of Residential Units in immediate vicinity; both a walk to and driving destination	Entire Park is part of environmental setting for historically designation Jessup Blair Mansion	20,000 square feet- 2 acres; Northwest Corner of the Park or east of overpass pedestrian structure to Montgomery College	3	4	2	3	5	<b>17</b>	
<b>Sligo Creek Golf Course</b>	68 acres	Moderate	Anticipated primarily as a drive to destination	Minimal environmental constraints Specimen trees	1-3 acres; southwest corner of Golf Course adjacent to Sligo Creek Parkway	5	4	3	4	3	<b>19</b>	
<b>Rock Creek Stream Valley Park, just south of Beltway</b>	3 acres	Easy	Anticipated primarily as a drive to destination	No environmental constraints, though adjacent to 100 year floodplain	33,000 square feet; adjacent to sound-wall for the Capital Beltway and immediately west of Beach Drive and Rock Creek Hiker Biker Trail	2	4	2	3	3	<b>14</b>	

PROPERTY	SIZE	EASE OF EXECUTION Quick to Implement (utilities, parking, etc.)	SERVICE AREA	CONSTRAINTS Does not impact high quality forest or specimen trees	AVAILABLE DOG PARK AREA / TARGET AREA	MINIMUM AVAILABLE AREA	PROJECT COMPATIBILITY Doesn't eliminate needed or planned facility; Compatible with existing park facilities, ease of implementation	ADJACENT LANDUSE COMPATIBILITY	PARKING, REQ'D INFRASTRUCTURE, CPTED COMPLIANT	LOCATION - Proximity to Density; walkable; accessible	Total Score	
Nolte Park	16.3 acres	Moderate	Anticipated as both a walk to and driving destination	No environmental constraints	10-000 to 40,000 square feet; north and downslope of Park Activity Building on a generally level area separated from active fields via visual screening and topography	3	3	3	3	3	15	
Ellsworth Park	3.6 acres	Moderate	Anticipated as both a walk to and driving destination	No environmental constraints; several specimen trees	10000 to 20,000 square foot area west of tennis courts and adjacent to Colesville Road.	4	5	4	4	4	21	
North Chevy Chase Local Park	30.9 acres	Moderate	Drive to destination	No environmental constraints; several specimen trees	12,000 square feet (2 side-by-side tennis courts with runout area) or unprogrammed area west of Park Activity Building.	4	2	3	3	2	14	
Fairview	1.95 acres	Moderate	Both a drive to and walk to destination	No environmental constraints; several landscape trees	Area west of Fairview and east of playground; currently unprogrammed.	2	2	2	3	4	13	

PROPERTY	SIZE	EASE OF EXECUTION Quick to Implement (utilities, parking, etc.)	SERVICE AREA	CONSTRAINTS Does not impact high quality forest or specimen trees	AVAILABLE DOG PARK AREA / TARGET AREA	MINIMUM AVAILABLE AREA	PROJECT COMPATIBILITY Doesn't eliminate needed or planned facility; Compatible with existing park facilities, ease of implementation	ADJACENT LANDUSE COMPATABILITY	PARKING, REQ'D INFRASTRUCTURE, CPTD COMPLIANT	LOCATION - Proximity to Density; walkable; accessible	Total Score	
<b>Bullis Local Park</b>	4.3 acres	Difficult	Both a drive to and walk to destination	No environmental constraints; several landscape trees	10,000 to 17,000 square feet, conversion of Upper Parking Lot area	2	2	2	3	3	<b>12</b>	
<b>Fenton Street Urban Park</b>	0.86 acres	Difficult (pending acquisition)	Both a drive to and walk to destination	No environmental constraints; several landscape trees	20,000 square feet; east of parking area, adjacent to Boston Avenue	3	4	3	2	4	<b>16</b>	
<b>Dale Avenue Neighborhood Park</b>	3.3 acres	Easy	Both a drive to and walk to destination	Adjacent to 100 year floodplain and within riparian area for Sligo Creek Stream Valley Park	20,000 square feet along Dale Avenue on highest ground	3	3	3	3	3	<b>15</b>	