

INTRODUCTORY BRIEFING: COMMUNITY EQUITY INDEX ANALYSIS






Description

The briefing provides an introduction of the Community Equity Index analysis and describes the process for developing an analytical, indexing model to gauge the progress of advancing racial equity and social justice in Montgomery County. The Community Equity Index and supplemental equity monitoring indicators will be reported in an interactive, web-based dashboard visualizing comparative neighborhood analysis and tracking changes over time. The community equity analysis recognizes that it is not enough to document inequalities at the county level, it is important to understand the disparities among communities and monitor changing conditions.

MCPB ITEM #5

DATE: 12-9-2021

COMPLETED: 12-2-2021

	Pamela Zorich, Research Coordinator, Pamela.Zorich@montgomeryplanning.org , 301-650-5639
BK	Benjamin Kraft, Research Coordinator, Benjamin.Kraft@montgomeryplanning.org , 301-495-4536
	Jay Mukherjee, Principal GIS Specialist, Jay.Mukherjee@montgomeryplanning.org , 301-650-5646
	Caroline McCarthy, Division Chief, Caroline.McCarthy@montgomeryplanning.org , 301-495-4506

SUMMARY

- The purpose of this briefing is to provide the Planning Board with an introduction to the Community Equity Index (CEI) project. The briefing will provide an overview of the goals of the project, precedent examples of indices and dashboards from other communities, and preliminary thoughts on categories and indicators. Note that this project is listed in the Department work program as the Equity Opportunity Index. Staff changed the name because they thought it better reflected the objectives of the initiative.
- The CEI will be a gradient index of critically selected demographic and socio-economic factors describing tracts countywide. The indicators used to derive the index will be chosen based on their current and historical relevance for equity analysis and the availability of reliable, accurate, regularly collected, and publicly available data at neighborhood-level geographies. The CEI will expand on the previous Equity Focus Area analysis, creating a more robust, diagnostic tool providing additional detail of critically selected neighborhood characteristics.
- As a diagnostic tool, the CEI and accompanying dashboard will help us better understand existing conditions and explore contributing determinants leading to inequities at the neighborhood and county levels. It will reflect current conditions and historical trajectories of neighborhoods and it will serve as a benchmark against which to gauge future progress. The CEI will serve as a quantitative baseline for equity analysis to support ongoing and future planning efforts, inform policies addressing disparities and aid in prioritizing resource. Monitoring community indicators will provide a mechanism for documenting spatial and temporal change, and objectively gauging progress towards equitable goals. Community-driven indicators help center the needs of disadvantaged communities in planning, policy, and investment decisions.

PROJECT INFORMATION

Introductory Briefing

Community Equity Index Analysis

Date

December 9, 2021

Lead Planner

Pamela Zorich

Planning Division

Research & Strategic Projects

Staff Contact

Pamela.zorich@montgomeryplanning.org