



FY2025 SCHOOL UTILIZATION REPORT

Table of Contents

About the FY 2025 School Utilization Report	2
Future Utilization Reports	5
Countywide Utilization Report	6
Individual School Utilization Report – High Schools	23
Individual School Utilization Report – Middle Schools	49
Individual School Utilization Report – Elementary Schools	90
Index (by School Level)	222
Index (by Cluster)	223



About the School Utilization Report

On November 16, 2020, the Montgomery County Council adopted the 2020-2024 Growth and Infrastructure Policy, formerly known as the Subdivision Staging Policy. The new policy requires the Planning Department to provide a School Utilization Report along with the Annual School Test to provide supplemental information about the utilization of the county's public school infrastructure.

The report consists of two main parts: a countywide component and an individual school component. Each part provides a graphic representation of the enrollment and capacity data of Montgomery County Public Schools and their facility utilization trends.

- The *Countywide Utilization Report* includes:
 - Trends of the countywide enrollment, capacity, and utilization rates of all schools collectively, for each school level.
 - Trends of the share of school facilities operating at various adequacy levels, for each school level.
 - A snapshot of single-family home sales, residential development and total housing units for each school service area.

- The *Individual School Utilization Report* includes:
 - Trends of past and projected enrollment, capacity, and utilization rates of individual schools.
 - Facility data, adjacent schools, and Annual School Test results of individual schools.

Data Sources & Modifications

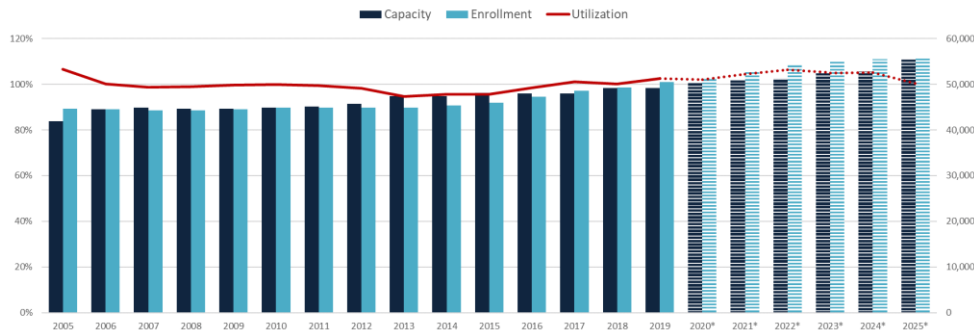
The source of data and method of modifications is consistent with the Annual School Test.

- Past trends are based on the actual enrollment and capacity data reported in 'MCPS Educational Facilities Master Plan and Capital Improvements Program' publications each fiscal year.
- Projected trends are based on the enrollment and capacity projections provided in the current fiscal year's educational facilities master plan publication. However, in schools where the projections do not reflect an approved capacity relief plan, the rules outlined in the Annual School Test Guidelines are used to make modifications. The modification is applied to each school year following the anticipated completion or execution of the capacity solution.



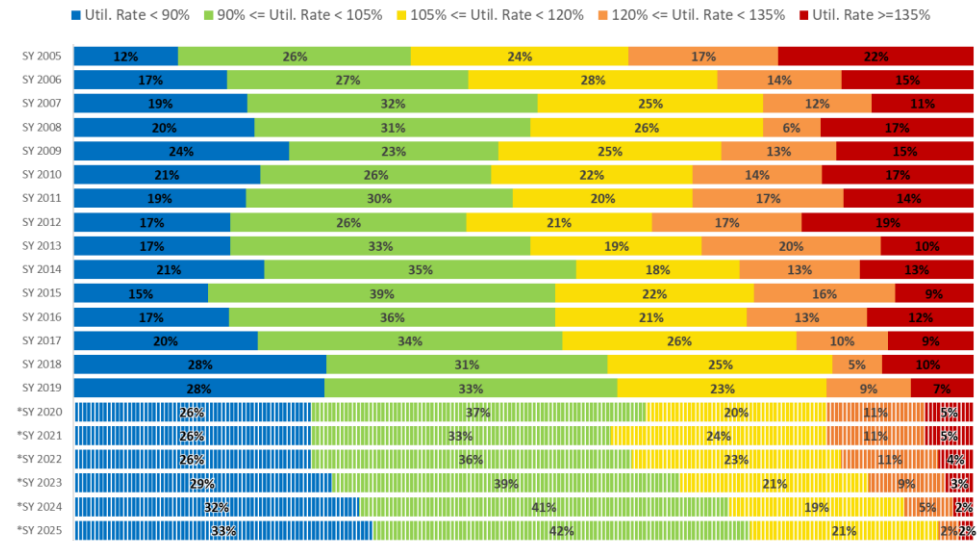
Countywide Data

There are two types of graphs currently provided in the Countywide Utilization Report related to schools. The first is a combination bar and line graph that shows past and projected enrollment and capacity trends for MCPS' elementary, middle or high schools collectively. The past trend shows actual enrollment and capacity of the last 15 school years. The projected trend shows enrollment and capacity data for the next five school years. This graph also includes a trend line that shows the countywide capacity utilization rate for the school level.



The second type of graph is a stacked bar graph that shows the distribution of the county's public elementary, middle or high

schools by utilization rate. Again, the graph shows actual enrollment and capacity of the last 15 school years, and projected utilization rates for the next five school years. The levels of utilization are based on the utilization rate thresholds used to determine Utilization Premium Payments.¹



Since FY 2022, a snapshot of housing data has been included, showing the total annual single-family home sales, residential development and total housing units for each school service area.

¹ Utilization Premium Payment requirements are determined as part of the Annual School Test and are based on the combination of an individual school's projected utilization rate and seat deficit four years in the future.



Individual School Data

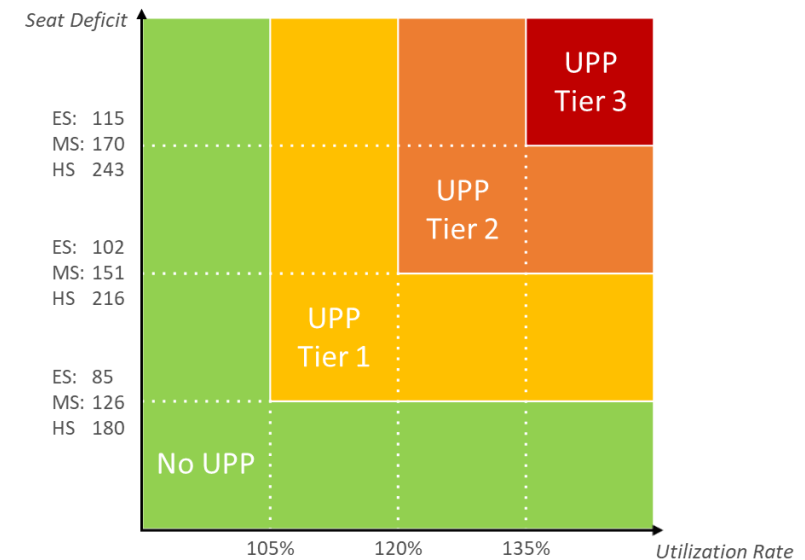
The Individual School Utilization Report includes one primary graph for each school. The combination bar and line graph shows the enrollment and capacity trends for the school – the actual trend of the last 15 school years, and the projected trend for the next five school years. This graph also includes a line that shows the corresponding rate of capacity utilization for the school.

In addition to the graph, information pertaining to the school facility and site are provided, including the year the facility was built, when the facility was last renovated and/or expanded, the facility's gross floor area and the size of the school site. The number of relocatable classrooms that were used to relieve overcrowding during the last school year is also included.

For each school, there is also a list of schools that share boundaries, and links are included to the corresponding page of each adjacent school.

Finally, information is provided regarding the status of the school in the Annual School Test. This includes identifying

what level of Utilization Premium Payment (UPP) is required, if any, for development approved in the school's service area. There is a graphic that demonstrates where the school's projected utilization falls relative to the UPP utilization rate thresholds and the seat deficit thresholds. In order to trigger a payment at a particular UPP tier, the projected utilization must meet the thresholds for both factors. The image below provides a visualization of how the UPP tier is determined based on the utilization rate and seat deficit thresholds.



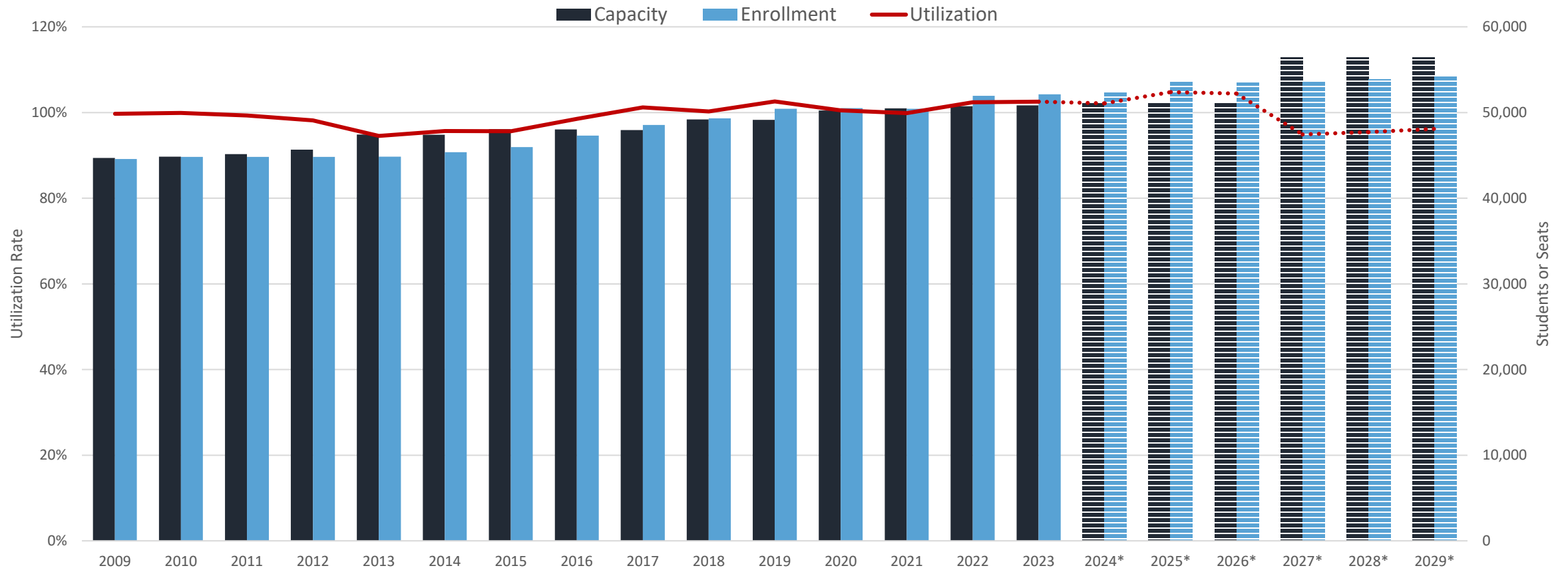
Future Utilization Reports

School Utilization Reports will continue to be released in June of each year. Over time, additional information will be included as data are collected, reviewed and prepared for presentation. Such data may include information on individual school core capacity, as well as countywide trends in the use of relocatable classrooms. Trends in housing by school service area may also be provided to better demonstrate connections between these trends and school enrollment. The reports may also move to a purely digital format with interactive graphs.



Countywide Utilization Report

High Schools – Countywide Enrollment/Utilization Trend



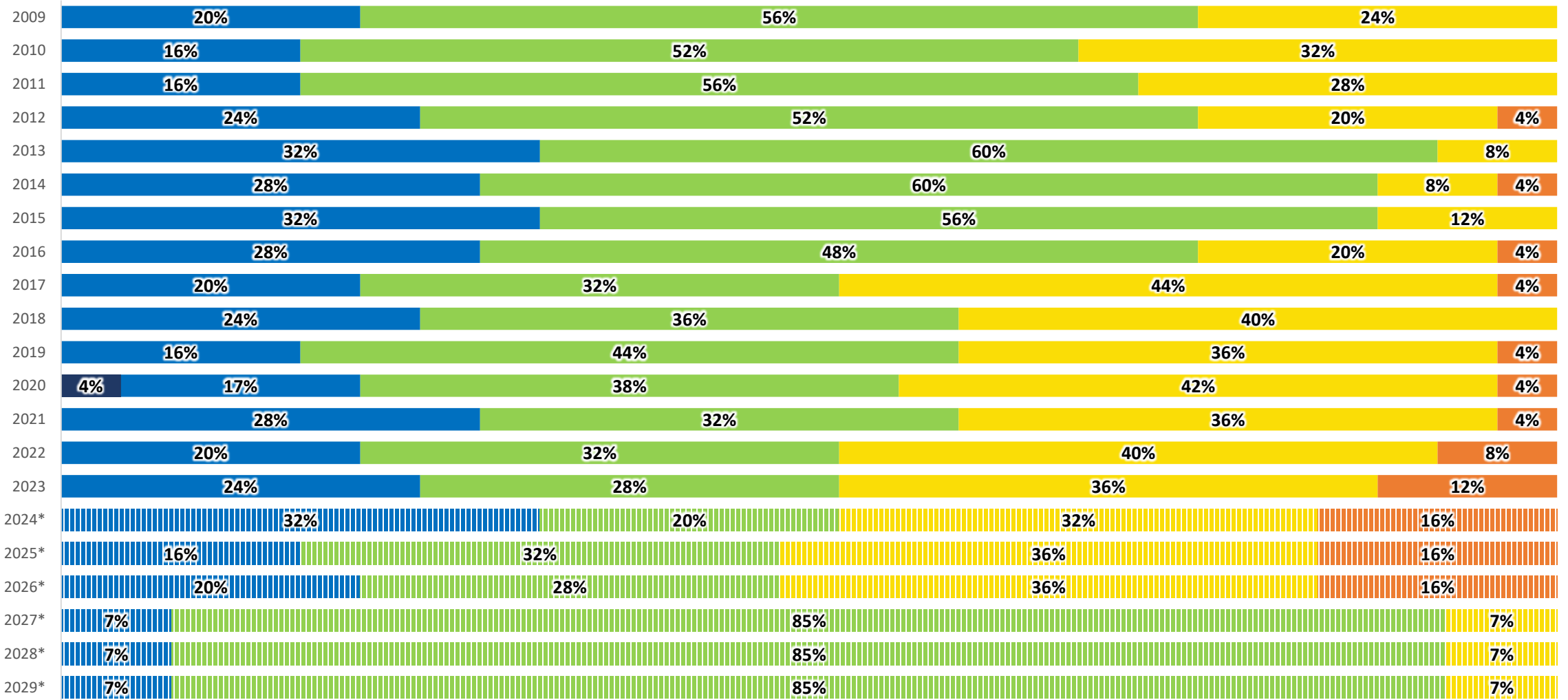
School Year	2009	2010	2011	2012	2013	2014	2015	2016	2017	2018	2019	2020	2021	2022	2023	2024*	2025*	2026*	2027*	2028*	2029*
Capacity	44,694	44,855	45,149	45,666	47,436	47,402	48,062	48,026	47,969	49,195	49,147	50,253	50,489	50,730	50,831	51,169	51,169	51,169	56,424	56,424	56,424
Enrollment	44,577	44,828	44,837	44,838	44,854	45,368	45,964	47,325	48,546	49,315	50,432	50,519	50,434	51,949	52,122	52,277	53,628	53,450	53,547	53,867	54,270
Utilization	99.7%	99.9%	99.3%	98.2%	94.6%	95.7%	95.6%	98.5%	101.2%	100.2%	102.6%	100.5%	99.9%	102.4%	102.5%	102.2%	104.8%	104.5%	94.9%	95.5%	96.2%
Enrollment Growth	338	251	9	1	16	514	596	1,361	1,221	769	1,117	87	-85	1,515	173	155	1,506	1,173	-81	239	820

* MCPS FY25 CIP projection.



High Schools – Individual School Utilization Level Trend

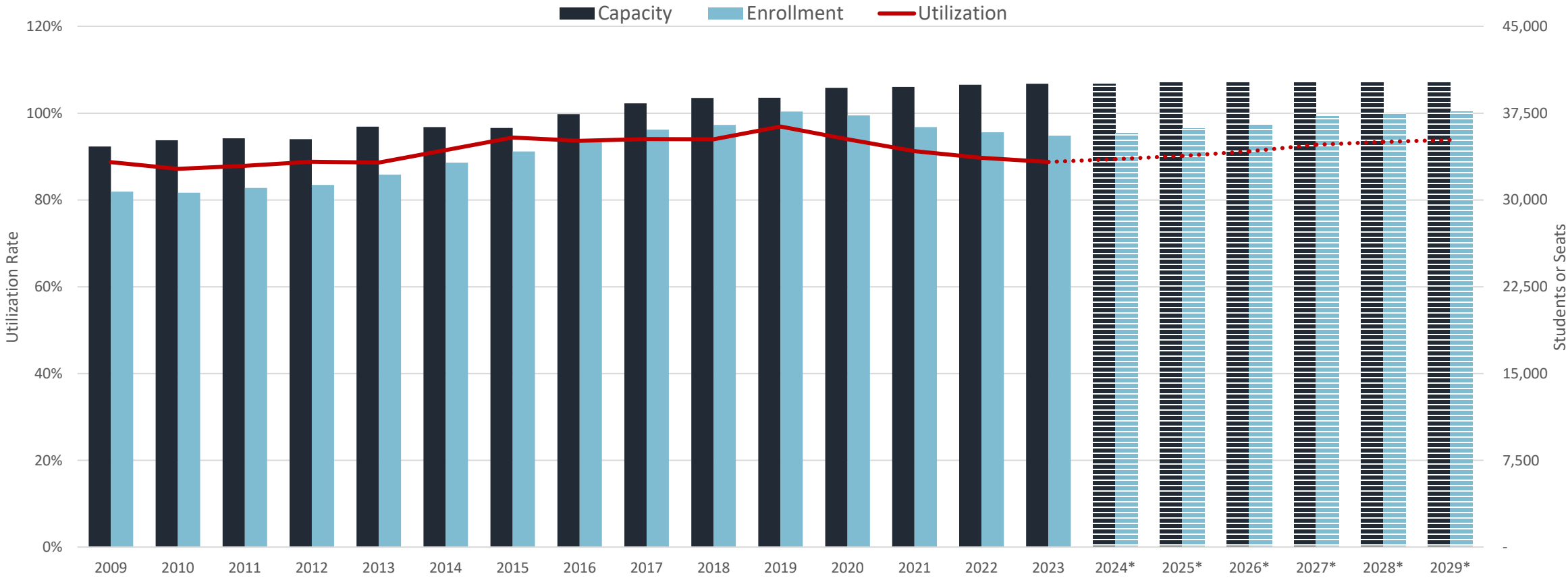
■ Util. Rate < 75%
 ■ 75% <= Util. Rate < 90%
 ■ 90% <= Util. Rate < 105%
 ■ 105% <= Util. Rate < 120%
 ■ 120% <= Util. Rate < 135%
 ■ Util. Rate >=135%



*MCPS FY25 CIP projection.



Middle Schools – Countywide Enrollment/Utilization Trend



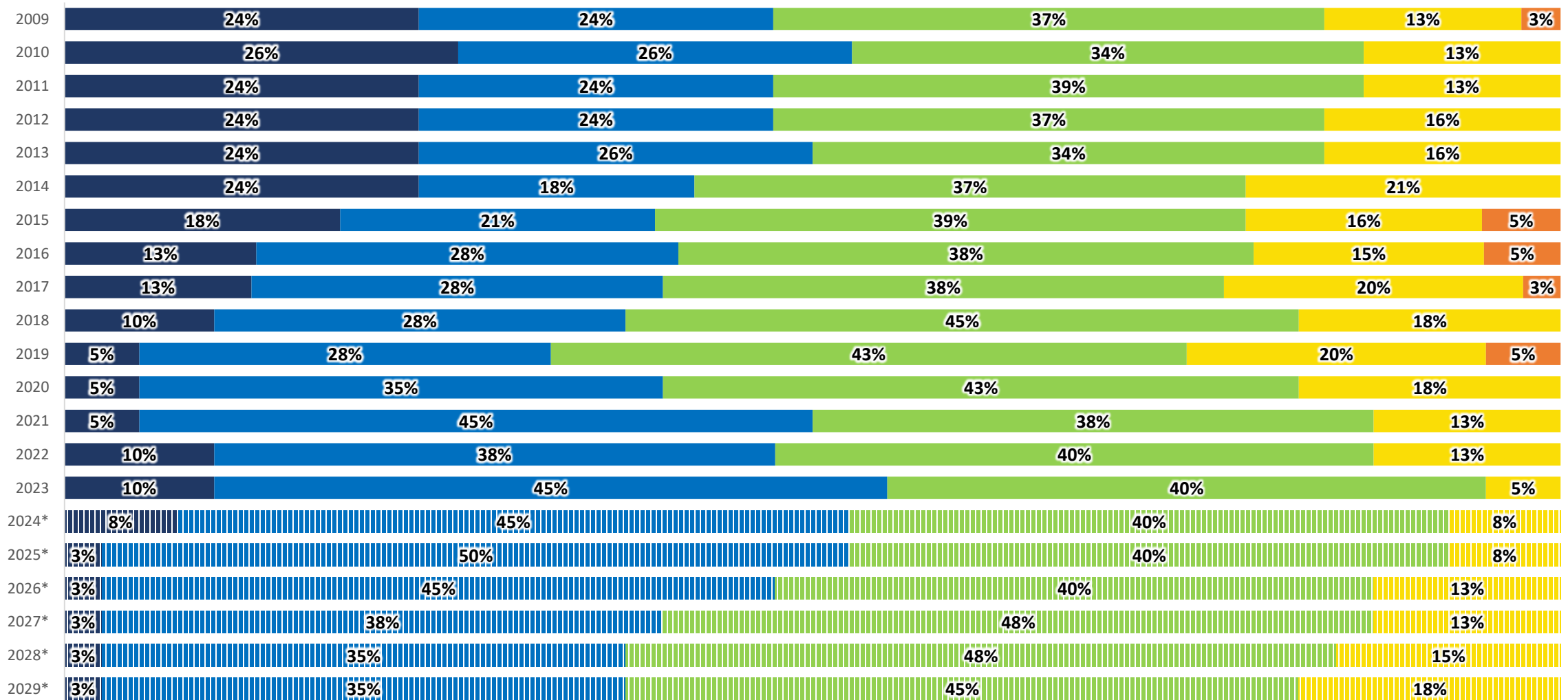
School Year	2009	2010	2011	2012	2013	2014	2015	2016	2017	2018	2019	2020	2021	2022	2023	2024*	2025*	2026*	2027*	2028*	2029*
Capacity	34,619	35,153	35,321	35,250	36,341	36,295	36,219	37,422	38,349	38,815	38,840	39,694	39,777	39,963	40,047	40,038	40,134	40,134	40,134	40,134	40,134
Enrollment	30,719	30,639	31,036	31,308	32,201	33,219	34,183	35,034	36,069	36,489	37,637	37,304	36,307	35,853	35,551	35,804	36,192	36,595	37,220	37,479	37,662
Utilization	88.7%	87.2%	87.9%	88.8%	88.6%	91.5%	94.4%	93.6%	94.1%	94.0%	96.9%	94.0%	91.3%	89.7%	88.8%	89.4%	90.2%	91.2%	92.7%	93.4%	93.8%
Enrollment Growth	5	-80	397	272	893	1,018	964	851	1,035	420	1,148	-333	-997	-454	-302	253	641	791	1,028	1,287	1,067

*MCPS FY25 CIP projection.



Middle Schools – Individual School Utilization Level Trend

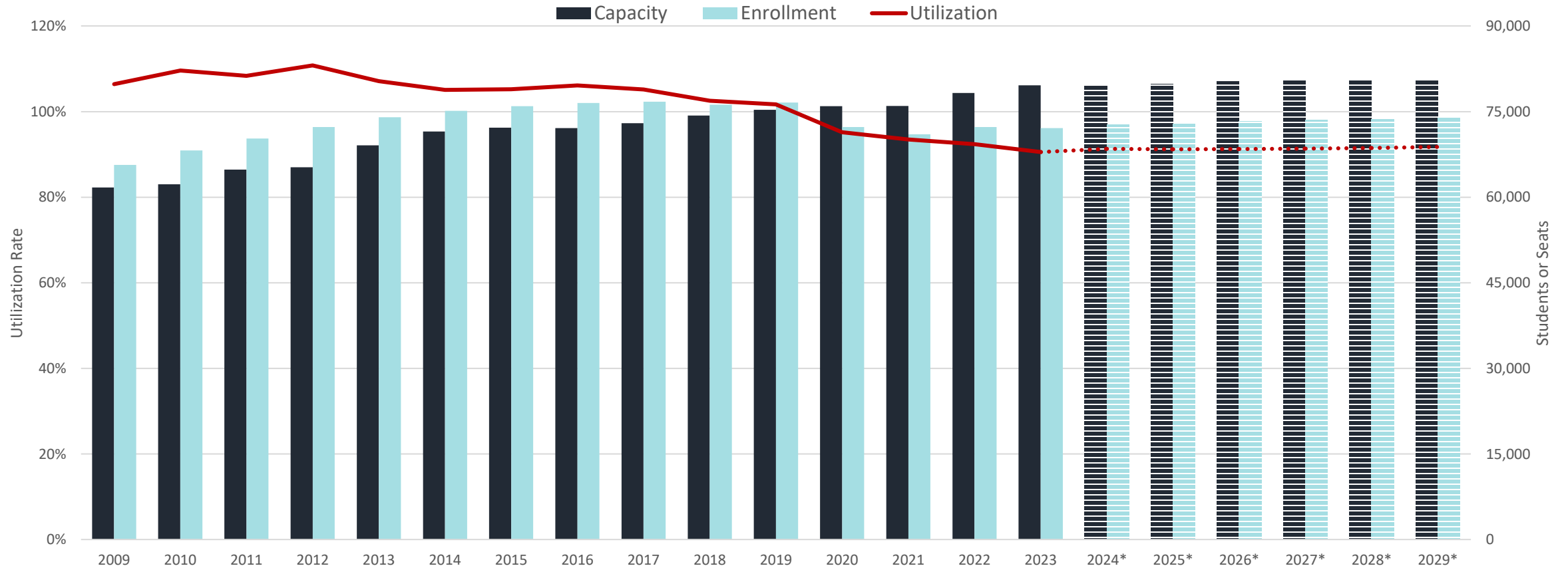
■ Util. Rate < 75% ■ 75% <= Util. Rate < 90% ■ 90% <= Util. Rate < 105% ■ 105% <= Util. Rate < 120% ■ 120% <= Util. Rate < 135% ■ Util. Rate >=135%



*MCPS FY25 CIP projection.



Elementary Schools – Countywide Enrollment/Utilization Trend

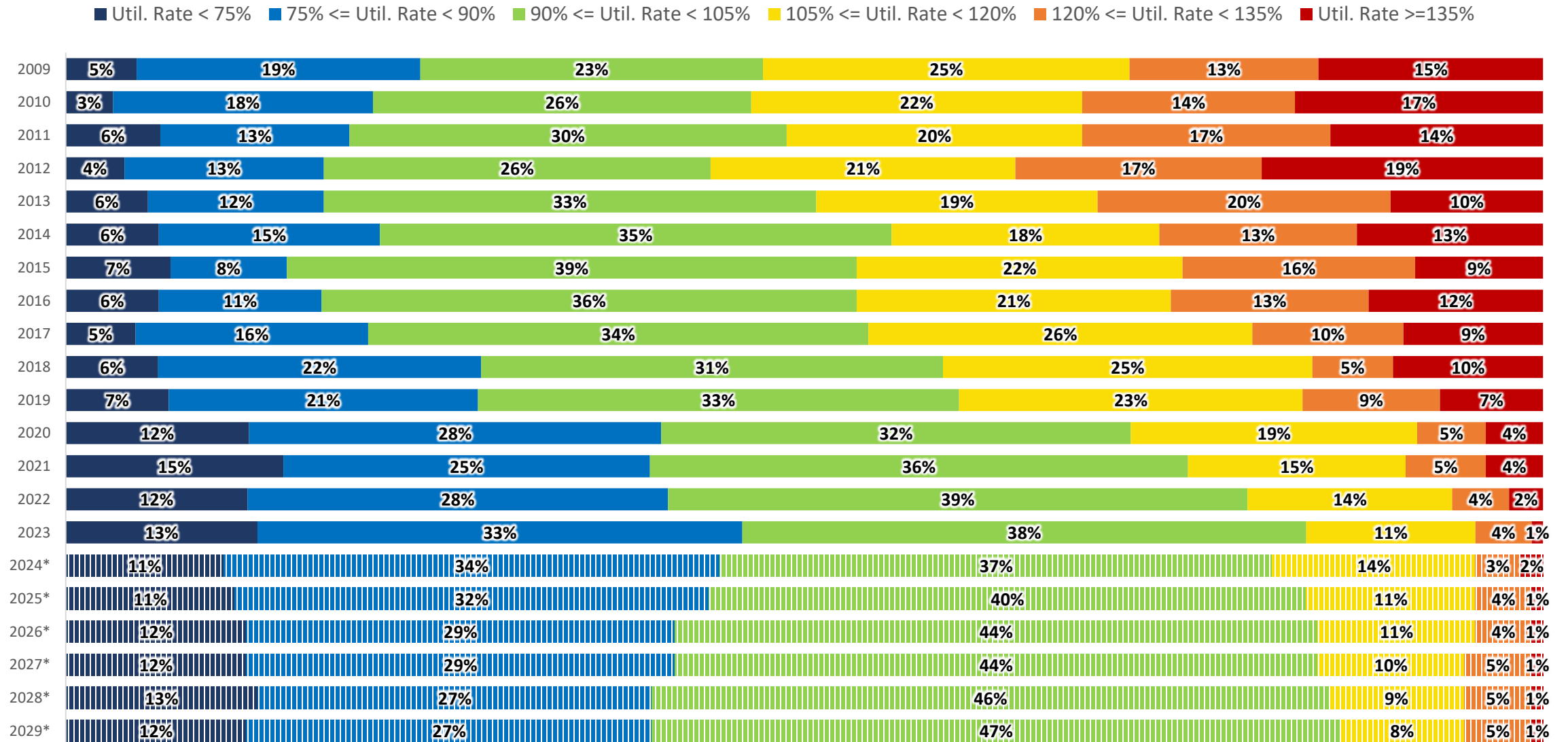


School Year	2009	2010	2011	2012	2013	2014	2015	2016	2017	2018	2019	2020	2021	2022	2023	2024*	2025*	2026*	2027*	2028*	2029*
Capacity	61,692	62,251	64,839	65,253	69,087	71,509	72,176	72,096	72,969	74,323	75,311	75,943	75,985	78,268	79,619	79,619	79,809	80,301	80,490	80,490	80,490
Enrollment	65,658	68,215	70,273	72,295	74,021	75,132	75,958	76,504	76,740	76,199	76,597	72,298	71,050	72,315	72,103	72,698	72,786	73,285	73,521	73,632	73,835
Utilization	106.4%	109.6%	108.4%	110.8%	107.1%	105.1%	105.2%	106.1%	105.2%	102.5%	101.7%	95.2%	93.5%	92.4%	90.6%	91.3%	91.2%	91.3%	91.3%	91.5%	91.7%
Enrollment Growth	2,265	2,557	2,058	2,022	1,726	1,111	826	546	236	-541	398	-4,299	-1,248	1,265	-212	595	683	587	735	846	550

*MCPS FY25 CIP projection.



Elementary Schools – Individual School Utilization Level Trend



*MCPS FY25 CIP projection.

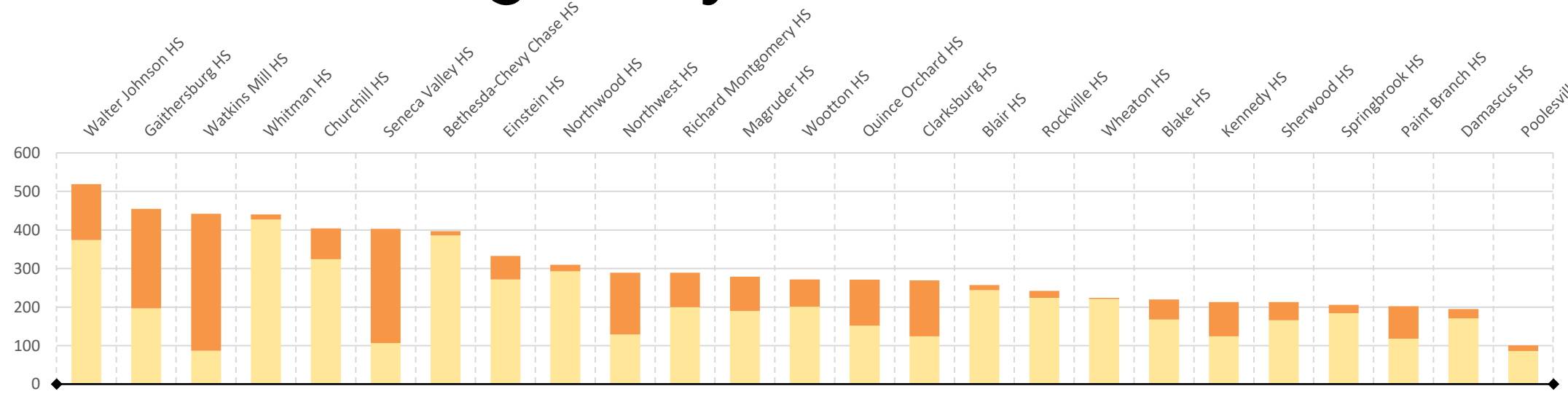


2023 Housing Analysis – HS Service Areas

Sold Units*

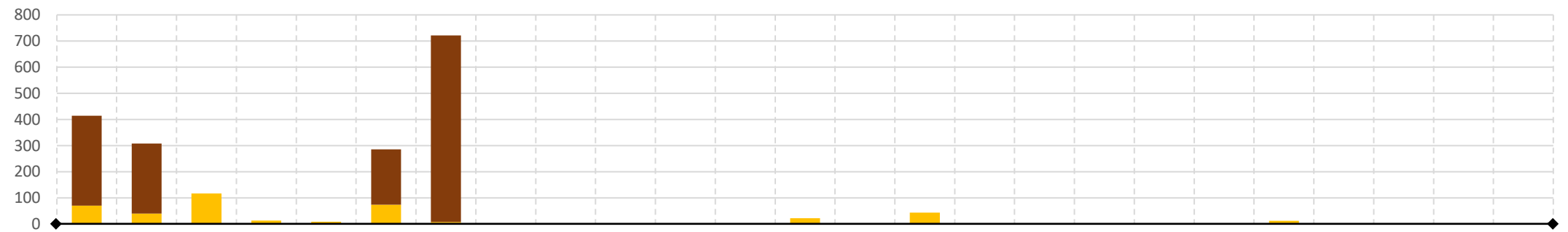
- Single-Family Detached Units
- Single-Family Attached Units

* Includes sales of existing units and newly built units.

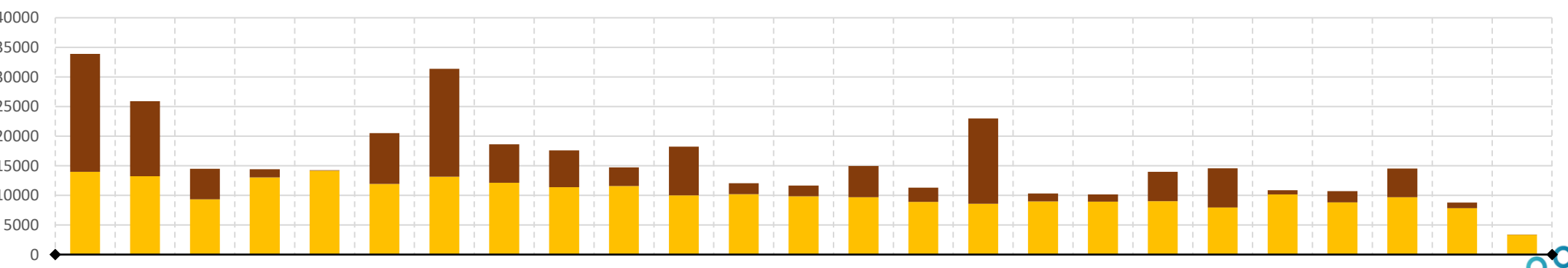


New Units

- Single-Family Units (detached & attached, includes teardown-rebuild units)
- Multi-Family Units



Total DUs



2023 Housing Analysis Data – HS Service Areas

	Walter Johnson HS	Gaithersburg HS	Watkins Mill HS	Whitman HS	Churchill HS	Seneca Valley HS	Bethesda-Chevy Chase HS	Einstein HS	Northwood HS	Northwest HS	Richard Montgomery HS	Magruder HS	Wootton HS
Units Sold in 2023 (Single Family only)													
SFD	374	197	87	427	324	107	386	272	293	129	200	190	201
SFA	145	258	355	13	80	296	11	61	17	160	89	89	71
SF Units	519	455	442	440	404	403	397	333	310	289	289	279	272
Units Built in 2023													
SF Units	71	40	117	14	9	74	8	-	3	1	-	1	23
MF Units	343	268	-	-	-	212	713	-	-	-	-	-	-
Total	414	308	117	14	9	286	721	-	3	1	-	1	23
Total Housing Units													
SF Units	14,002	13,245	9,337	13,061	14,167	11,961	13,152	12,158	11,377	11,597	10,010	10,209	9,878
MF Units	19,909	12,661	5,149	1,345	96	8,577	18,247	6,470	6,239	3,153	8,225	1,838	1,797
Total	33,911	25,906	14,486	14,406	14,263	20,538	31,399	18,628	17,616	14,750	18,235	12,047	11,675

	Quince Orchard HS	Clarksburg HS	Blair HS	Rockville HS	Wheaton HS	Blake HS	Kennedy HS	Sherwood HS	Springbrook HS	Paint Branch HS	Damascus HS	Poolesville HS
Units Sold in 2023 (Single Family only)												
SFD	152	124	244	224	221	168	124	166	184	118	171	86
SFA	119	145	13	18	3	52	89	47	22	84	24	15
SF Units	271	269	257	242	224	220	213	213	206	202	195	101
Units Built in 2023												
SF Units	3	44	1	1	1	2	2	13	-	-	-	-
MF Units	-	-	-	-	-	-	-	-	-	-	-	-
Total	3	44	1	1	1	2	2	13	-	-	-	-
Total Housing Units												
SF Units	9,686	8,916	8,611	9,003	8,946	9,043	7,962	10,187	8,834	9,707	7,849	3,379
MF Units	5,306	2,412	14,375	1,339	1,208	4,964	6,602	709	1,881	4,843	930	8
Total	14,992	11,328	22,986	10,342	10,154	14,007	14,564	10,896	10,715	14,550	8,779	3,387

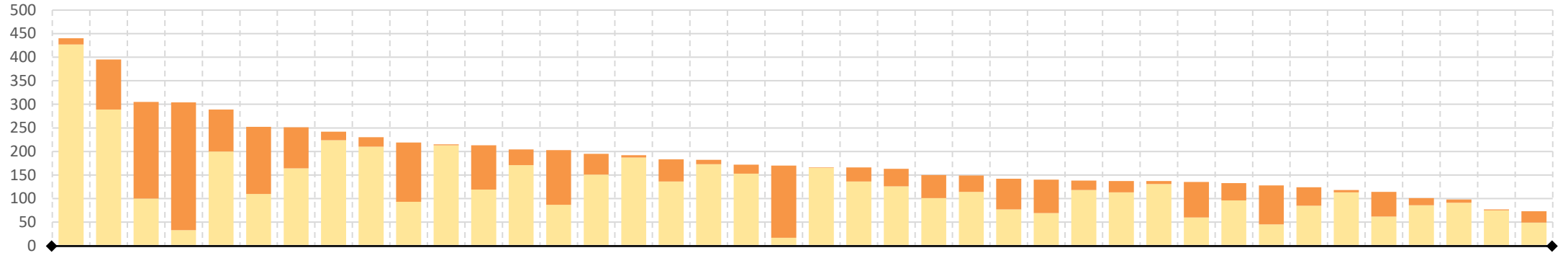


2023 Housing Analysis – MS Service Areas

Sold Units*

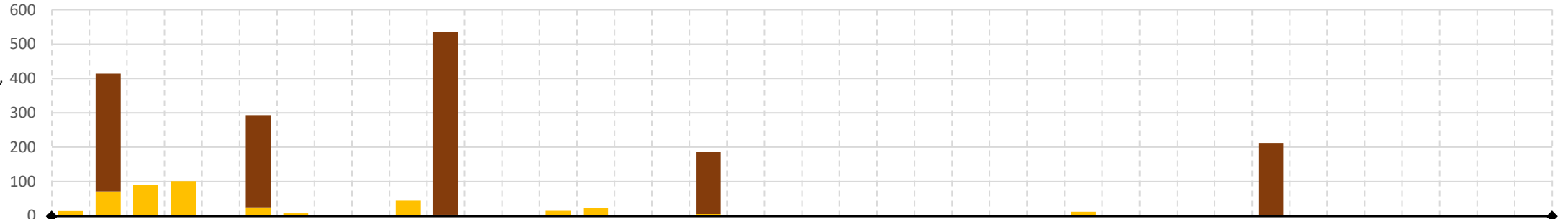
- Single-Family Detached Units
- Single-Family Attached Units

* Includes sales of existing units and newly built units.

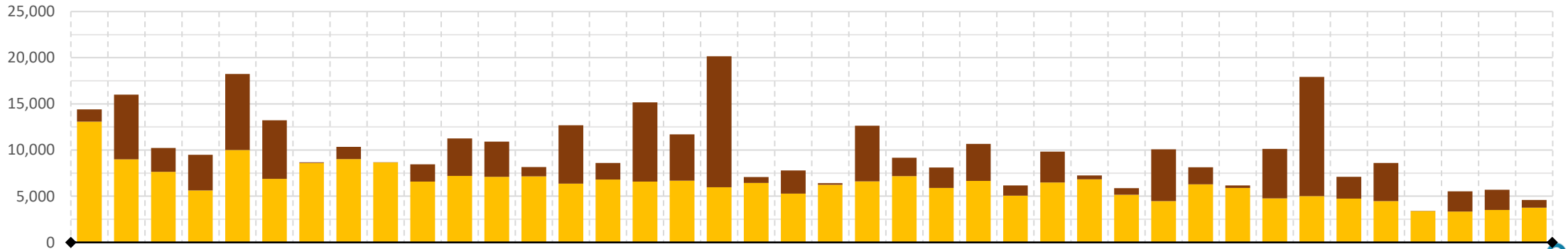


New Units

- Single-Family Units (detached & attached, includes teardown-rebuild units)
- Multi-Family Units



Total DUs



2023 Housing Analysis Data – MS Service Areas

	Pyle MS	North Bethesda MS	Neelsville MS	Montgomery Village MS	West MS	Gaithersburg MS	Cabin John MS	Wood MS	Hoover MS	Rocky Hill MS	Silver Creek MS	Lakelands Park MS	Newport Mill MS	Forest Oak MS	Frost MS
Units Sold in 2023 (Single Family only)															
SFD	427	289	100	33	200	110	164	224	210	93	213	119	171	87	151
SFA	13	106	205	271	89	142	87	18	20	126	2	94	33	116	44
SF Units	440	395	305	304	289	252	251	242	230	219	215	213	204	203	195
Units Built in 2023															
SF Units	14	71	90	101	-	25	7	1	2	44	3	2	-	15	23
MF Units	-	343	-	-	-	268	-	-	-	-	532	-	-	-	-
Total	14	414	90	101	-	293	7	1	2	44	535	2	-	15	23
Total Housing Units															
SF Units	13,061	8,987	7,647	5,622	10,010	6,885	8,600	9,003	8,652	6,575	7,195	7,094	7,155	6,360	6,793
MF Units	1,345	6,999	2,565	3,860	8,225	6,334	72	1,339	24	1,862	4,062	3,820	998	6,327	1,797
Total	14,406	15,986	10,212	9,482	18,235	13,219	8,672	10,342	8,676	8,437	11,257	10,914	8,153	12,687	8,590

	Silver Spring Int'l MS	Odessa Shannon MS	Westland MS	Baker MS	Clemente MS	Loiederman MS	Sligo MS	Briggs Chaney MS	Ridgeview MS	Key MS	Shady Grove MS	Banneker MS	Rosa Parks MS	Redland MS	Takoma Park MS
Units Sold in 2023 (Single Family only)															
SFD	187	136	173	153	17	165	136	126	101	114	77	69	118	113	131
SFA	5	47	9	19	153	1	30	37	49	35	65	71	20	24	6
SF Units	192	183	182	172	170	166	166	163	150	149	142	140	138	137	137
Units Built in 2023															
SF Units	2	2	5	-	-	-	-	-	2	-	-	2	12	1	-
MF Units	-	-	181	-	-	-	-	-	-	-	-	-	-	-	-
Total	2	2	186	-	-	-	-	-	2	-	-	2	12	1	-
Total Housing Units															
SF Units	6,591	6,685	5,957	6,444	5,280	6,226	6,608	7,178	5,888	6,650	5,044	6,485	6,834	5,165	4,460
MF Units	8,577	5,012	14,185	633	2,513	175	6,022	1,981	2,227	4,011	1,129	3,349	421	709	5,608
Total	15,168	11,697	20,142	7,077	7,793	6,401	12,630	9,159	8,115	10,661	6,173	9,834	7,255	5,874	10,068

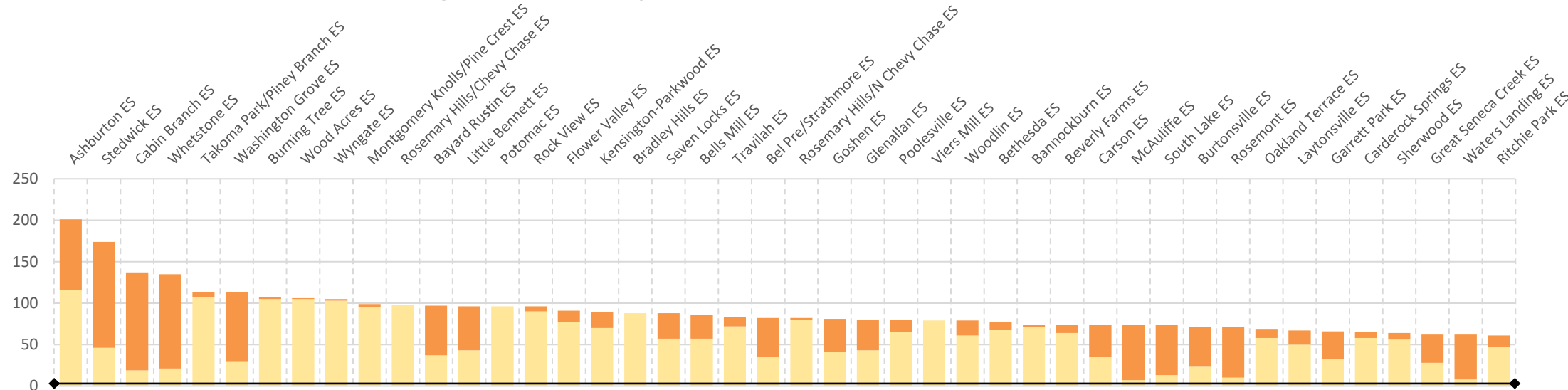
	Kingsview MS	Farquhar MS	King MS	Tilden MS	White Oak MS	Argyle MS	Poole MS	Eastern MS	Parkland MS	Hallie Wells MS
Units Sold in 2023 (Single Family only)										
SFD	60	96	45	85	113	62	86	91	75	49
SFA	75	37	83	39	5	52	15	7	2	24
SF Units	135	133	128	124	118	114	101	98	77	73
Units Built in 2023										
SF Units	-	1	-	-	-	1	-	1	1	-
MF Units	-	-	212	-	-	-	-	-	-	-
Total	-	1	212	-	-	1	-	1	1	-
Total Housing Units										
SF Units	6,279	5,883	4,771	5,015	4,741	4,466	3,379	3,345	3,518	3,746
MF Units	1,843	288	5,357	12,910	2,347	4,142	8	2,187	2,173	847
Total	8,122	6,171	10,128	17,925	7,088	8,608	3,387	5,532	5,691	4,593



2023 Housing Analysis – ES Service Areas (1/3)

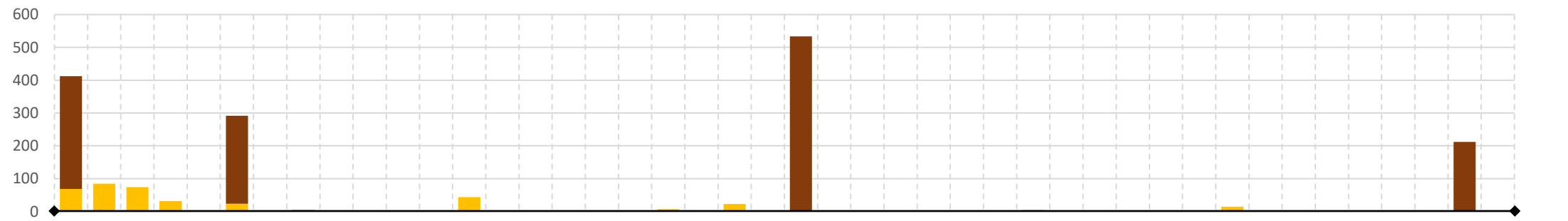
Sold Units*

- Single-Family Detached Units
- Single-Family Attached Units
- * Includes sales of existing units and newly built units.

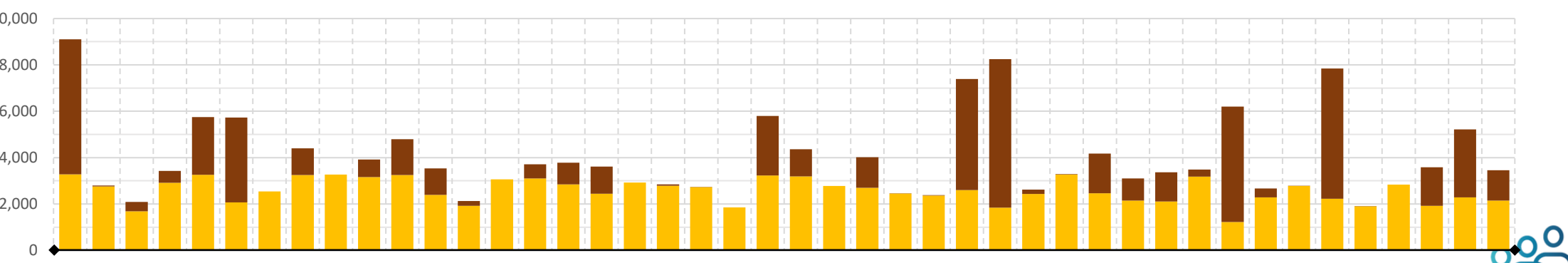


New Units

- Single-Family Units (detached & attached, includes teardown-rebuild units)
- Multi-Family Units



Total DUs



2023 Housing Analysis Data – ES Service Areas (1/3)

	Ashburton ES	Stedwick ES	Cabin Branch ES	Whetstone ES	Takoma Park/Piney Branch ES	Washington Grove ES	Burning Tree ES	Wood Acres ES	Wyngate ES	Montgomery Knolls/Pine Crest ES	Rosemary Hills/Chevy Chase ES	Bayard Rustin ES	Little Bennett ES	Potomac ES	Rock View ES
Units Sold in 2023 (Single Family only)															
SFD	116	46	19	21	107	30	105	105	103	95	98	37	43	96	90
SFA	85	128	118	114	6	83	2	1	2	4	-	60	53	-	6
SF Units	201	174	137	135	113	113	107	106	105	99	98	97	96	96	96
Units Built in 2023															
SF Units	69	85	74	32	-	24	2	6	1	1	2	-	44	2	-
MF Units	343	-	-	-	-	268	-	-	-	-	-	-	-	-	-
Total	412	85	74	32	-	292	2	6	1	1	2	-	44	2	-
Total Housing Units															
SF Units	3,280	2,761	1,685	2,917	3,257	2,064	2,544	3,254	3,269	3,162	3,248	2,389	1,917	3,060	3,103
MF Units	5,820	33	400	505	2,492	3,660	-	1,145	-	755	1,542	1,144	210	-	610
Total	9,100	2,794	2,085	3,422	5,749	5,724	2,544	4,399	3,269	3,917	4,790	3,533	2,127	3,060	3,713

	Flower Valley ES	Kensington-Parkwood ES	Bradley Hills ES	Seven Locks ES	Bells Mill ES	Travilah ES	Bel Pre/Strathmore ES	Rosemary Hills/N Chevy Chase ES	Goshen ES	Glenallan ES	Poolesville ES	Viers Mill ES	Woodlin ES	Bethesda ES	Bannockburn ES
Units Sold in 2023 (Single Family only)															
SFD	77	70	88	57	57	72	35	80	41	43	65	79	61	68	71
SFA	14	19	-	31	29	11	47	2	40	37	15	-	18	9	3
SF Units	91	89	88	88	86	83	82	82	81	80	80	79	79	77	74
Units Built in 2023															
SF Units	1	1	1	7	-	23	1	1	-	1	-	-	-	2	5
MF Units	-	-	-	-	-	-	-	532	-	-	-	-	-	-	-
Total	1	1	1	7	-	23	1	533	-	1	-	-	-	2	5
Total Housing Units															
SF Units	2,849	2,438	2,928	2,788	2,727	1,849	3,228	3,192	2,774	2,698	2,454	2,368	2,603	1,838	2,436
MF Units	933	1,179	-	60	12	-	2,567	1,169	-	1,320	8	12	4,790	6,406	187
Total	3,782	3,617	2,928	2,848	2,739	1,849	5,795	4,361	2,774	4,018	2,462	2,380	7,393	8,244	2,623

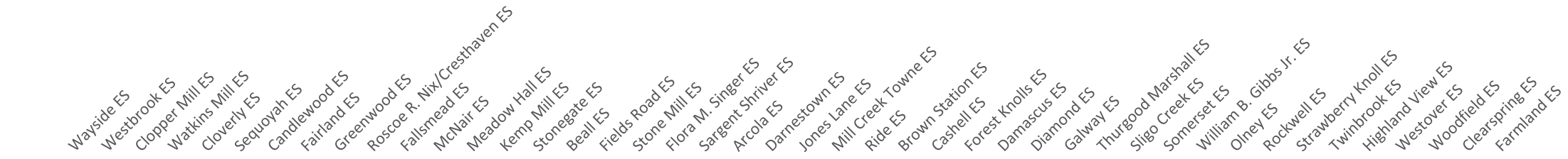
	Beverly Farms ES	Carson ES	McAuliffe ES	South Lake ES	Burtonsville ES	Rosemont ES	Oakland Terrace ES	Laytonville ES	Garrett Park ES	Carderock Springs ES	Sherwood ES	Great Seneca Creek ES	Waters Landing ES	Ritchie Park ES
Units Sold in 2023 (Single Family only)														
SFD	64	35	7	13	24	10	58	50	33	58	56	28	8	47
SFA	10	39	67	61	47	61	11	17	33	7	8	34	54	14
SF Units	74	74	74	74	71	71	69	67	66	65	64	62	62	61
Units Built in 2023														
SF Units	-	1	-	-	-	15	-	1	-	-	1	-	-	-
MF Units	-	-	-	-	-	-	-	-	-	-	-	-	212	-
Total	-	1	-	-	-	15	-	1	-	-	1	-	212	-
Total Housing Units														
SF Units	3,267	2,462	2,148	2,107	3,178	1,220	2,281	2,777	2,226	1,899	2,835	1,917	2,287	2,150
MF Units	24	1,714	952	1,256	312	4,984	388	11	5,619	13	-	1,663	2,929	1,307
Total	3,291	4,176	3,100	3,363	3,490	6,204	2,669	2,788	7,845	1,912	2,835	3,580	5,216	3,457



2023 Housing Analysis – ES Service Areas (2/3)

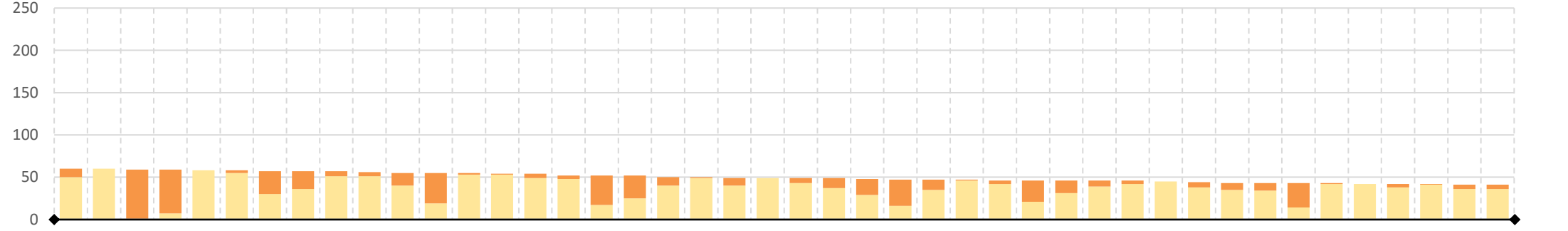
Sold Units*

- Single-Family Detached Units
- Single-Family Attached Units
- * Includes sales of existing units and newly built units.

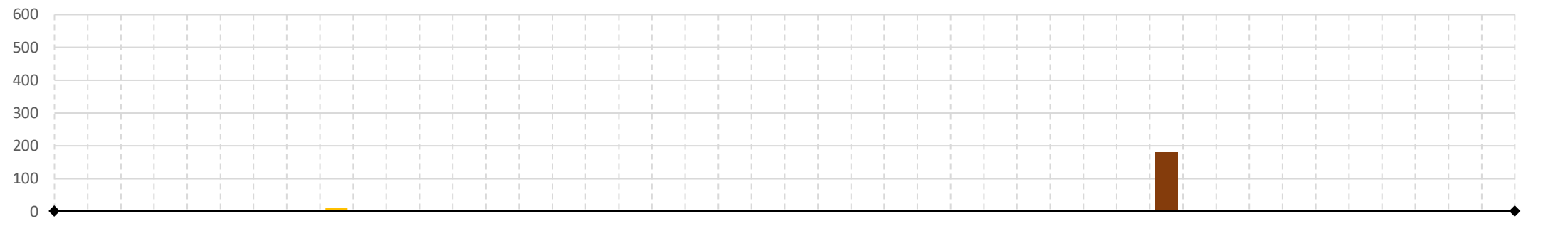


New Units

- Single-Family Units (detached & attached, includes teardown-rebuild units)
- Multi-Family Units



Total DUs



2023 Housing Analysis Data – ES Service Areas (2/3)

	Wayside ES	Westbrook ES	Clopper Mill ES	Watkins Mill ES	Cloverly ES	Sequoyah ES	Candlewood ES	Fairland ES	Greenwood ES	Roscoe R. Nix/Cresthaven ES	Fallsmead ES	McNair ES	Meadow Hall ES	Kemp Mill ES	Stonegate ES	
Units Sold in 2023 (Single Family only)																
SFD	50	60	-	7	58	55	30	36	51	51	40	19	53	53	49	
SFA	10	-	59	52	-	3	27	21	6	5	15	36	2	1	5	
SF Units	60	60	59	59	58	58	57	57	57	56	55	55	55	54	54	
Units Built in 2023																
SF Units	-	3	-	-	-	1	-	2	12	-	-	-	-	-	-	
MF Units	-	-	-	-	-	-	-	-	-	-	-	-	-	-	-	
Total	-	3	-	-	-	1	-	2	12	-	-	-	-	-	-	
Total Housing Units																
SF Units	2,325	2,478	1,824	1,552	2,428	2,032	1,730	2,012	2,555	2,530	1,831	2,557	1,743	2,139	2,457	
MF Units	-	3,765	929	3,355	2	242	375	934	-	1,880	1,277	78	330	563	-	
Total	2,325	6,243	2,753	4,907	2,430	2,274	2,105	2,946	2,555	4,410	3,108	2,635	2,073	2,702	2,457	

	Beall ES	Fields Road ES	Stone Mill ES	Flora M. Singer ES	Sargent Shriver ES	Arcola ES	Darnestown ES	Jones Lane ES	Mill Creek Towne ES	Ride ES	Brown Station ES	Cashell ES	Forest Knolls ES	Damascus ES	Diamond ES	
Units Sold in 2023 (Single Family only)																
SFD	48	17	25	40	49	40	49	43	37	29	16	35	46	42	21	
SFA	4	35	27	10	1	9	-	6	12	19	31	12	1	4	25	
SF Units	52	52	52	50	50	49	49	49	49	48	47	47	47	46	46	
Units Built in 2023																
SF Units	-	-	-	-	-	1	1	2	-	-	-	-	-	-	-	
MF Units	-	-	-	-	-	-	-	-	-	-	-	-	-	-	-	
Total	-	-	-	-	-	1	1	2	-	-	-	-	-	-	-	
Total Housing Units																
SF Units	2,010	2,181	2,125	2,400	1,962	1,848	1,755	1,808	1,886	1,484	1,336	1,462	1,886	1,684	1,708	
MF Units	2,486	1,291	-	682	163	3,129	-	27	-	302	1,365	-	-	233	741	
Total	4,496	3,472	2,125	3,082	2,125	4,977	1,755	1,835	1,886	1,786	2,701	1,462	1,886	1,917	2,449	

	Galway ES	Thurgood Marshall ES	Sligo Creek ES	Somerset ES	William B. Gibbs Jr. ES	Olney ES	Rockwell ES	Strawberry Knoll ES	Twinbrook ES	Highland View ES	Westover ES	Woodfield ES	Clearspring ES	Farmland ES
Units Sold in 2023 (Single Family only)														
SFD	31	39	42	45	38	35	34	14	42	42	38	41	36	36
SFA	15	7	4	-	6	8	9	29	1	-	4	1	5	5
SF Units	46	46	46	45	44	43	43	43	43	42	42	42	41	41
Units Built in 2023														
SF Units	-	-	1	-	-	-	-	-	-	1	-	-	-	-
MF Units	-	-	-	181	-	-	-	-	-	-	-	-	-	-
Total	-	-	1	181	-	-	-	-	-	1	-	-	-	-
Total Housing Units														
SF Units	2,398	1,732	1,592	1,641	2,685	2,570	1,642	1,470	1,919	1,287	1,511	1,306	1,628	1,598
MF Units	958	909	5,780	4,014	876	421	212	-	1,824	887	-	4	184	2,938
Total	3,356	2,641	7,372	5,655	3,561	2,991	1,854	1,470	3,743	2,174	1,511	1,310	1,812	4,536



2023 Housing Analysis – ES Service Areas (3/3)

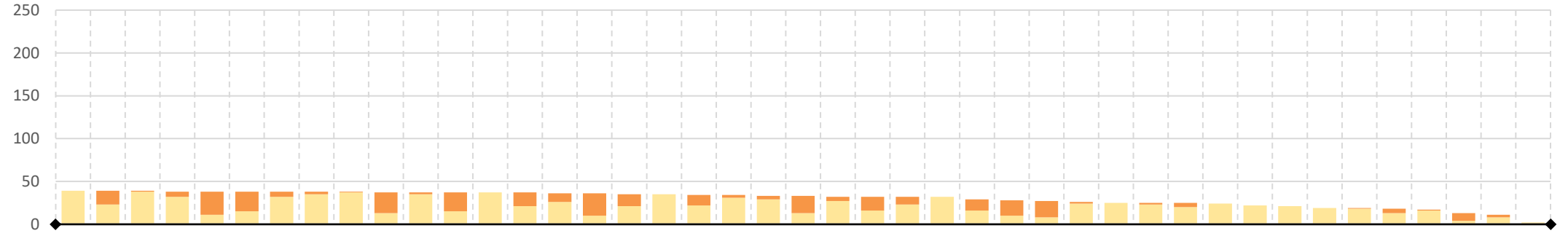
Sold Units*

- Single-Family Detached Units
- Single-Family Attached Units
- * Includes sales of existing units and newly built units.

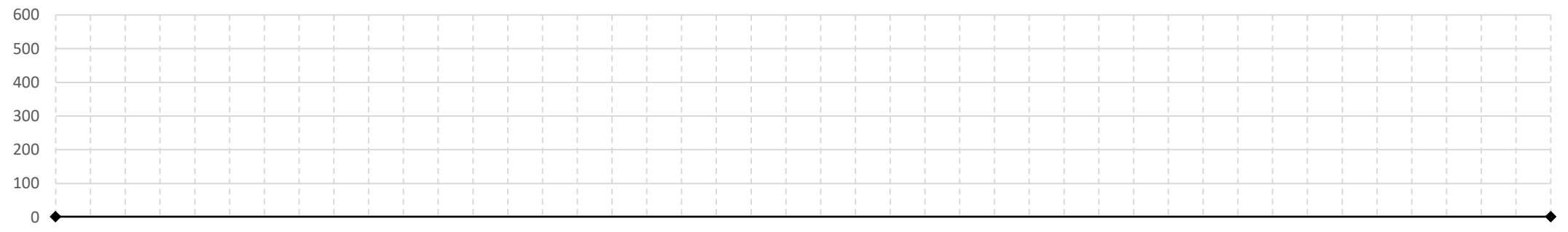


New Units

- Single-Family Units (detached & attached, includes teardown-rebuild units)
- Multi-Family Units



Total DUs



2023 Housing Analysis Data – ES Service Areas (3/3)

	Barnsley ES	Highland ES	Jackson Road ES	Belmont ES	Daly ES	Fox Chapel ES	Harriett Tubman ES	Page ES	Rock Creek Valley ES	Brooke Grove ES	Glen Haven ES	Greencastle ES	Weller Road ES	Wilson Wims ES	College Gardens ES
Units Sold in 2023 (Single Family only)															
SFD	39	23	38	32	11	15	32	35	37	13	35	15	37	21	26
SFA	-	16	1	6	27	23	6	3	1	24	2	22	-	16	10
SF Units	39	39	39	38	38	38	38	38	38	37	37	37	37	37	36
Units Built in 2023															
SF Units	-	-	-	-	-	-	-	-	-	-	-	-	-	-	-
MF Units	-	-	-	-	-	-	-	-	-	-	-	-	-	-	-
Total	-	-	-	-	-	-	-	-	-	-	-	-	-	-	-
Total Housing Units															
SF Units	1,704	1,771	1,682	1,709	1,374	1,517	1,673	1,826	1,620	1,560	1,605	2,015	1,896	1,548	1,542
MF Units	-	-	1,296	-	663	728	887	87	-	288	550	3,037	-	132	1,464
Total	1,704	1,771	2,978	1,709	2,037	2,245	2,560	1,913	1,620	1,848	2,155	5,052	1,896	1,680	3,006

	Flower Hill ES	Burnt Mills ES	Rock Creek Forest ES	Drew ES	New Hampshire Est/Oak View ES	Cannon Road ES	Clarksburg ES	Georgian Forest ES	Lakewood ES	Resnik ES	Wheaton Woods ES	Gaithersburg ES	Germantown ES	Lake Seneca ES	Brookhaven ES
Units Sold in 2023 (Single Family only)															
SFD	10	21	35	22	31	29	13	27	16	23	32	16	10	8	24
SFA	26	14	-	12	3	4	20	5	16	9	-	13	18	19	2
SF Units	36	35	35	34	34	33	33	32	32	32	32	29	28	27	26
Units Built in 2023															
SF Units	-	-	-	-	-	-	-	-	-	-	-	-	-	-	1
MF Units	-	-	-	-	-	-	-	-	-	-	-	-	-	-	-
Total	-	-	-	-	-	-	-	-	-	-	-	-	-	-	1
Total Housing Units															
SF Units	1,428	1,430	755	1,514	1,203	1,461	1,329	1,238	1,723	1,671	1,237	758	1,034	1,274	1,483
MF Units	754	1,757	1,351	-	1,432	374	261	1,575	520	467	636	2,663	548	1,742	147
Total	2,182	3,187	2,106	1,514	2,635	1,835	1,590	2,813	2,243	2,138	1,873	3,421	1,582	3,016	1,630

	Cold Spring ES	Dufief ES	Snowden Farm ES	East Silver Spring ES	Rolling Terrace ES	Monocacy ES	Harmony Hills ES	Maryvale ES	Spark M. Matsunaga ES	Luxmanor ES	Summit Hall ES	Cedar Grove ES	JoAnn Leleck ES
Units Sold in 2023 (Single Family only)													
SFD	25	23	20	24	22	21	19	18	13	16	4	8	2
SFA	-	2	5	-	-	-	-	1	5	1	9	3	-
SF Units	25	25	25	24	22	21	19	19	18	17	13	11	2
Units Built in 2023													
SF Units	-	-	-	-	-	-	-	-	-	-	-	-	-
MF Units	-	-	-	-	-	-	-	-	-	-	-	-	-
Total	-	-	-	-	-	-	-	-	-	-	-	-	-
Total Housing Units													
SF Units	960	1,390	1,213	1,203	806	925	798	1,087	1,805	1,191	693	985	100
MF Units	-	-	468	3,116	1,910	-	1,390	76	570	4,353	456	247	1,051
Total	960	1,390	1,681	4,319	2,716	925	2,188	1,163	2,375	5,544	1,149	1,232	1,151



Individual School Utilization Report

High Schools

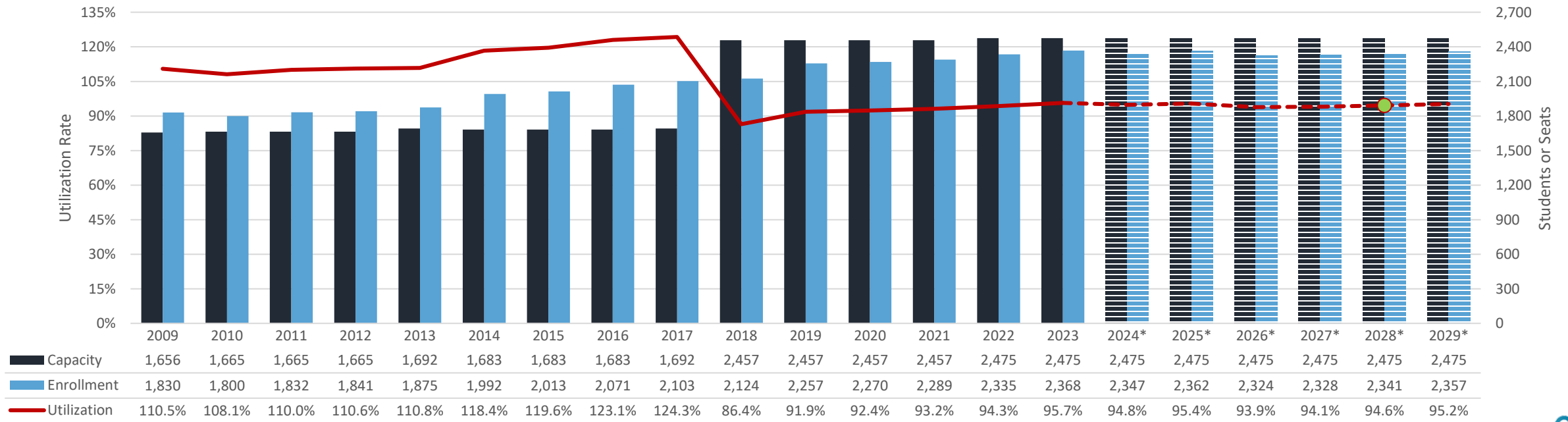
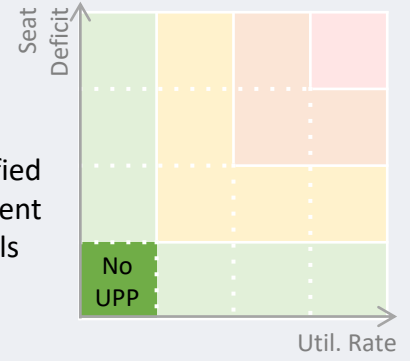
Bethesda-Chevy Chase High School

FY25 Annual School Test

Year Facility Built: 1934
Last Renovation: 2001 (2018 add'n)
Gross Floor Area: 392,833 sq.ft.
Site Size: 16.4 acres
Relocatables in 2023: -

Adjacent Schools
 Albert Einstein HS
 Walter Johnson HS
 Walt Whitman HS

- 4-Yr Projection
 - Utilization : 94.6%
 - Seat Surplus : 134
- Enrollment projection modified to reflect student reassignment in 2027 between high schools included in Woodward HS boundary study scope.



* MCPS projection, modified according to Annual School Test guidelines (if applicable).



Montgomery Blair High School

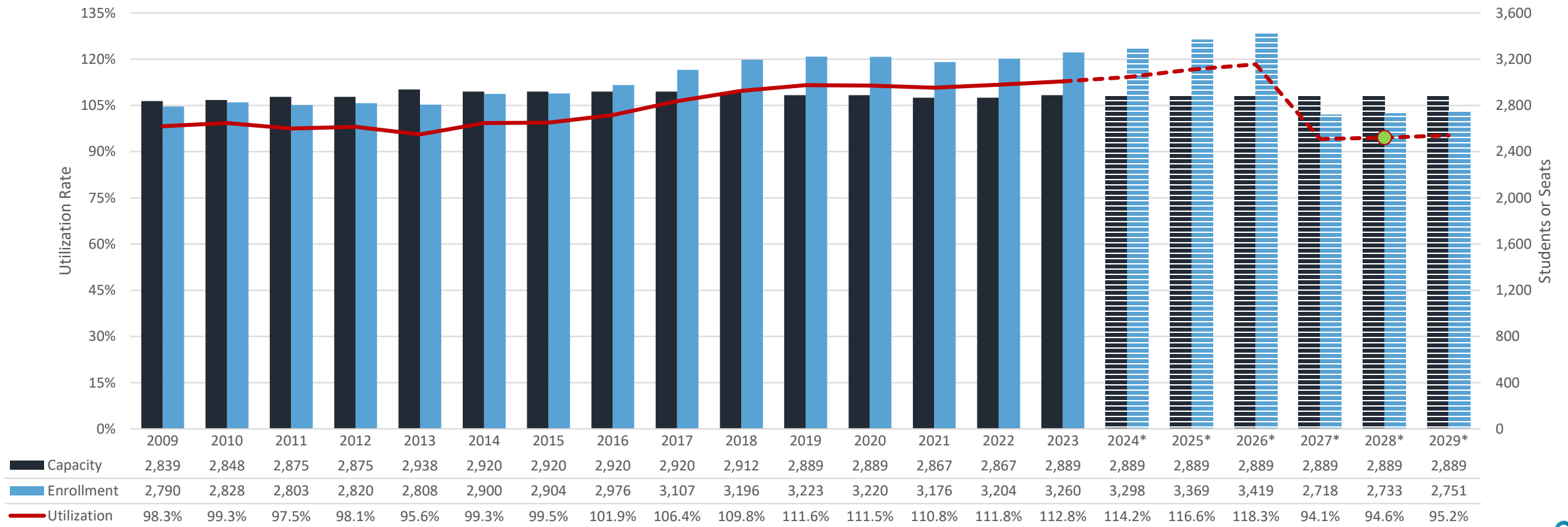
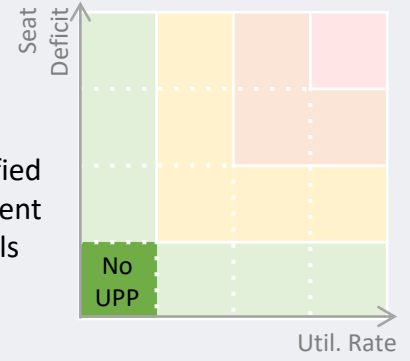
FY25 Annual School Test

Year Facility Built: 1998
Last Renovation: -
Gross Floor Area: 386,567 sq.ft.
Site Size: 29.7 acres
Relocatables in 2023: 19

Adjacent Schools

James H. Blake HS
Albert Einstein HS
Northwood HS
Springbrook HS

- 4-Yr Projection
 - Utilization : 94.6%
 - Seat Surplus : 156
- Enrollment projection modified to reflect student reassignment in 2027 between high schools included in Woodward HS boundary study scope.



* MCPS projection, modified according to Annual School Test guidelines (if applicable).



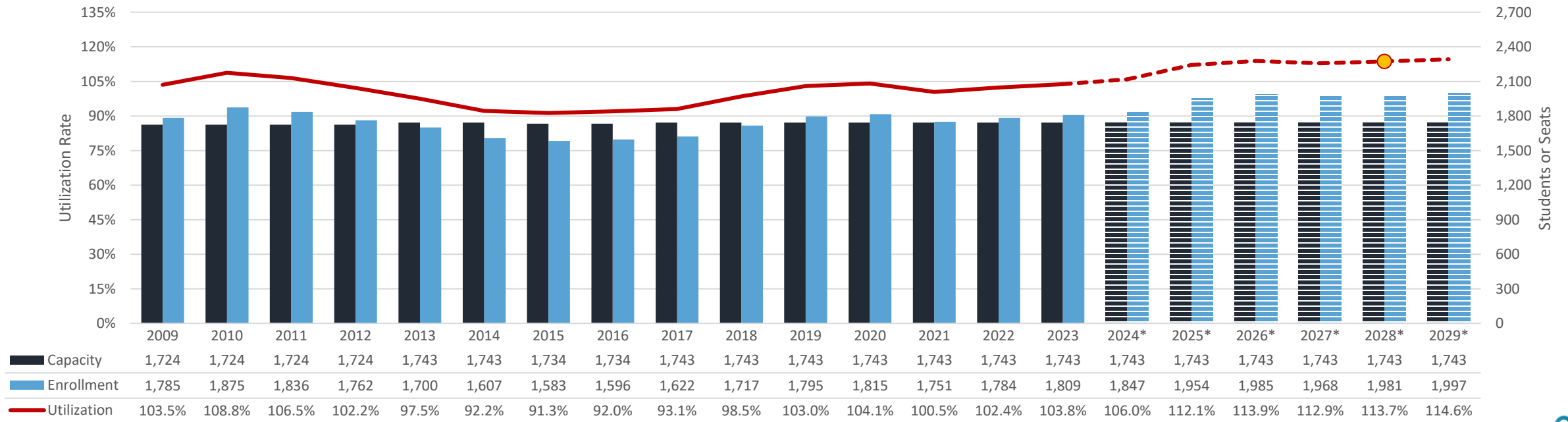
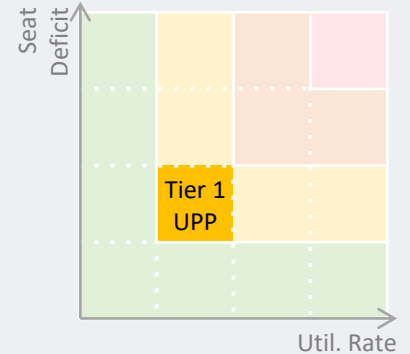
James Hubert Blake High School

FY25 Annual School Test

Year Facility Built:	1998
Last Renovation:	-
Gross Floor Area:	297,125 sq.ft.
Site Size:	91.1 acres
Relocatables in 2023:	1

Adjacent Schools	
Montgomery Blair HS John F. Kennedy HS Col. Zadok Magruder HS Northwood HS	Paint Branch HS Rockville HS Sherwood HS Springbrook HS

- 4-Yr Projection
 - Utilization : 113.7%
 - Seat Deficit : 238



* MCPS projection, modified according to Annual School Test guidelines (if applicable).



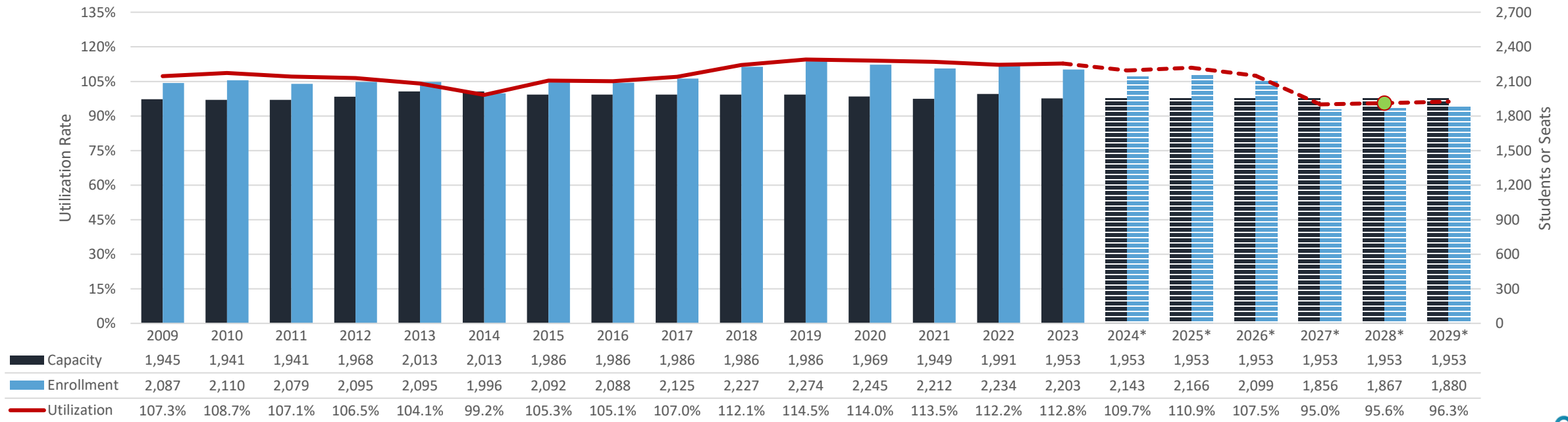
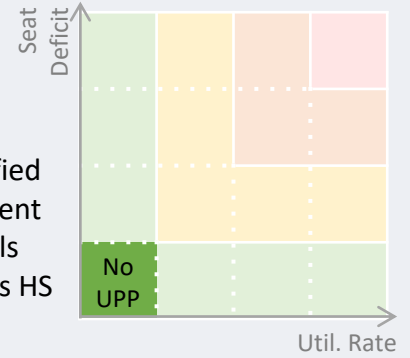
Winston Churchill High School

Year Facility Built: 1964
Last Renovation: 2001
Gross Floor Area: 322,078 sq.ft.
Site Size: 30.3 acres
Relocatables in 2023: 4

Adjacent Schools
 Richard Montgomery HS
 Walter Johnson HS
 Walt Whitman HS
 Thomas S. Wootton HS

FY25 Annual School Test

- 4-Yr Projection
 - Utilization : 95.6%
 - Seat Surplus : 86
- Enrollment projection modified to reflect student reassignment in 2027 between high schools included in Crown/Damascus HS boundary study scope.



* MCPS projection, modified according to Annual School Test guidelines (if applicable).



Clarksburg High School

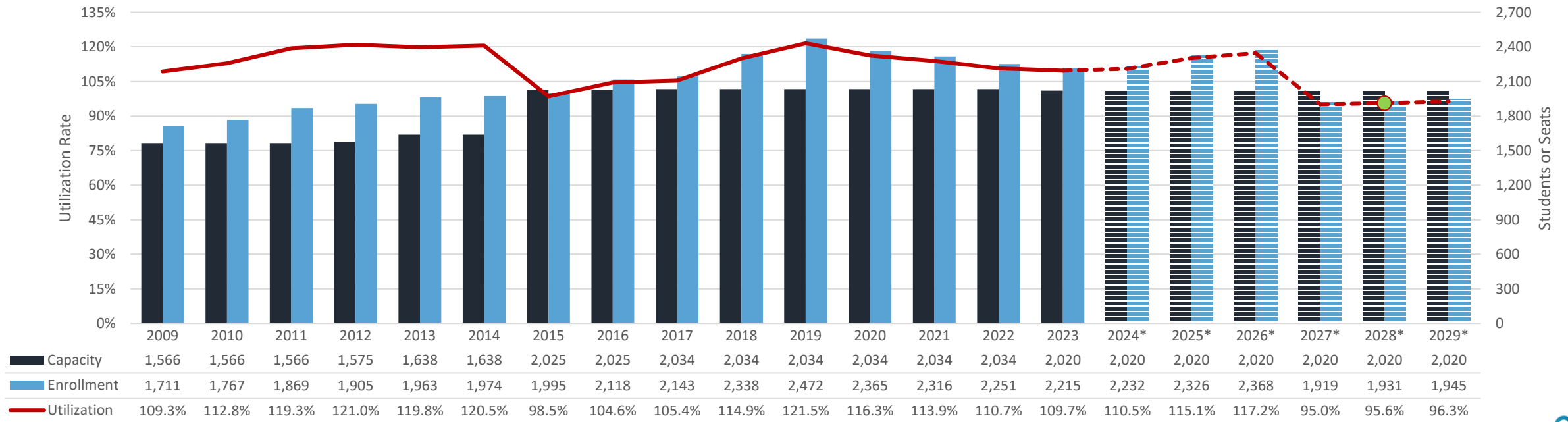
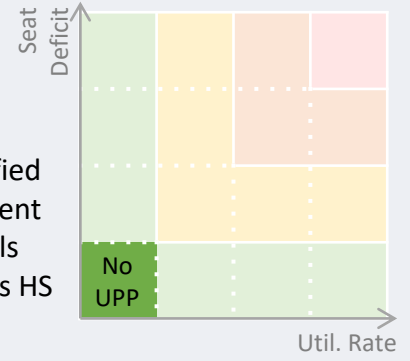
FY25 Annual School Test

Year Facility Built: 1995
Last Renovation: 2006 (2015 add'n)
Gross Floor Area: 344,574 sq.ft.
Site Size: 62.7 acres
Relocatables in 2023: 14

Adjacent Schools

Damascus HS
Poolesville HS
Seneca Valley HS
Watkins Mill HS

- 4-Yr Projection
 - Utilization : 95.6%
 - Seat Surplus : 89
- Enrollment projection modified to reflect student reassignment in 2027 between high schools included in Crown/Damascus HS boundary study scope.



* MCPS projection, modified according to Annual School Test guidelines (if applicable).



Damascus High School

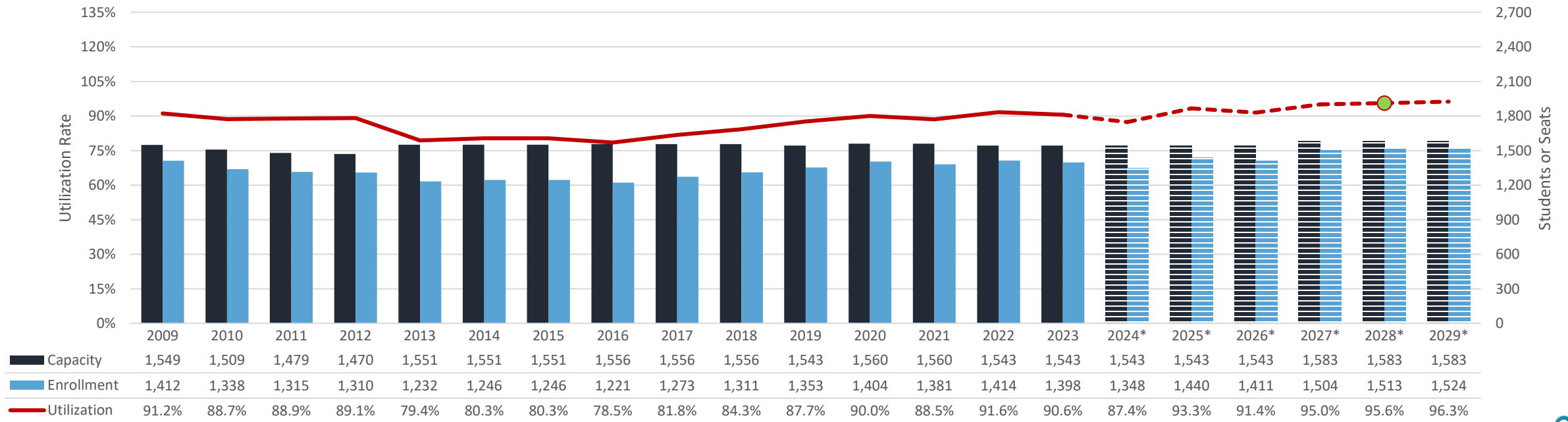
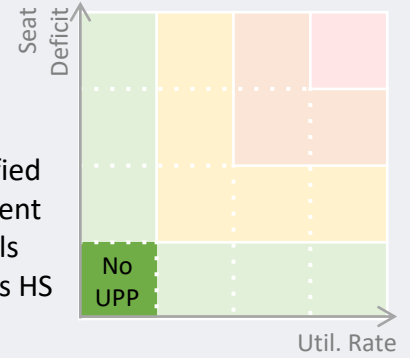
Year Facility Built: 1950
Last Renovation: 1978
Gross Floor Area: 235,986 sq.ft.
Site Size: 32.7 acres
Relocatables in 2023: -

Adjacent Schools

Clarksburg HS
Gaithersburg HS
Seneca Valley HS
Sherwood HS

FY25 Annual School Test

- 4-Yr Projection
 - Utilization : 95.6%
 - Seat Surplus : 70
- Enrollment projection modified to reflect student reassignment in 2027 between high schools included in Crown/Damascus HS boundary study scope.



* MCPS projection, modified according to Annual School Test guidelines (if applicable).



Albert Einstein High School

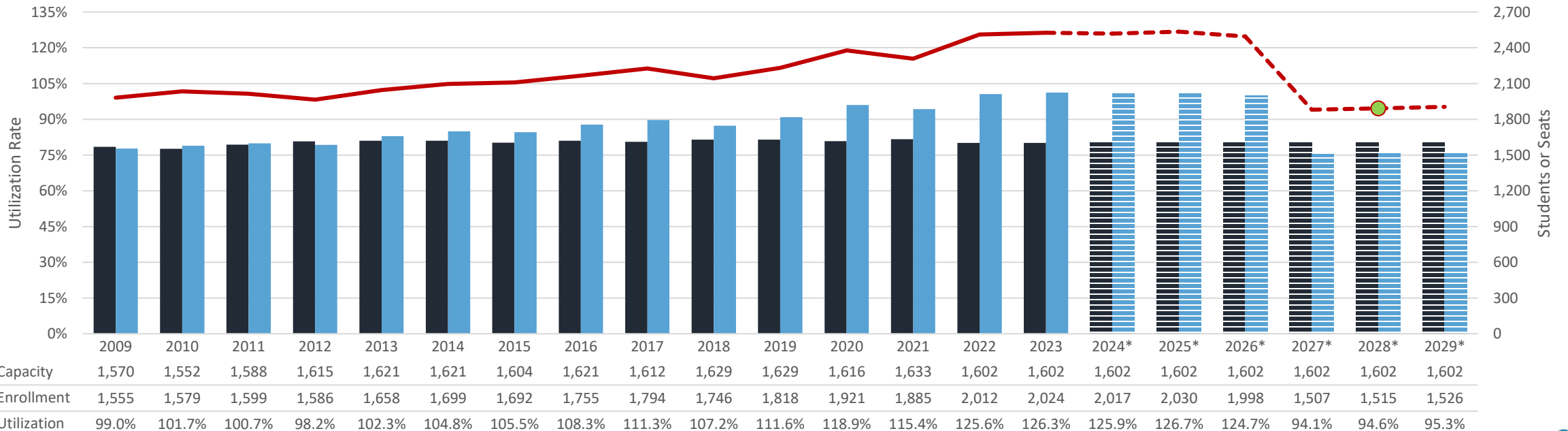
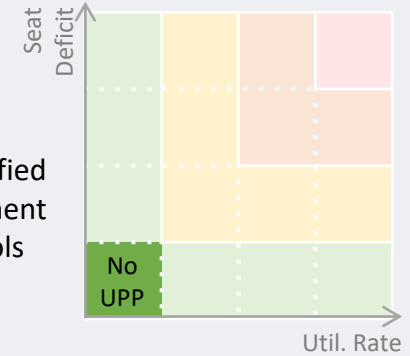
Year Facility Built: 1962
 Last Renovation: 1997 (2007 add'n)
 Gross Floor Area: 276,462 sq.ft.
 Site Size: 26.7 acres
 Relocatables in 2023: 15

Adjacent Schools

Bethesda-Chevy Chase HS
 Montgomery Blair HS
 Northwood HS
 Walter Johnson HS
 Wheaton HS

FY25 Annual School Test

- 4-Yr Projection
 - Utilization : 94.6%
 - Seat Surplus : 87
- Enrollment projection modified to reflect student reassignment in 2027 between high schools included in Woodward HS boundary study scope.



* MCPS projection, modified according to Annual School Test guidelines (if applicable).



Gaithersburg High School

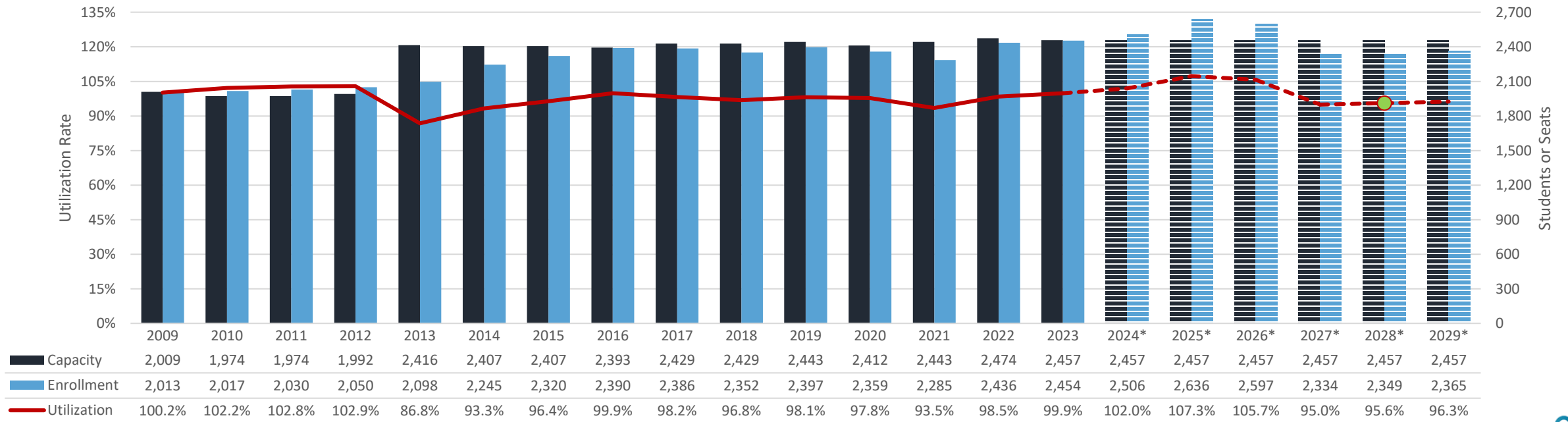
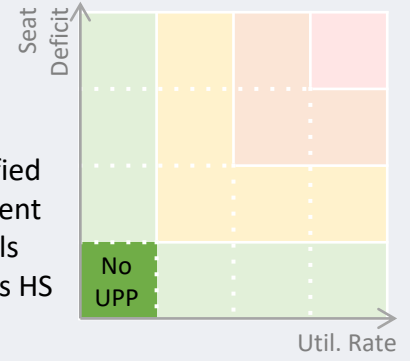
FY25 Annual School Test

Year Facility Built: 1951
Last Renovation: 2013
Gross Floor Area: 427,048 sq.ft.
Site Size: 41 acres
Relocatables in 2023: -

Adjacent Schools

Damascus HS Col. Zadok Magruder HS Quince Orchard HS Richard Montgomery HS	Seneca Valley HS Sherwood HS Watkins Mill HS Thomas S. Wootton HS
---	--

- 4-Yr Projection
 - Utilization : 95.6%
 - Seat Surplus : 108
- Enrollment projection modified to reflect student reassignment in 2027 between high schools included in Crown/Damascus HS boundary study scope.



* MCPS projection, modified according to Annual School Test guidelines (if applicable).



Walter Johnson High School

FY25 Annual School Test

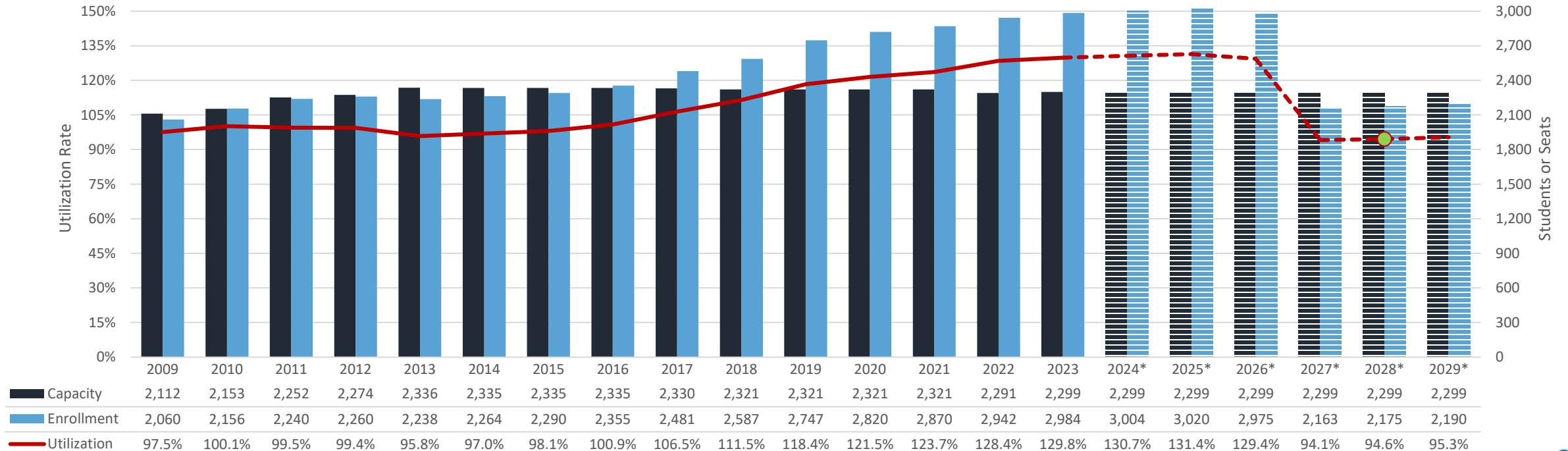
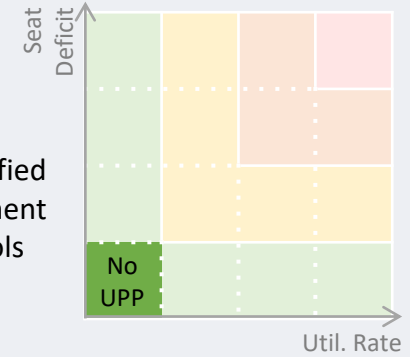
Year Facility Built: 1956
 Last Renovation: 2009
 Gross Floor Area: 365,138 sq.ft.
 Site Size: 30.9 acres
 Relocatables in 2023: 15

Adjacent Schools

Bethesda-Chevy Chase HS
 Winston Churchill HS
 Albert Einstein HS
 Richard Montgomery HS

Rockville HS
 Wheaton HS
 Walt Whitman HS

- 4-Yr Projection
 - Utilization : 94.6%
 - Seat Surplus : 124
- Enrollment projection modified to reflect student reassignment in 2027 between high schools included in Woodward HS boundary study scope.



* MCPS projection, modified according to Annual School Test guidelines (if applicable).



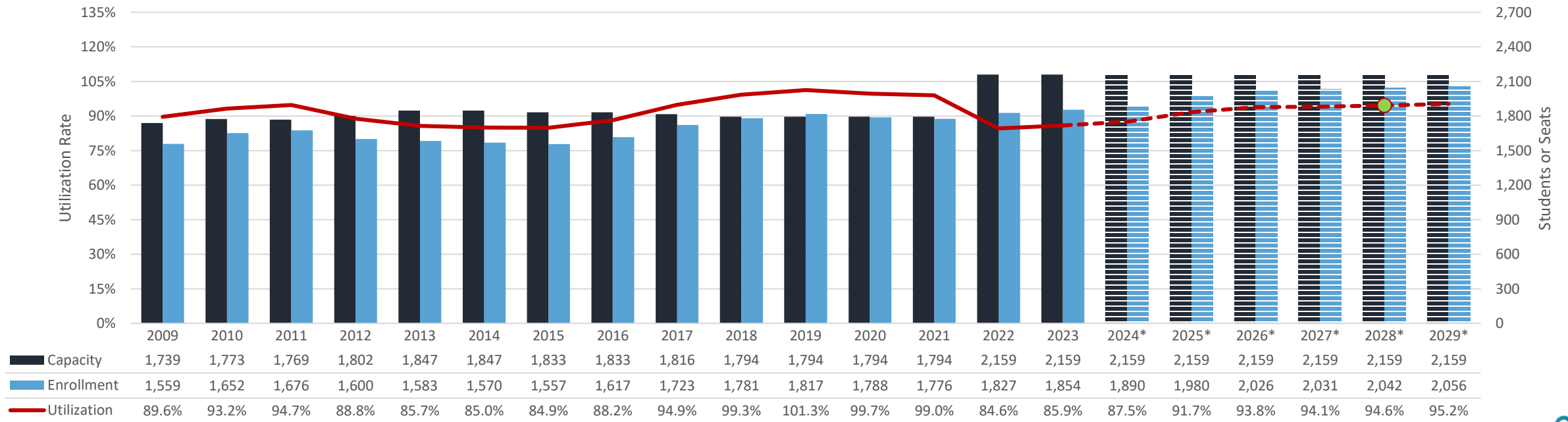
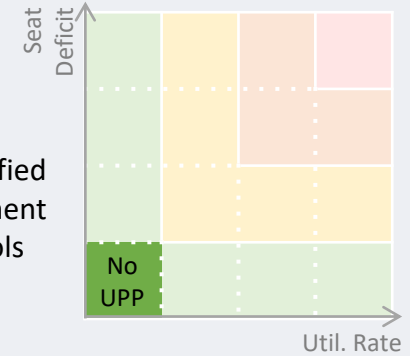
John F. Kennedy High School

Year Facility Built: 1964
Last Renovation: 1999 (2022 add'n)
Gross Floor Area: 332,133 sq.ft.
Site Size: 29.1 acres
Relocatables in 2023: -

Adjacent Schools
 James H. Blake HS
 Northwood HS
 Rockville HS
 Springbrook HS
 Wheaton HS

FY25 Annual School Test

- 4-Yr Projection
 - Utilization : 94.6%
 - Seat Surplus : 117
- Enrollment projection modified to reflect student reassignment in 2027 between high schools included in Woodward HS boundary study scope.



* MCPS projection, modified according to Annual School Test guidelines (if applicable).



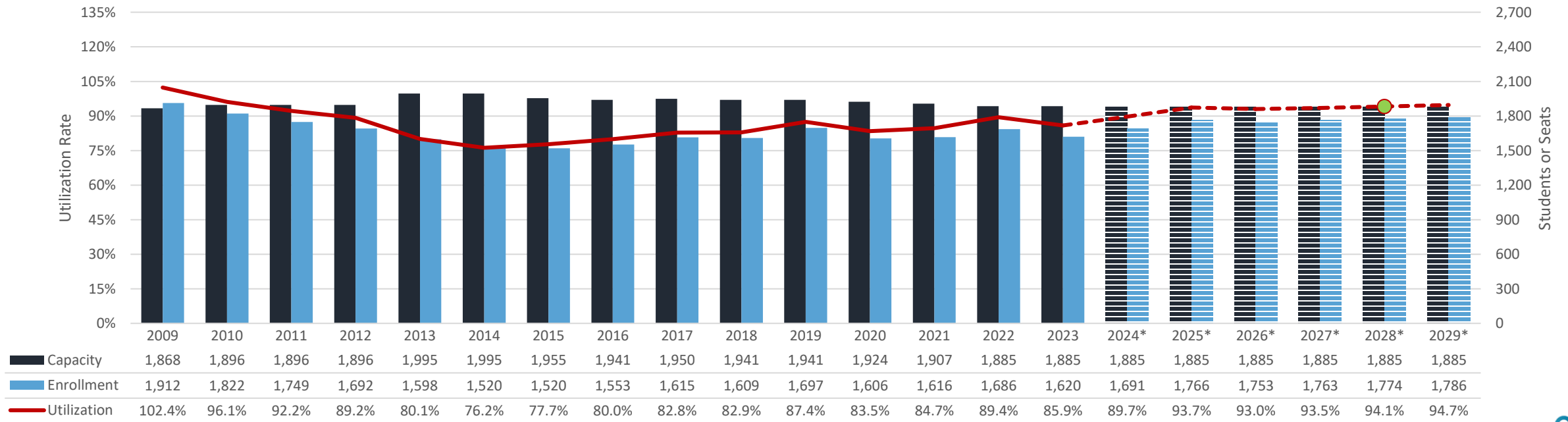
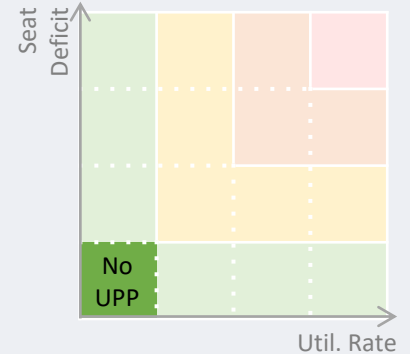
Col. Zadok Magruder High School

FY25 Annual School Test

Year Facility Built: 1970
Last Renovation: -
Gross Floor Area: 295,478 sq.ft.
Site Size: 30 acres
Relocatables in 2023: -

Adjacent Schools
 James H. Blake HS
 Gaithersburg HS
 Richard Montgomery HS
 Rockville HS
 Sherwood HS

- 4-Yr Projection
 - Utilization : 94.1%
 - Seat Surplus : 111



* MCPS projection, modified according to Annual School Test guidelines (if applicable).



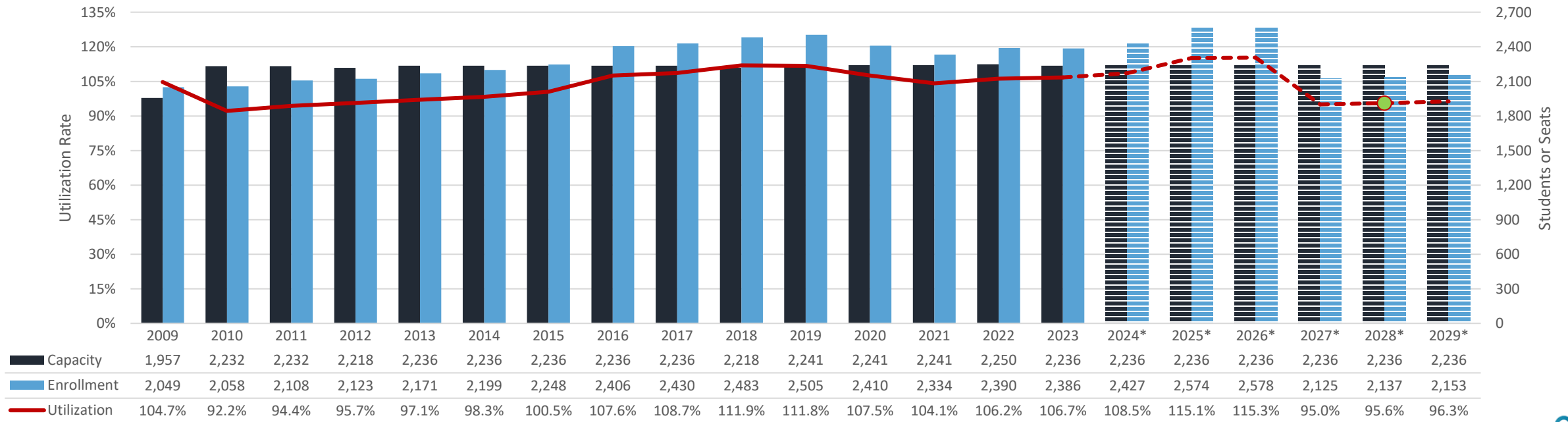
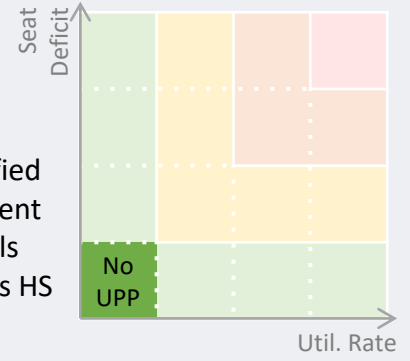
Richard Montgomery High School

FY25 Annual School Test

Year Facility Built:	1942
Last Renovation:	2007
Gross Floor Area:	311,500 sq.ft.
Site Size:	29.1 acres
Relocatables in 2023:	9

Adjacent Schools	
Winston Churchill HS	Rockville HS
Gaithersburg HS	Walter Johnson HS
Col. Zadok Magruder HS	Thomas S. Wootton HS

- 4-Yr Projection
 - Utilization : 95.6%
 - Seat Surplus : 99
- Enrollment projection modified to reflect student reassignment in 2027 between high schools included in Crown/Damascus HS boundary study scope.



* MCPS projection, modified according to Annual School Test guidelines (if applicable).



Northwest High School

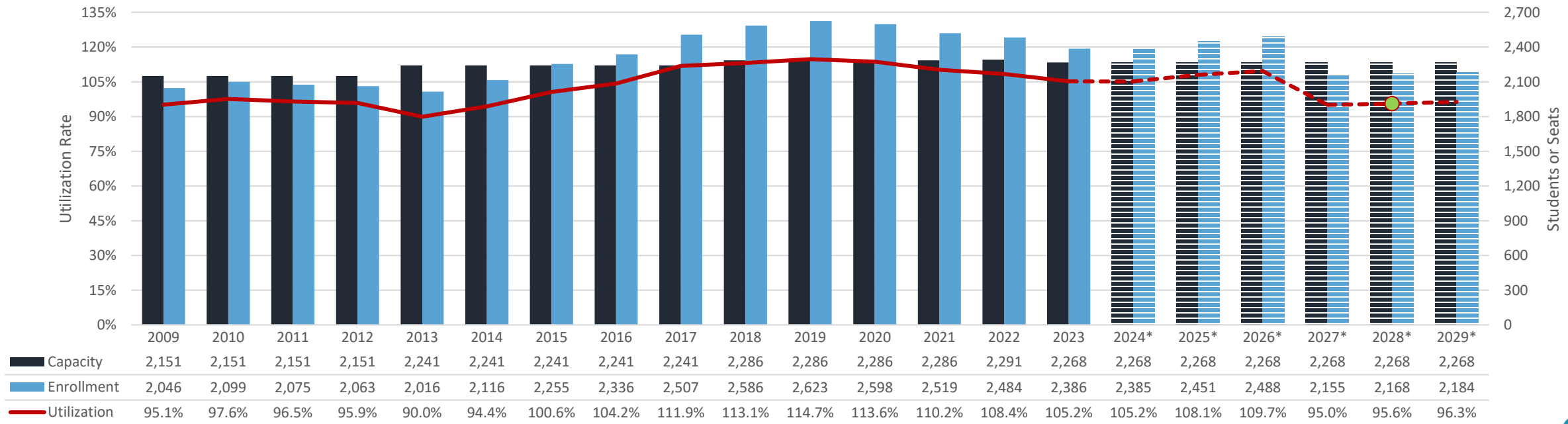
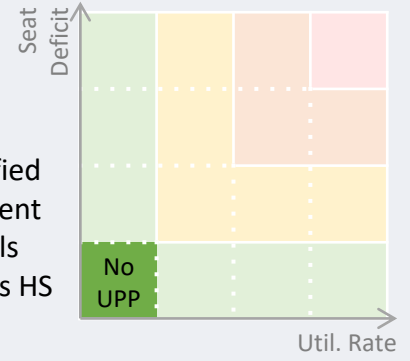
FY25 Annual School Test

Year Facility Built: 1998
Last Renovation: - (2006 add'n)
Gross Floor Area: 342,101 sq.ft.
Site Size: 34.6 acres
Relocatables in 2023: 11

Adjacent Schools

Poolesville HS
 Quince Orchard HS
 Seneca Valley HS
 Thomas S. Wootton HS

- 4-Yr Projection
 - Utilization : 95.6%
 - Seat Surplus : 100
- Enrollment projection modified to reflect student reassignment in 2027 between high schools included in Crown/Damascus HS boundary study scope.



* MCPS projection, modified according to Annual School Test guidelines (if applicable).



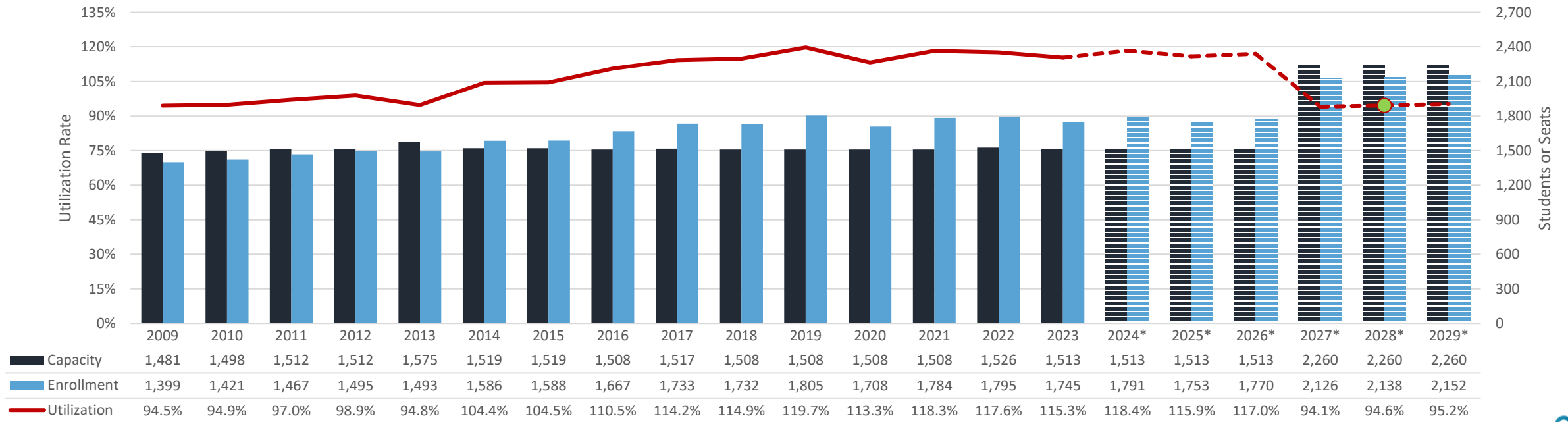
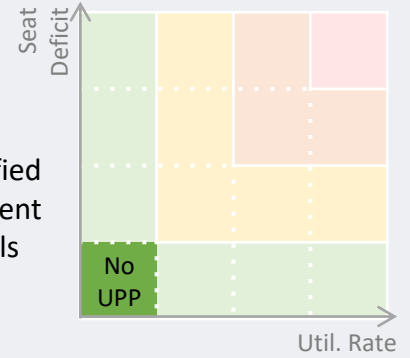
Northwood High School

FY25 Annual School Test

Year Facility Built:	1956
Last Renovation:	2004
Gross Floor Area:	254,054 sq.ft.
Site Size:	29.6 acres
Relocatables in 2023:	14

Adjacent Schools	
Montgomery Blair HS James H. Blake HS Albert Einstein HS	John F. Kennedy HS Springbrook HS Wheaton HS

- 4-Yr Projection
 - Utilization : 94.6%
 - Seat Surplus : 122
- Enrollment projection modified to reflect student reassignment in 2027 between high schools included in Woodward HS boundary study scope.



* MCPS projection, modified according to Annual School Test guidelines (if applicable).



Paint Branch High School

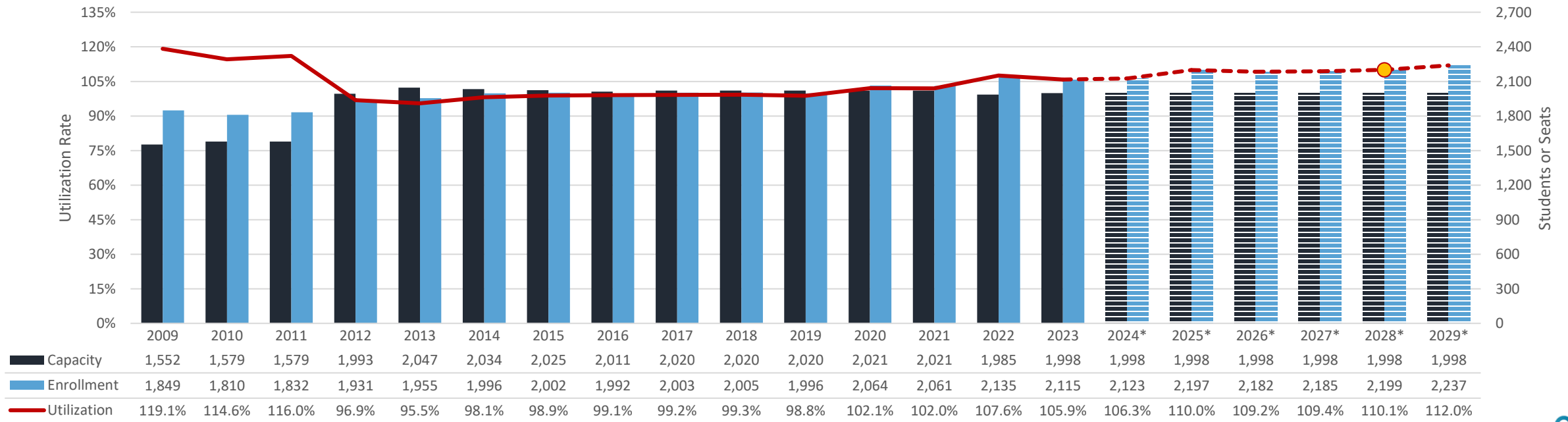
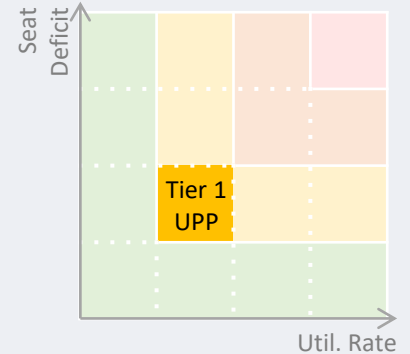
FY25 Annual School Test

Year Facility Built: 1969
Last Renovation: 2012
Gross Floor Area: 347,169 sq.ft.
Site Size: 45.8 acres
Relocatables in 2023: 6

Adjacent Schools

 James H. Blake HS
 Sherwood HS
 Springbrook HS

- 4-Yr Projection
 - Utilization : 110.1%
 - Seat Deficit : 201



* MCPS projection, modified according to Annual School Test guidelines (if applicable).



Pooleville High School

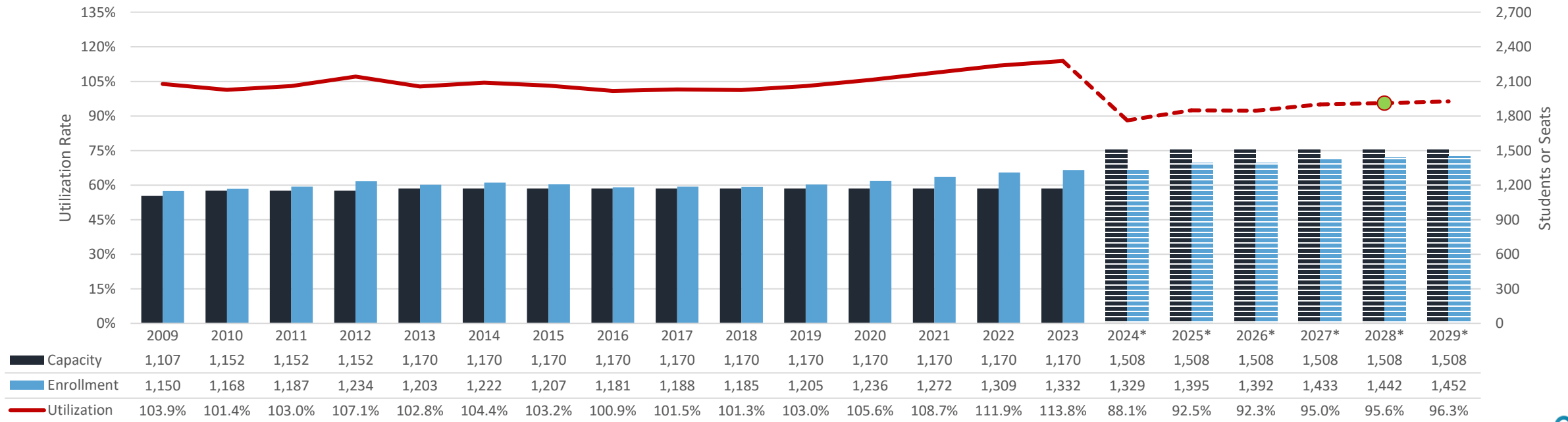
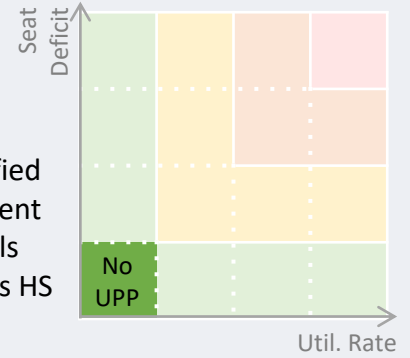
Year Facility Built: 1953
Last Renovation: 1978 (2009 add'n)
Gross Floor Area: 165,056 sq.ft.
Site Size: 37.2 acres
Relocatables in 2023: -

Adjacent Schools

Clarksburg HS
 Northwest HS
 Seneca Valley HS

FY25 Annual School Test

- 4-Yr Projection
 - Utilization : 95.6%
 - Seat Surplus : 67
- Enrollment projection modified to reflect student reassignment in 2027 between high schools included in Crown/Damascus HS boundary study scope.



* MCPS projection, modified according to Annual School Test guidelines (if applicable).



Quince Orchard High School

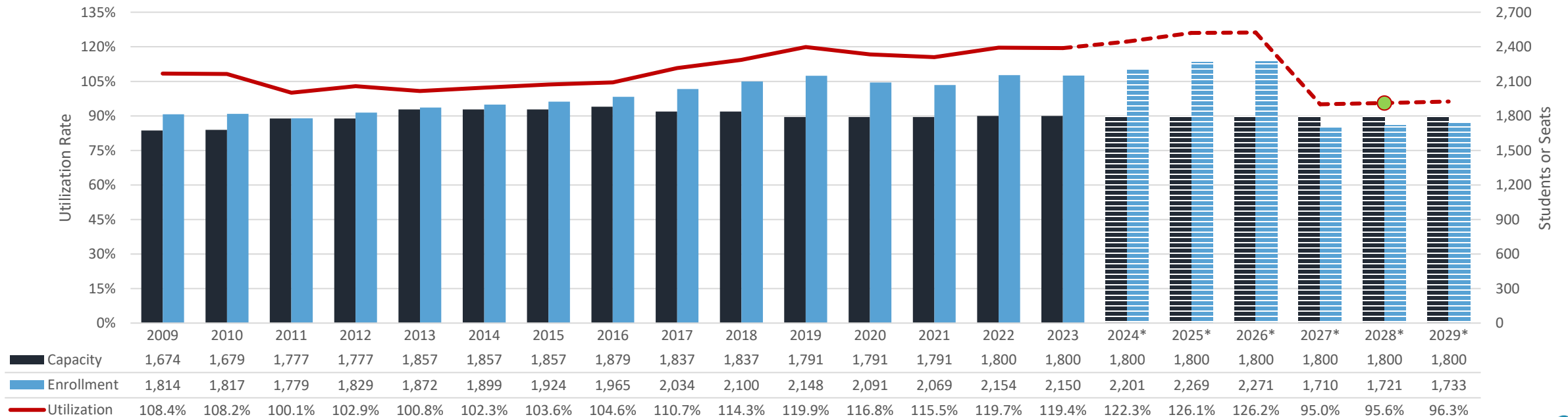
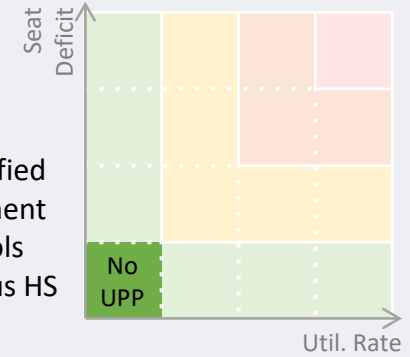
Year Facility Built: 1988
 Last Renovation: -
 Gross Floor Area: 284,912 sq.ft.
 Site Size: 30.1 acres
 Relocatables in 2023: 15

Adjacent Schools

Gaithersburg HS
 Northwest HS
 Seneca Valley HS
 Watkins Mill HS
 Thomas S. Wootton HS

FY25 Annual School Test

- 4-Yr Projection
 - Utilization : 95.6%
 - Seat Surplus : 79
- Enrollment projection modified to reflect student reassignment in 2027 between high schools included in Crown/Damascus HS boundary study scope.



* MCPS projection, modified according to Annual School Test guidelines (if applicable).



Rockville High School

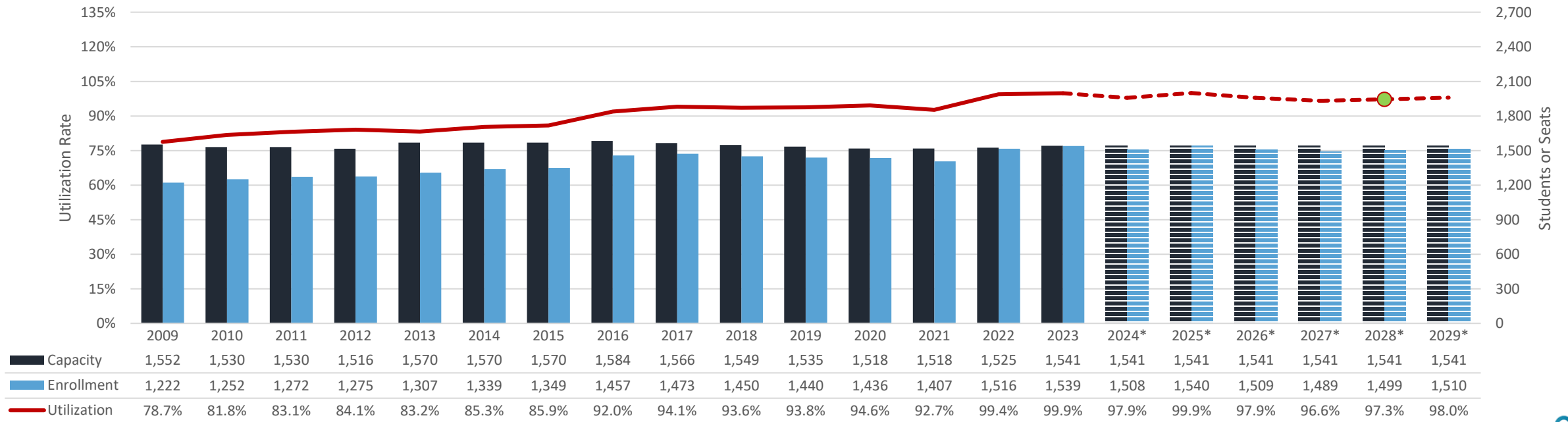
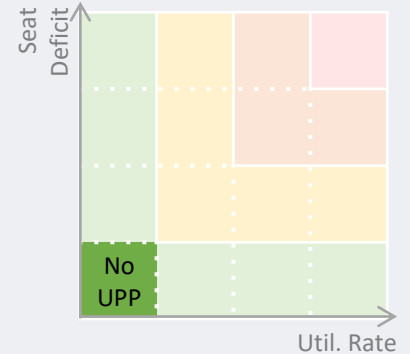
FY25 Annual School Test

Year Facility Built: 1968
Last Renovation: 2004
Gross Floor Area: 317,731 sq.ft.
Site Size: 29.6 acres
Relocatables in 2023: -

Adjacent Schools

James H. Blake HS John F. Kennedy HS Col. Zadok Magruder HS Richard Montgomery HS	Sherwood HS Walter Johnson HS Wheaton HS
--	--

- 4-Yr Projection
 - Utilization : 97.3%
 - Seat Surplus : 42



* MCPS projection, modified according to Annual School Test guidelines (if applicable).



Seneca Valley High School

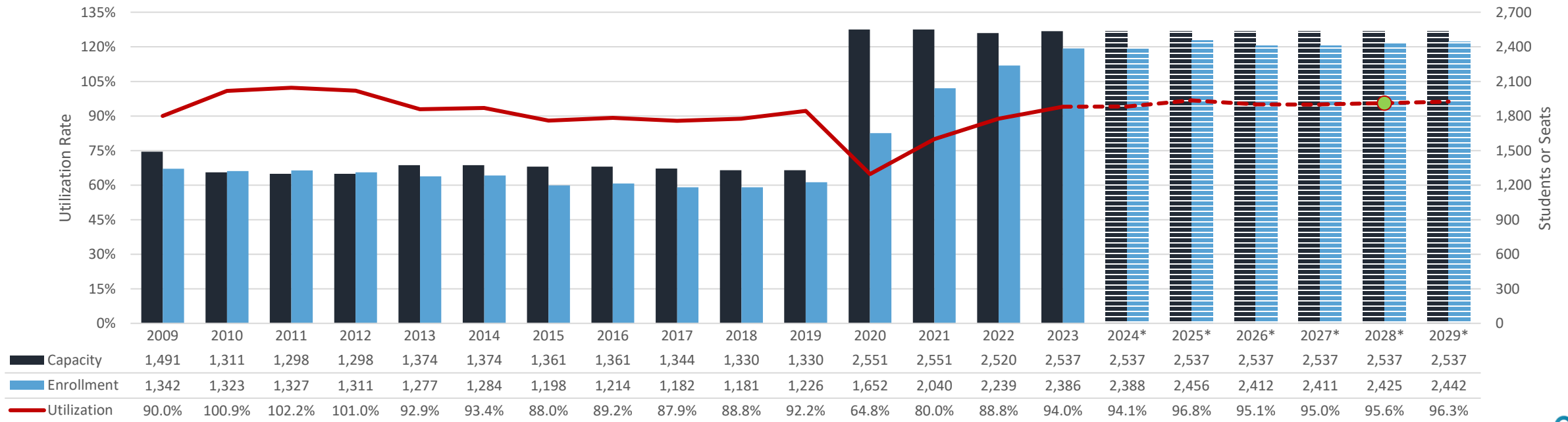
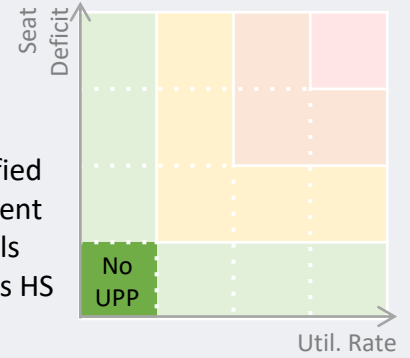
Year Facility Built: 1974
Last Renovation: 2020
Gross Floor Area: 457,600 sq.ft.
Site Size: 29.4 acres
Relocatables in 2023: -

Adjacent Schools

Clarksburg HS Damascus HS Gaithersburg HS Northwest HS	Poolesville HS Quince Orchard HS Watkins Mill HS
---	--

FY25 Annual School Test

- 4-Yr Projection
 - Utilization : 95.6%
 - Seat Surplus : 112
- Enrollment projection modified to reflect student reassignment in 2027 between high schools included in Crown/Damascus HS boundary study scope.



* MCPS projection, modified according to Annual School Test guidelines (if applicable).



Sherwood High School

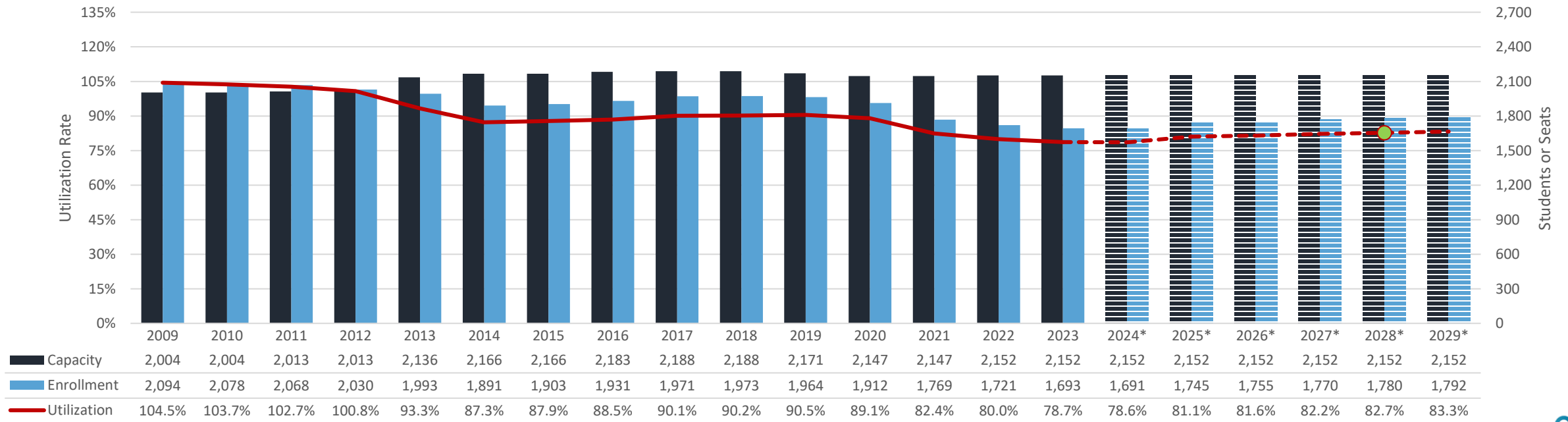
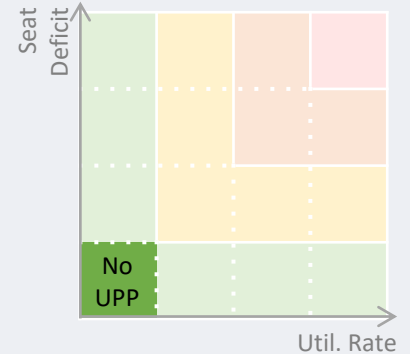
FY25 Annual School Test

Year Facility Built: 1950
Last Renovation: 1991 (2007 add'n)
Gross Floor Area: 333,154 sq.ft.
Site Size: 49.3 acres
Relocatables in 2023: -

Adjacent Schools

James H. Blake HS Damascus HS Gaithersburg HS Col. Zadok Magruder HS	Paint Branch HS Rockville HS Springbrook HS
---	---

- 4-Yr Projection
 - Utilization : 82.7%
 - Seat Surplus : 372



* MCPS projection, modified according to Annual School Test guidelines (if applicable).



Springbrook High School

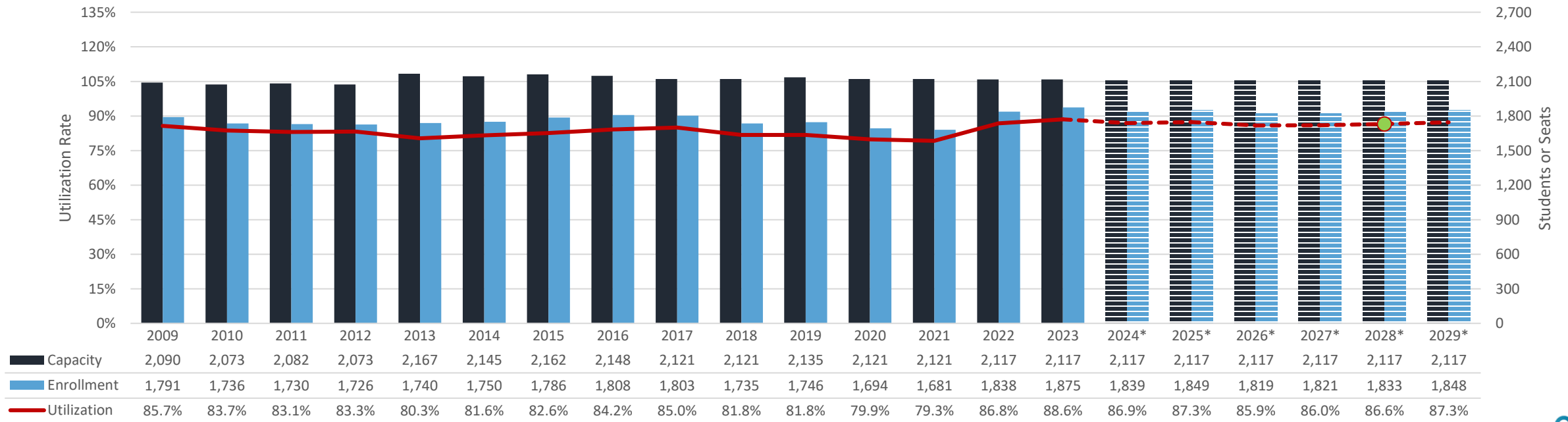
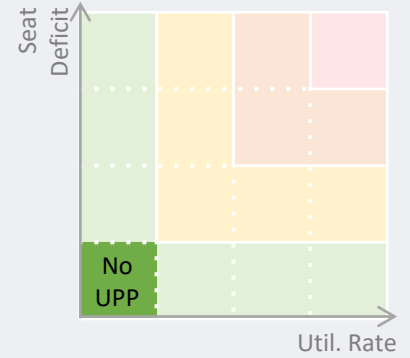
FY25 Annual School Test

Year Facility Built: 1960
Last Renovation: 1994
Gross Floor Area: 305,006 sq.ft.
Site Size: 25.1 acres
Relocatables in 2023: -

Adjacent Schools

Montgomery Blair HS James H. Blake HS John F. Kennedy HS	Northwood HS Paint Branch HS Sherwood HS
--	--

- 4-Yr Projection
 - Utilization : 86.6%
 - Seat Surplus : 284



* MCPS projection, modified according to Annual School Test guidelines (if applicable).



Watkins Mill High School

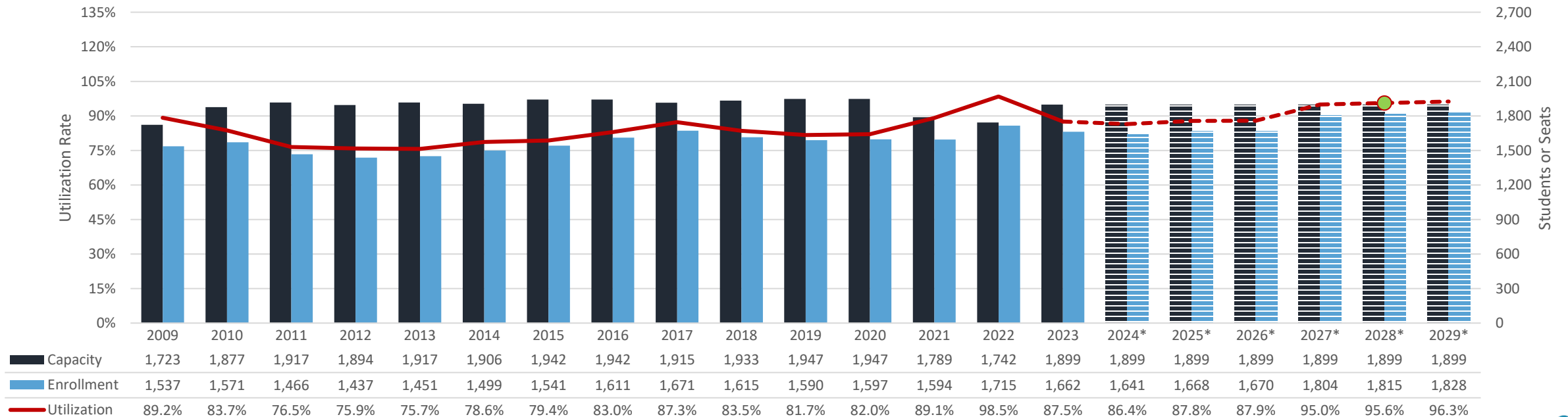
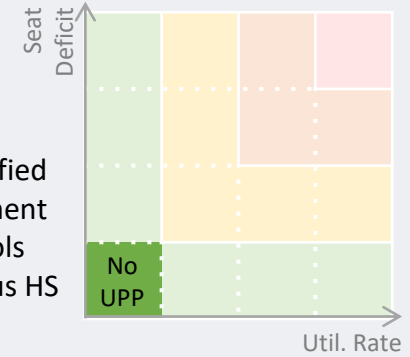
FY25 Annual School Test

Year Facility Built: 1989
 Last Renovation: -
 Gross Floor Area: 305,288 sq.ft.
 Site Size: 51 acres
 Relocatables in 2023: -

Adjacent Schools

Clarksburg HS
 Gaithersburg HS
 Quince Orchard HS
 Seneca Valley HS

- 4-Yr Projection
 - Utilization : 95.6%
 - Seat Surplus : 84
- Enrollment projection modified to reflect student reassignment in 2027 between high schools included in Crown/Damascus HS boundary study scope.



* MCPS projection, modified according to Annual School Test guidelines (if applicable).



Wheaton High School

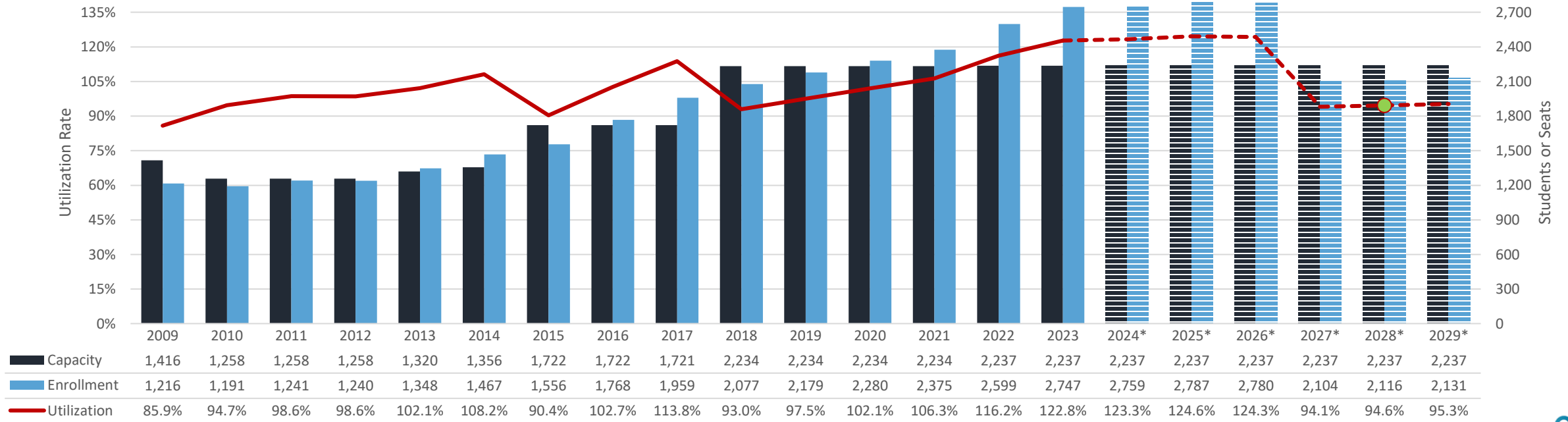
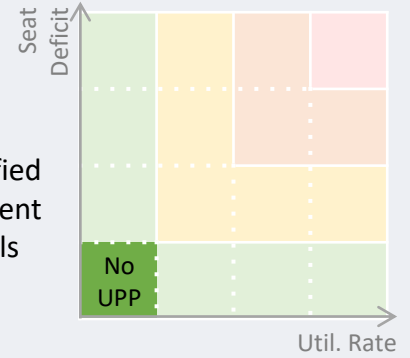
Year Facility Built: 1954
Last Renovation: 2016 (2018 add'n)
Gross Floor Area: 373,825 sq.ft.
Site Size: 28.2 acres
Relocatables in 2023: -

Adjacent Schools

Albert Einstein HS
 John F. Kennedy HS
 Northwood HS
 Rockville HS
 Walter Johnson HS

FY25 Annual School Test

- 4-Yr Projection
 - Utilization : 94.6%
 - Seat Surplus : 121
- Enrollment projection modified to reflect student reassignment in 2027 between high schools included in Woodward HS boundary study scope.



* MCPS projection, modified according to Annual School Test guidelines (if applicable).



Walt Whitman High School

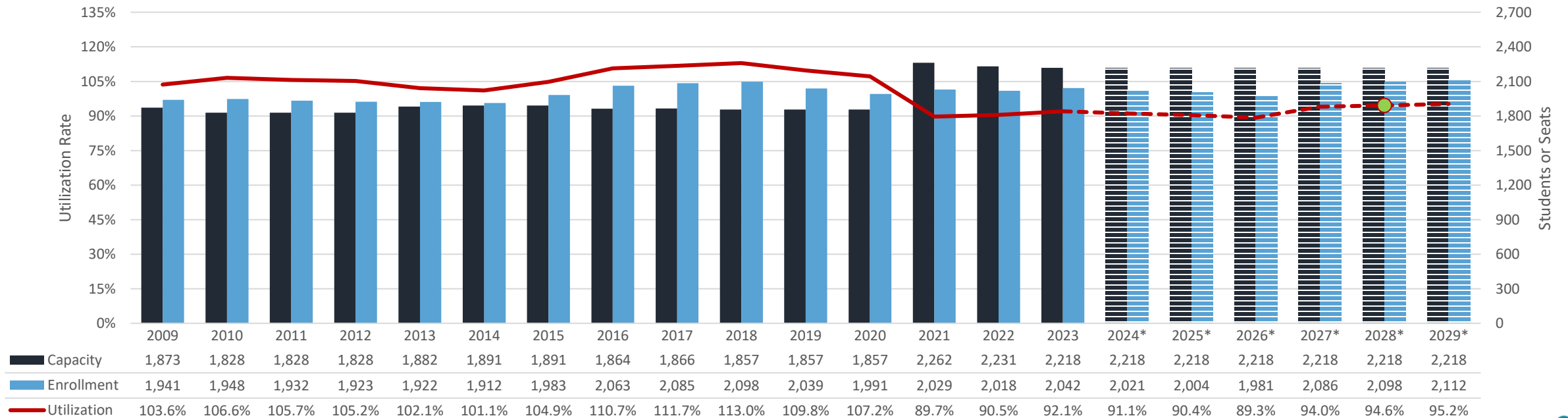
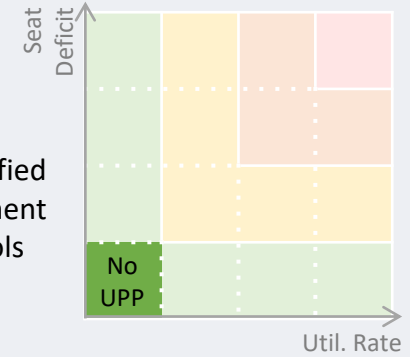
FY25 Annual School Test

Year Facility Built: 1962
 Last Renovation: 1992 (2021 add'n)
 Gross Floor Area: 312,270 sq.ft.
 Site Size: 30.7 acres
 Relocatables in 2023: -

Adjacent Schools

Bethesda-Chevy Chase HS
 Winston Churchill HS
 Walter Johnson HS

- 4-Yr Projection
 - Utilization : 94.6%
 - Seat Surplus : 120
- Enrollment projection modified to reflect student reassignment in 2027 between high schools included in Woodward HS boundary study scope.



* MCPS projection, modified according to Annual School Test guidelines (if applicable).



Thomas S. Wootton High School

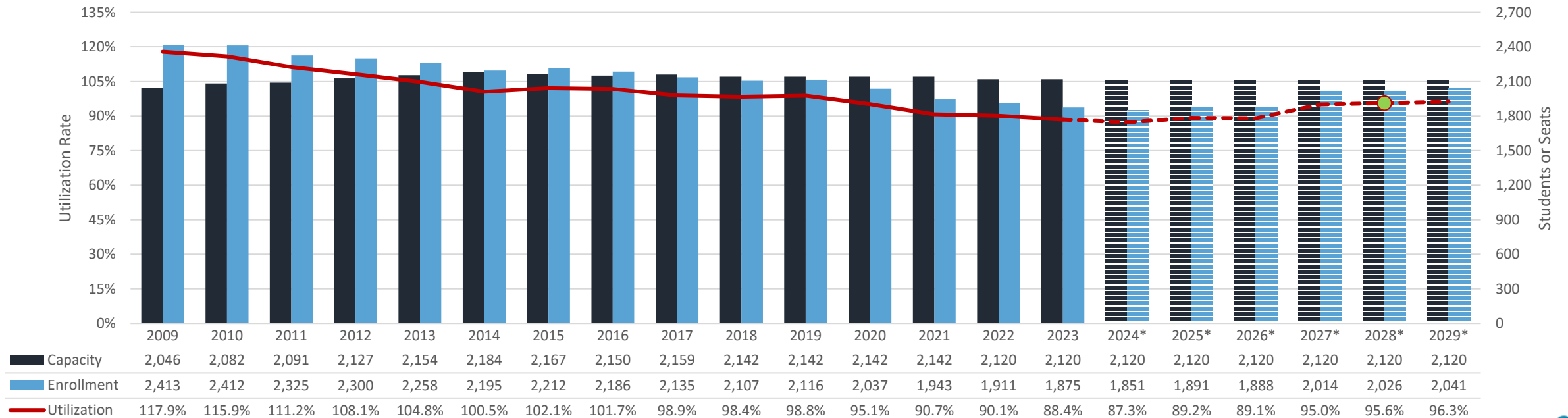
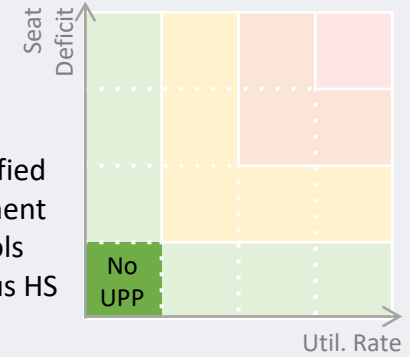
FY25 Annual School Test

Year Facility Built: 1970
 Last Renovation: -
 Gross Floor Area: 295,620 sq.ft.
 Site Size: 27.4 acres
 Relocatables in 2023: -

Adjacent Schools

Winston Churchill HS
 Gaithersburg HS
 Northwest HS
 Quince Orchard HS
 Richard Montgomery HS

- 4-Yr Projection
 - Utilization : 95.6%
 - Seat Surplus : 93
- Enrollment projection modified to reflect student reassignment in 2027 between high schools included in Crown/Damascus HS boundary study scope.



* MCPS projection, modified according to Annual School Test guidelines (if applicable).



Individual School Utilization Report

Middle Schools

Argyle Middle School

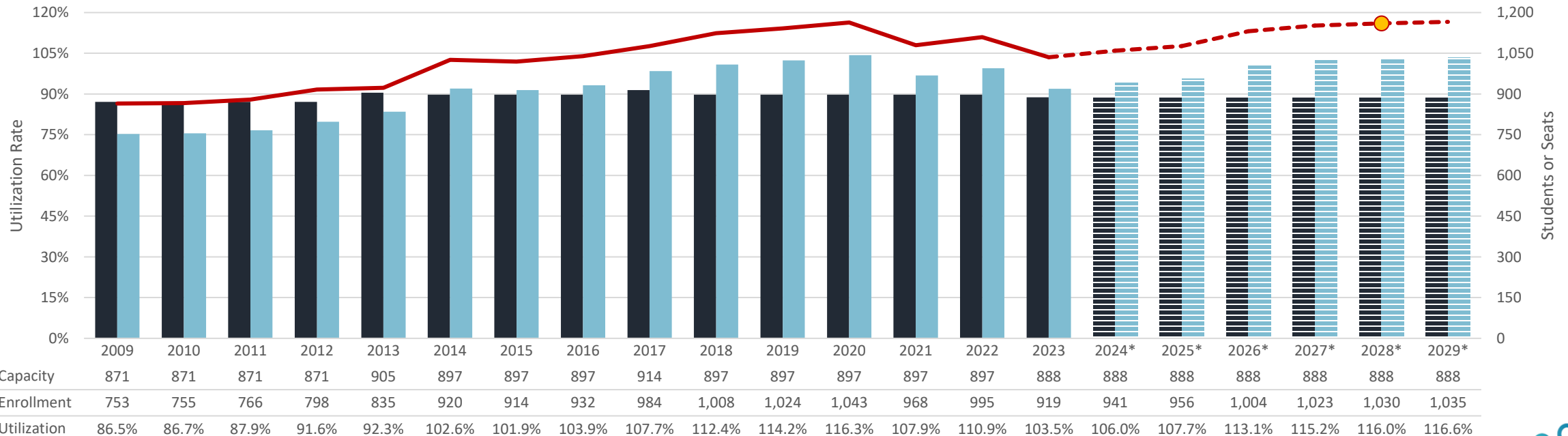
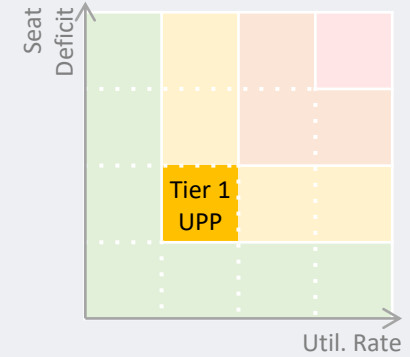
FY25 Annual School Test

Year Facility Built: 1971
 Last Renovation: 1993
 Gross Floor Area: 120,205 sq.ft.
 Site Size: 19.9 acres
 Relocatables in 2023: 3

Adjacent Schools

William H. Farquhar MS Parkland MS
 Odessa Shannon MS White Oak MS
 A. Mario Loiederman MS Earle B. Wood MS

- 4-Yr Projection
 - Utilization : 116.0%
 - Seat Deficit : 142



* MCPS projection, modified according to Annual School Test guidelines (if applicable).



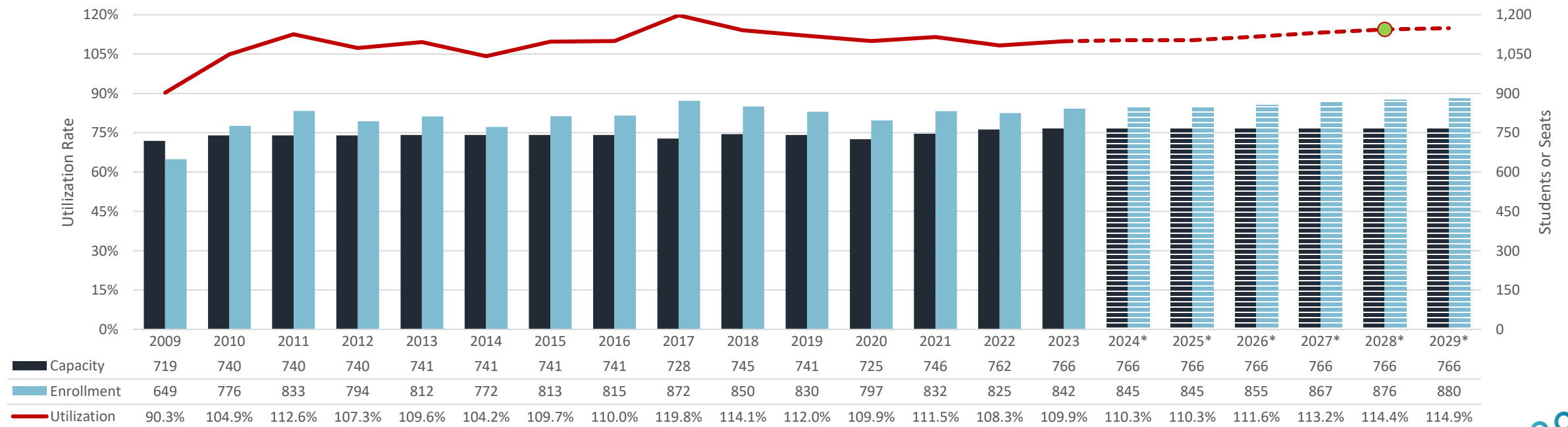
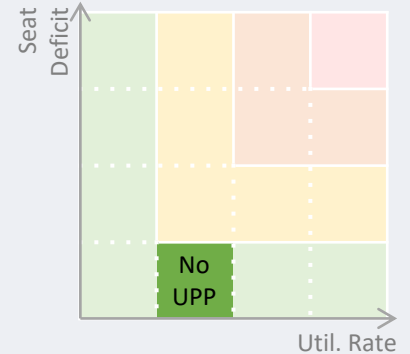
John T. Baker Middle School

FY25 Annual School Test

Year Facility Built:	1971
Last Renovation:	-
Gross Floor Area:	120,532 sq.ft.
Site Size:	21.7 acres
Relocatables in 2023:	2

Adjacent Schools
Gaithersburg MS Rocky Hill MS Rosa Parks MS Hallie Wells MS

- 4-Yr Projection
 - Utilization : 114.4%
 - Seat Deficit : 110



* MCPS projection, modified according to Annual School Test guidelines (if applicable).



Benjamin Banneker Middle School

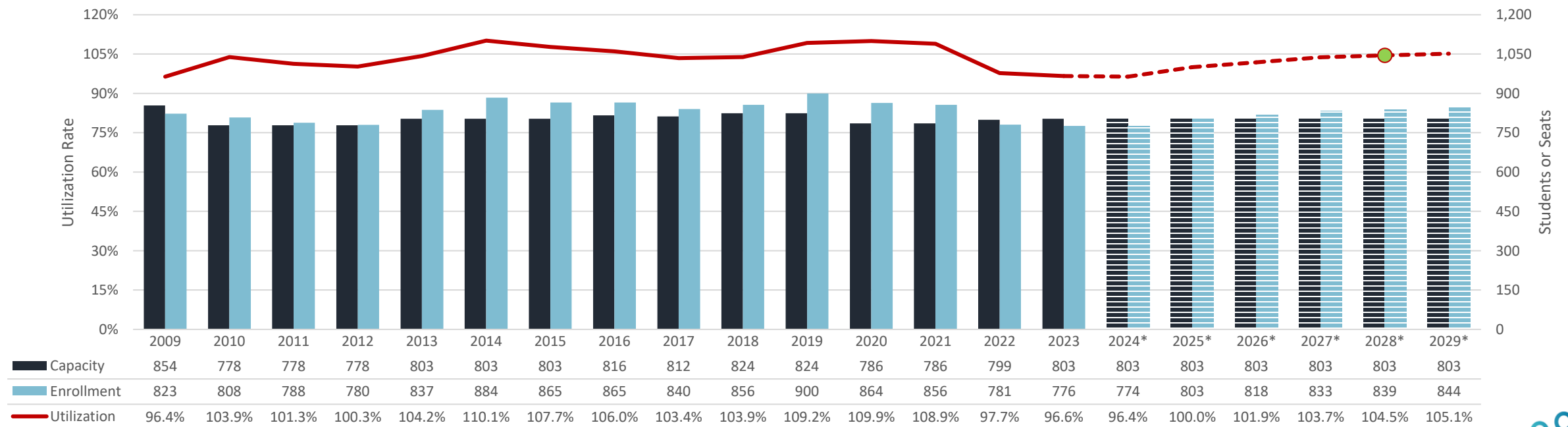
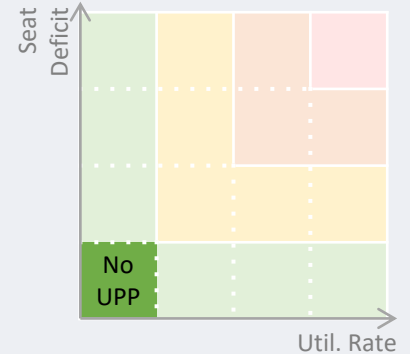
FY25 Annual School Test

Year Facility Built: 1974
 Last Renovation: -
 Gross Floor Area: 117,035 sq.ft.
 Site Size: 20 acres
 Relocatables in 2023: 2

Adjacent Schools

 Briggs Chaney MS
 Francis Scott Key MS

- 4-Yr Projection
 - Utilization : 104.5%
 - Seat Deficit : 36



* MCPS projection, modified according to Annual School Test guidelines (if applicable).



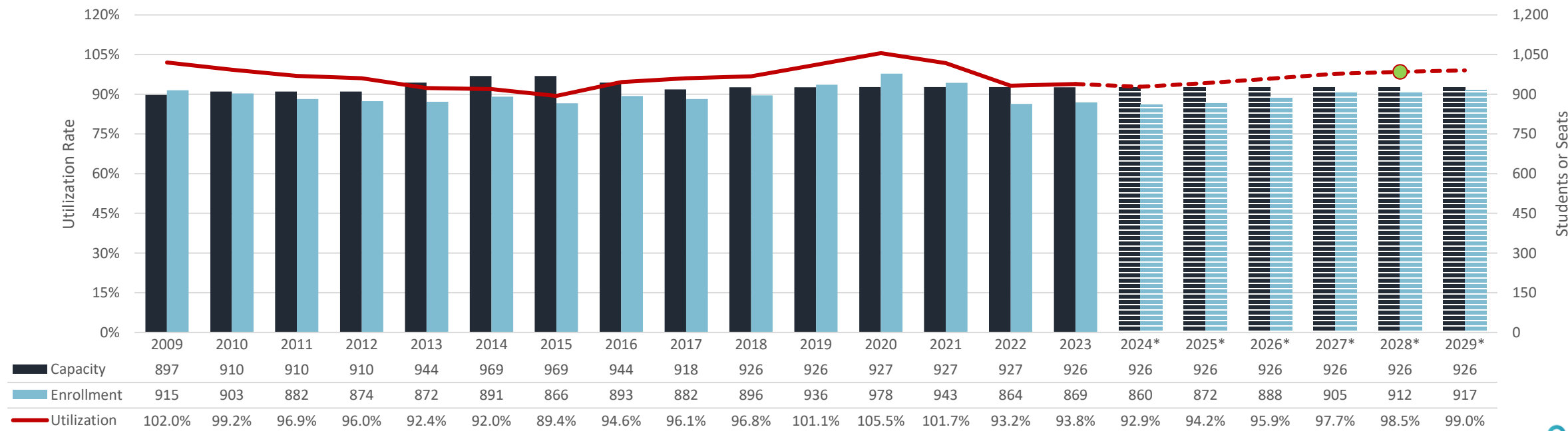
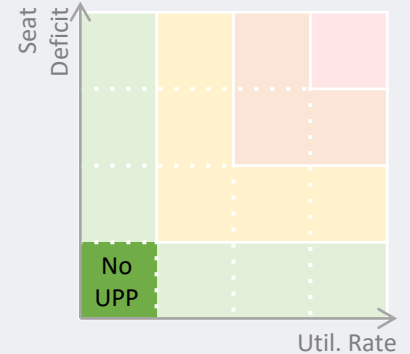
Briggs Chaney Middle School

FY25 Annual School Test

Year Facility Built: 1991
Last Renovation: -
Gross Floor Area: 115,000 sq.ft.
Site Size: 29.4 acres
Relocatables in 2023: -

Adjacent Schools
 Benjamin Banneker MS
 William H. Farquhar MS
 Francis Scott Key MS
 White Oak MS

- 4-Yr Projection
 - Utilization : 98.5%
 - Seat Surplus : 14



* MCPS projection, modified according to Annual School Test guidelines (if applicable).



Cabin John Middle School

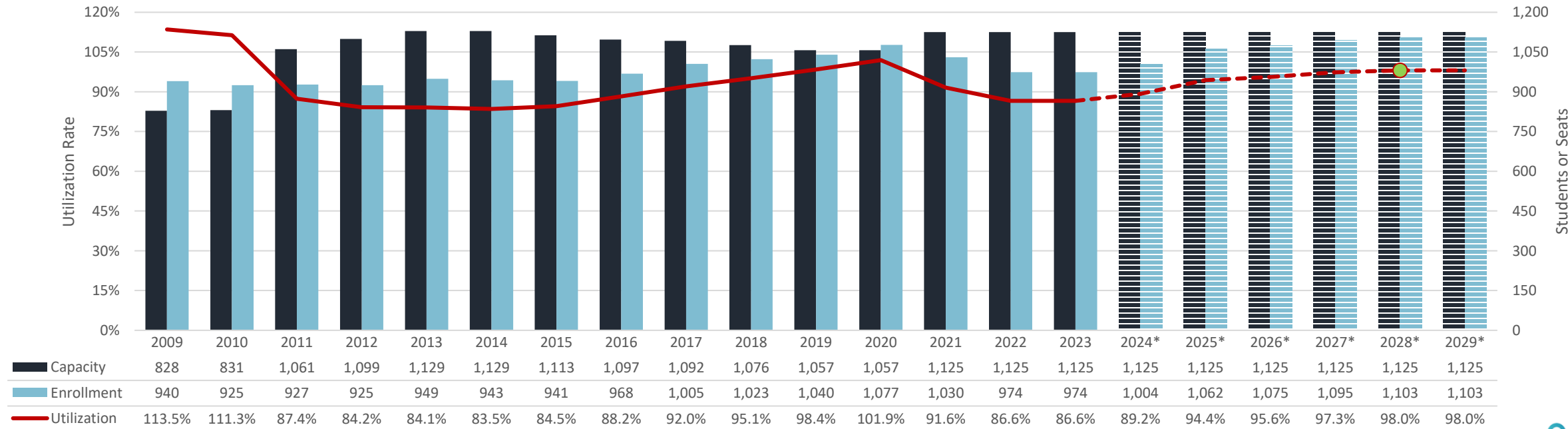
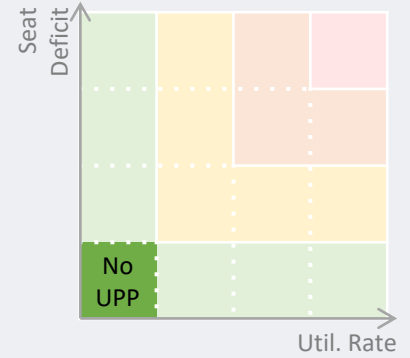
FY25 Annual School Test

Year Facility Built: 1967
Last Renovation: 2011
Gross Floor Area: 159,514 sq.ft.
Site Size: 18.2 acres
Relocatables in 2023: -

Adjacent Schools

Forest Oak MS Robert Frost MS Herbert Hoover MS North Bethesda MS	Thomas W. Pyle MS Ridgeview MS Julius West MS
--	---

- 4-Yr Projection
 - Utilization : 98.0%
 - Seat Surplus : 22



* MCPS projection, modified according to Annual School Test guidelines (if applicable).



Roberto Clemente Middle School

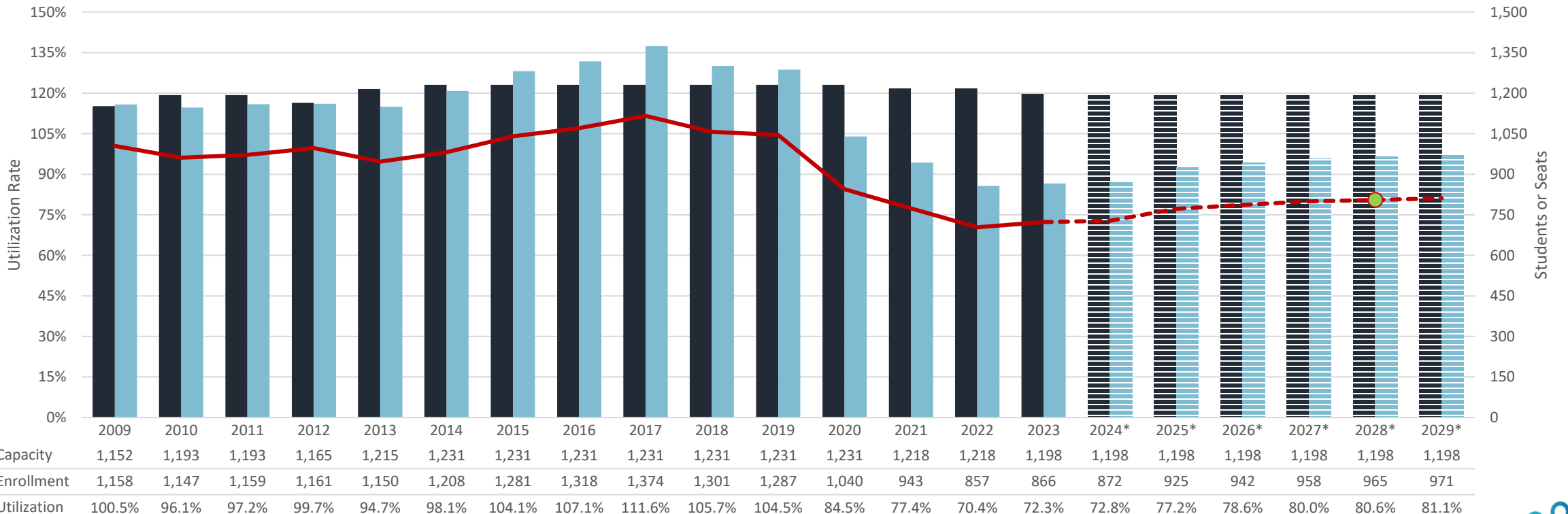
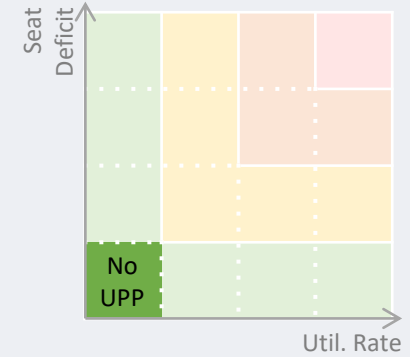
FY25 Annual School Test

Year Facility Built: 1992
 Last Renovation: -
 Gross Floor Area: 148,246 sq.ft.
 Site Size: 19.9 acres
 Relocatables in 2023: -

Adjacent Schools

Martin Luther King, Jr. MS
 Kingsview MS
 Lakelands Park MS
 Montgomery Village MS
 Rocky Hill MS

- 4-Yr Projection
 - Utilization : 80.6%
 - Seat Surplus : 233



* MCPS projection, modified according to Annual School Test guidelines (if applicable).



Eastern Middle School

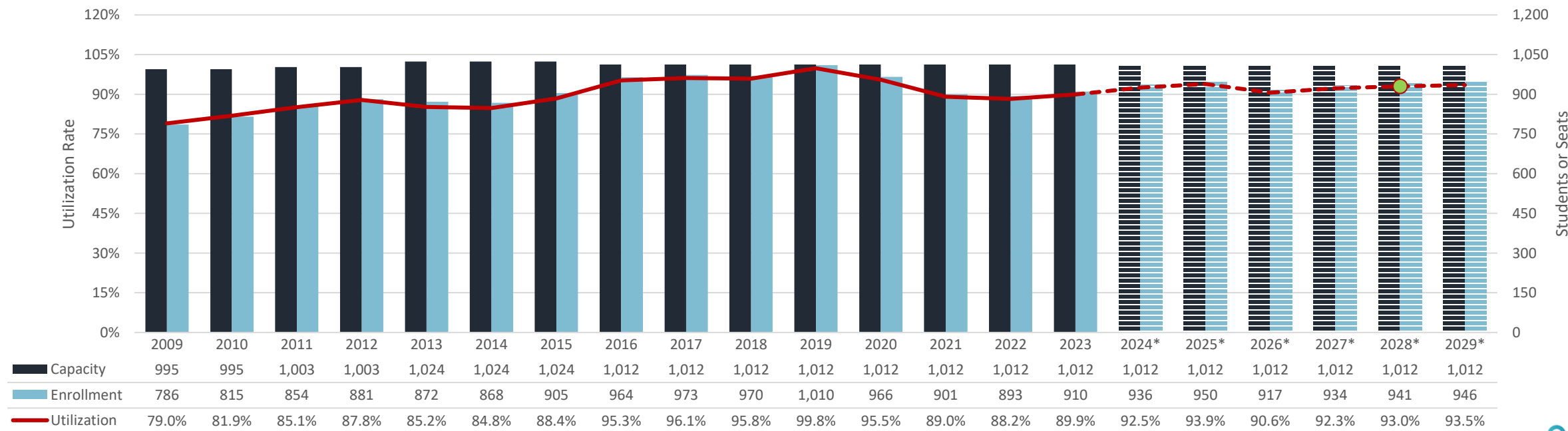
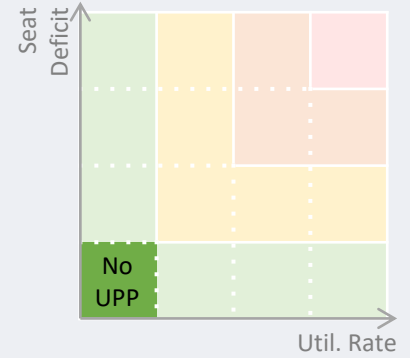
FY25 Annual School Test

Year Facility Built: 1951
Last Renovation: 1976
Gross Floor Area: 152,030 sq.ft.
Site Size: 14.5 acres
Relocatables in 2023: -

Adjacent Schools

 Francis Scott Key MS
 Silver Spring International MS
 Takoma Park MS
 White Oak MS

- 4-Yr Projection
 - Utilization : 93.0%
 - Seat Surplus : 71



* MCPS projection, modified according to Annual School Test guidelines (if applicable).



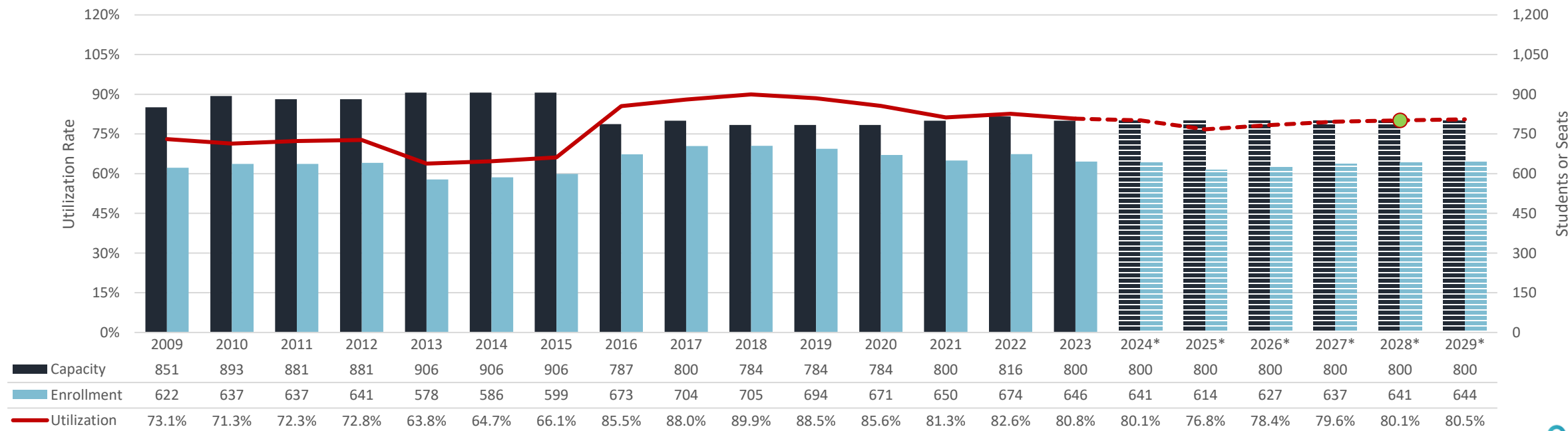
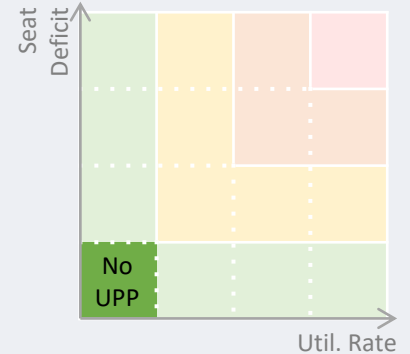
William H. Farquhar Middle School

FY25 Annual School Test

Year Facility Built:	1968
Last Renovation:	2016
Gross Floor Area:	135,626 sq.ft.
Site Size:	20 acres
Relocatables in 2023:	-

Adjacent Schools	
Argyle MS Briggs Chaney MS Rosa Parks MS	Redland MS White Oak MS Earle B. Wood MS

- 4-Yr Projection
 - Utilization : 80.1%
 - Seat Surplus : 159



* MCPS projection, modified according to Annual School Test guidelines (if applicable).



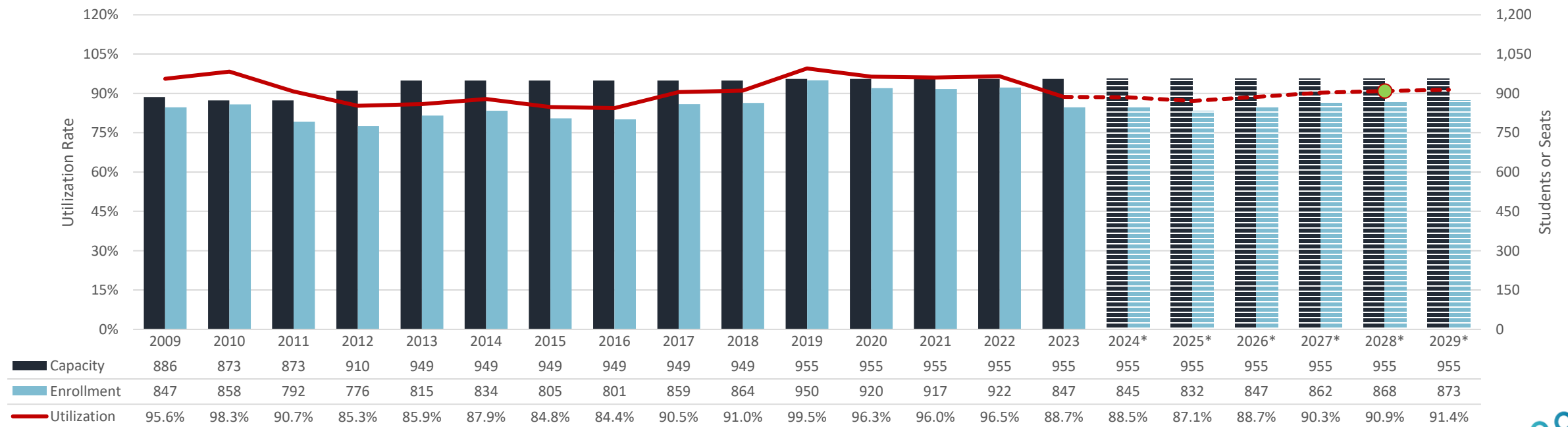
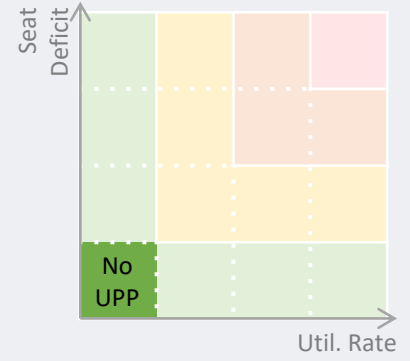
Forest Oak Middle School

FY25 Annual School Test

Year Facility Built:	1999
Last Renovation:	-
Gross Floor Area:	132,259 sq.ft.
Site Size:	41.2 acres
Relocatables in 2023:	-

Adjacent Schools	
Cabin John MS	Neelsville MS
Robert Frost MS	Redland MS
Gaithersburg MS	Ridgeview MS
Lakelands Park MS	Julius West MS
Montgomery Village MS	

- 4-Yr Projection
 - Utilization : 90.9%
 - Seat Surplus : 87



* MCPS projection, modified according to Annual School Test guidelines (if applicable).



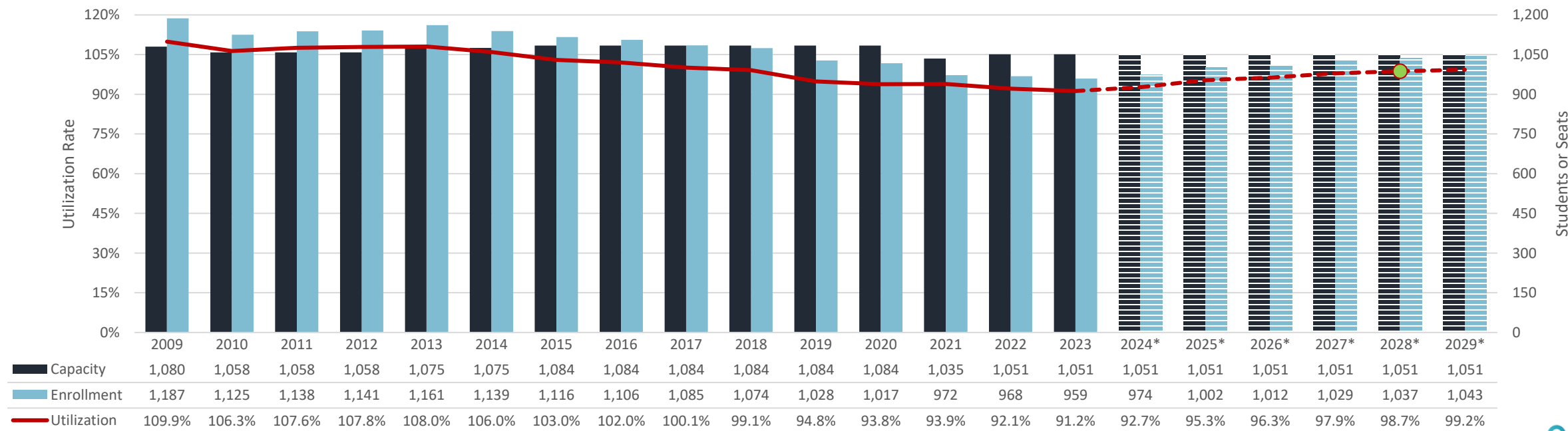
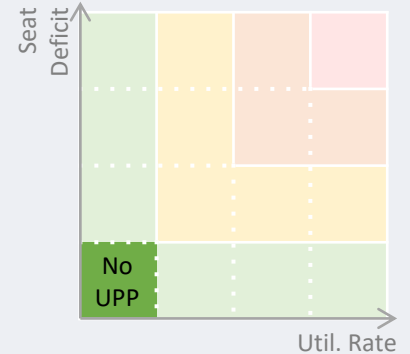
Robert Frost Middle School

FY25 Annual School Test

Year Facility Built:	1971
Last Renovation:	-
Gross Floor Area:	143,757 sq.ft.
Site Size:	24.8 acres
Relocatables in 2023:	-

Adjacent Schools	
Cabin John MS	Lakelands Park MS
Forest Oak MS	Ridgeview MS
Gaithersburg MS	Julius West MS
Herbert Hoover MS	

- 4-Yr Projection
 - Utilization : 98.7%
 - Seat Surplus : 14



* MCPS projection, modified according to Annual School Test guidelines (if applicable).



Gaithersburg Middle School

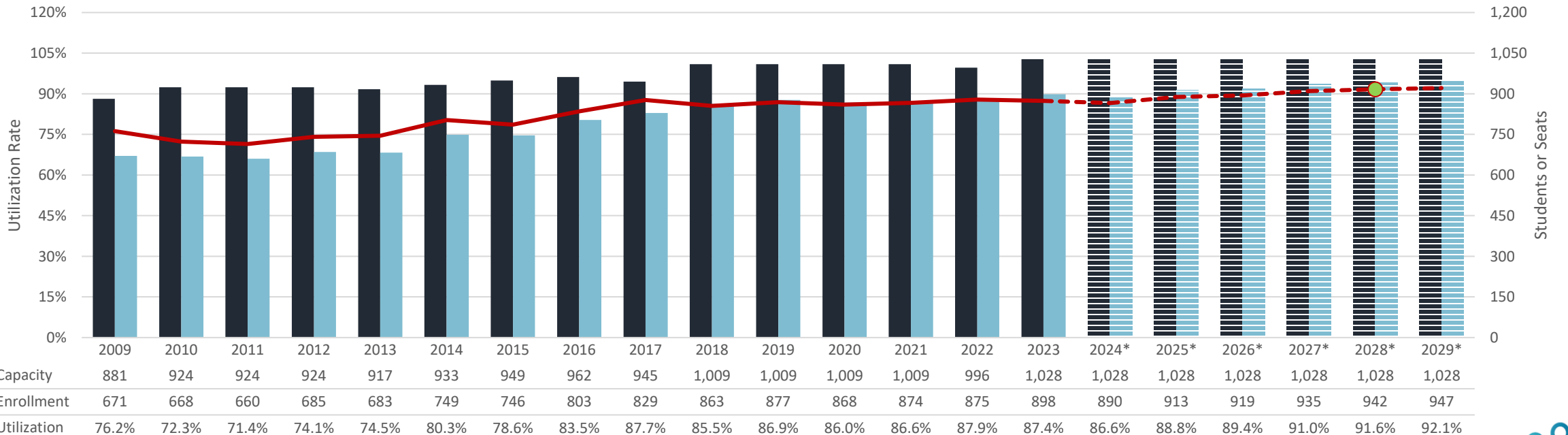
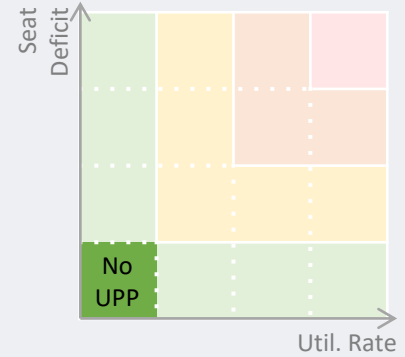
FY25 Annual School Test

Year Facility Built: 1960
 Last Renovation: 1988
 Gross Floor Area: 157,694 sq.ft.
 Site Size: 22.8 acres
 Relocatables in 2023: -

Adjacent Schools

John T. Baker MS	Redland MS
Forest Oak MS	Ridgeview MS
Robert Frost MS	Shady Grove MS
Montgomery Village MS	Hallie Wells MS
Neelsville MS	Julius West MS
Rosa Parks MS	

- 4-Yr Projection
 - Utilization : 91.6%
 - Seat Surplus : 86



* MCPS projection, modified according to Annual School Test guidelines (if applicable).



Herbert Hoover Middle School

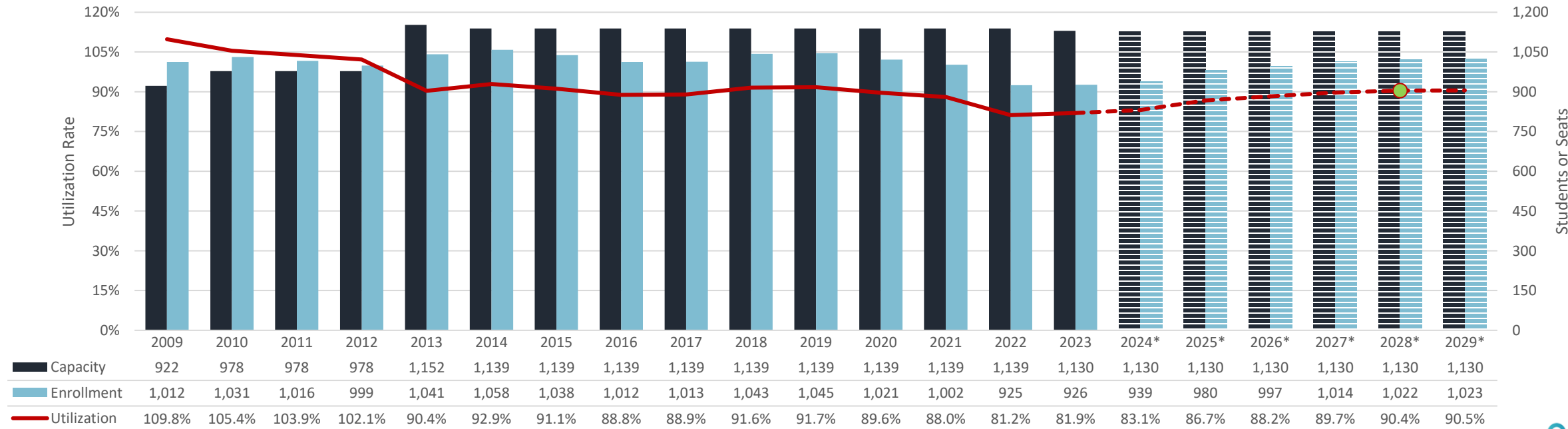
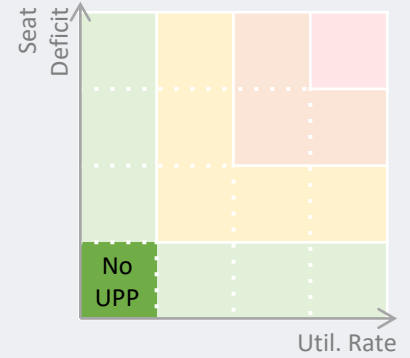
FY25 Annual School Test

Year Facility Built: 1966
Last Renovation: 2013
Gross Floor Area: 165,367 sq.ft.
Site Size: 19.1 acres
Relocatables in 2023: -

Adjacent Schools

Cabin John MS Robert Frost MS North Bethesda MS	Thomas W. Pyle MS Tilden MS Julius West MS
---	--

- 4-Yr Projection
 - Utilization : 90.4%
 - Seat Surplus : 108



* MCPS projection, modified according to Annual School Test guidelines (if applicable).



Francis Scott Key Middle School

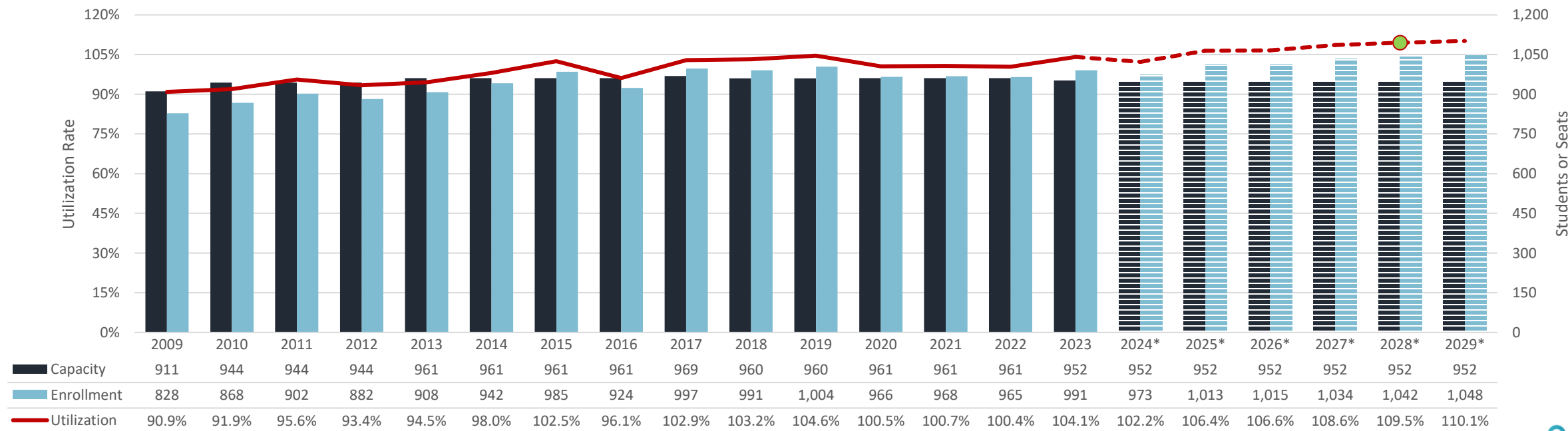
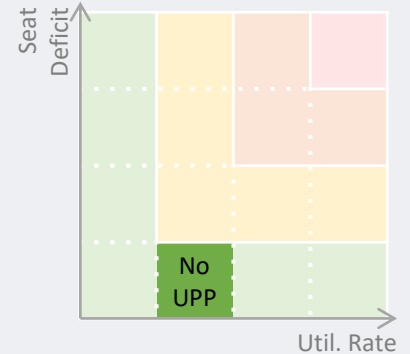
FY25 Annual School Test

Year Facility Built: 1966
Last Renovation: 2009
Gross Floor Area: 147,424 sq.ft.
Site Size: 20.6 acres
Relocatables in 2023: -

Adjacent Schools

Benjamin Banneker MS Briggs Chaney MS Eastern MS	Odessa Shannon MS Silver Spring International MS White Oak MS
--	---

- 4-Yr Projection
 - Utilization : 109.5%
 - Seat Deficit : 90



* MCPS projection, modified according to Annual School Test guidelines (if applicable).



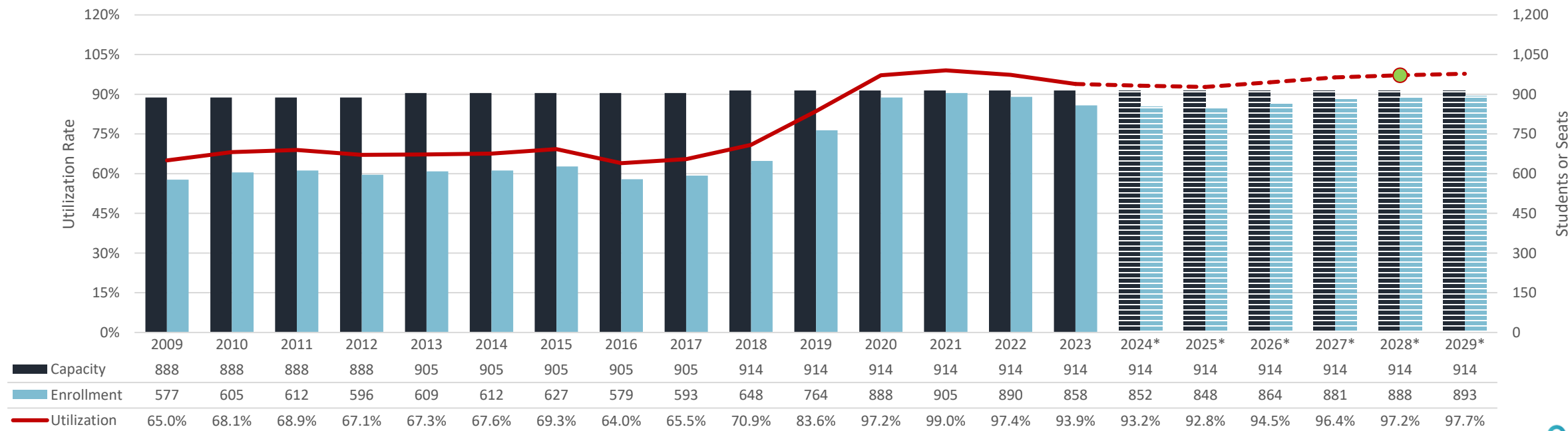
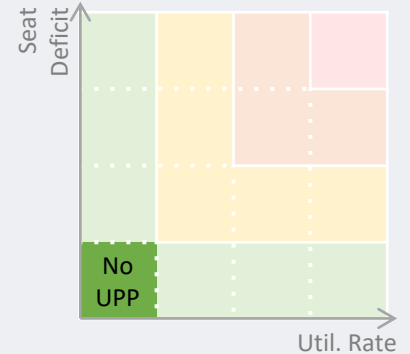
Dr. Martin Luther King, Jr. Middle School

FY25 Annual School Test

Year Facility Built: 1996
Last Renovation: -
Gross Floor Area: 135,867 sq.ft.
Site Size: 18.6 acres
Relocatables in 2023: -

Adjacent Schools
 Roberto Clemente MS
 Kingsview MS
 Neelsville MS
 Rocky Hill MS

- 4-Yr Projection
 - Utilization : 97.2%
 - Seat Surplus : 26



* MCPS projection, modified according to Annual School Test guidelines (if applicable).



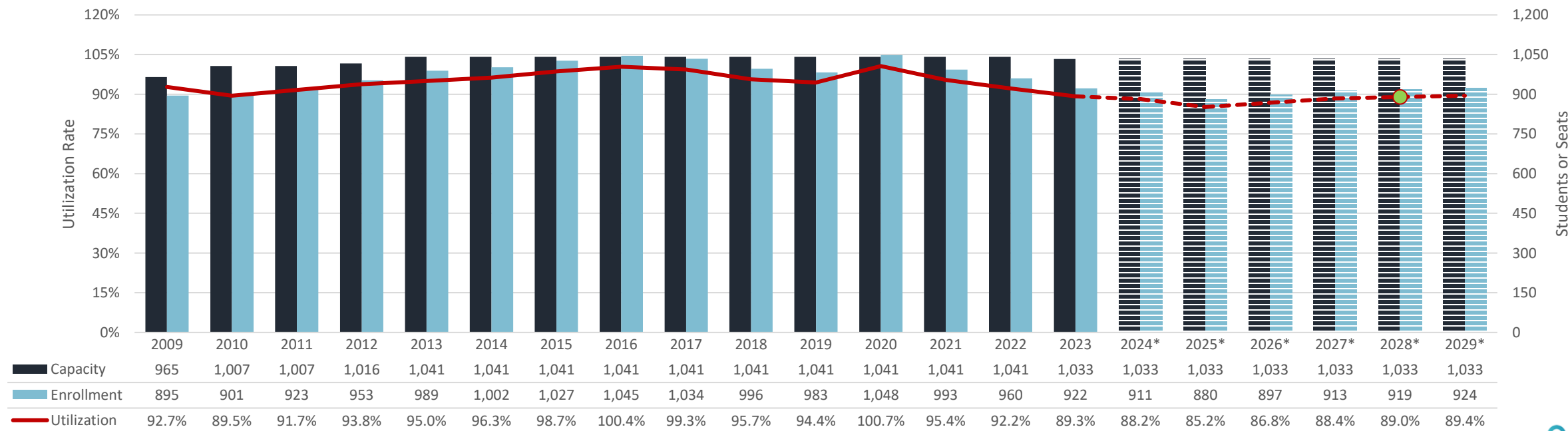
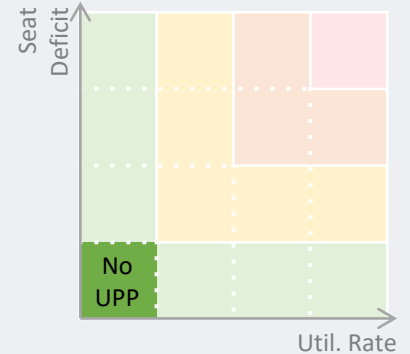
Kingsview Middle School

FY25 Annual School Test

Year Facility Built:	1997
Last Renovation:	-
Gross Floor Area:	140,398 sq.ft.
Site Size:	18.5 acres
Relocatables in 2023:	-

Adjacent Schools	
Roberto Clemente MS	Neelsville MS
Martin Luther King, Jr. MS	John Poole MS
Lakelands Park MS	Ridgeview MS

- 4-Yr Projection
 - Utilization : 89.0%
 - Seat Surplus : 114



* MCPS projection, modified according to Annual School Test guidelines (if applicable).



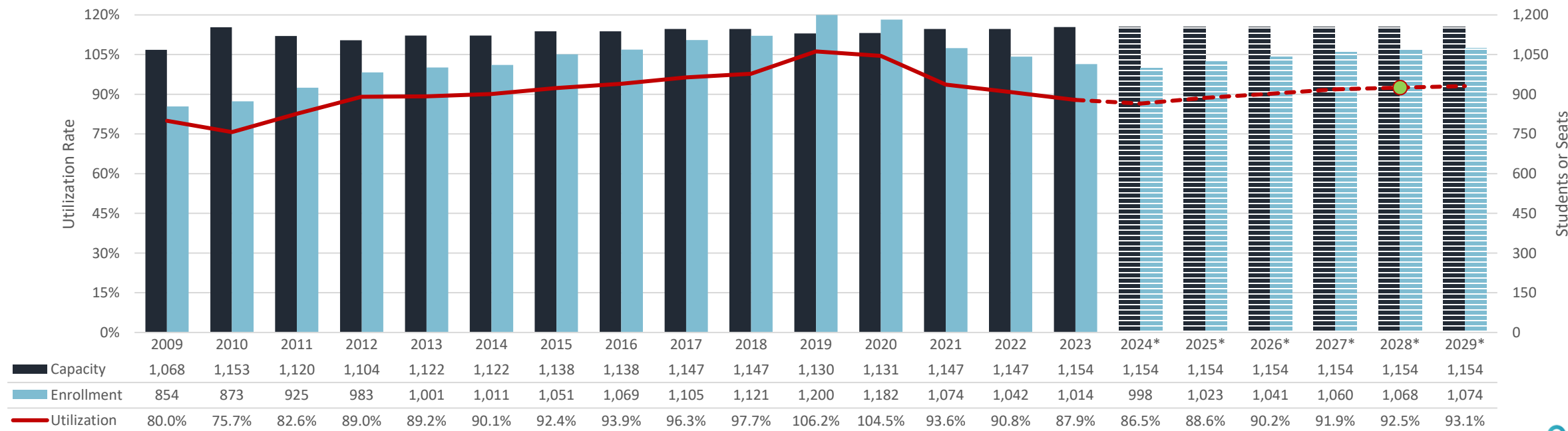
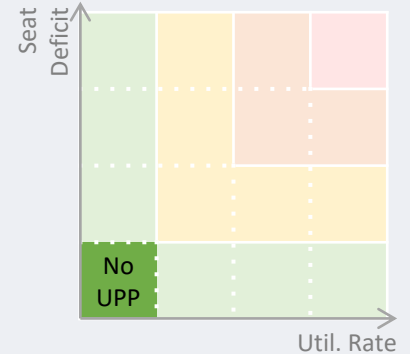
Lakelands Park Middle School

FY25 Annual School Test

Year Facility Built:	2005
Last Renovation:	-
Gross Floor Area:	153,588 sq.ft.
Site Size:	8.1 acres
Relocatables in 2023:	-

Adjacent Schools	
Roberto Clemente MS Forest Oak MS Robert Frost MS Kingsview MS	Montgomery Village MS Neelsville MS John Poole MS Ridgeview MS

- 4-Yr Projection
 - Utilization : 92.5%
 - Seat Surplus : 86



* MCPS projection, modified according to Annual School Test guidelines (if applicable).



A. Mario Loiederman Middle School

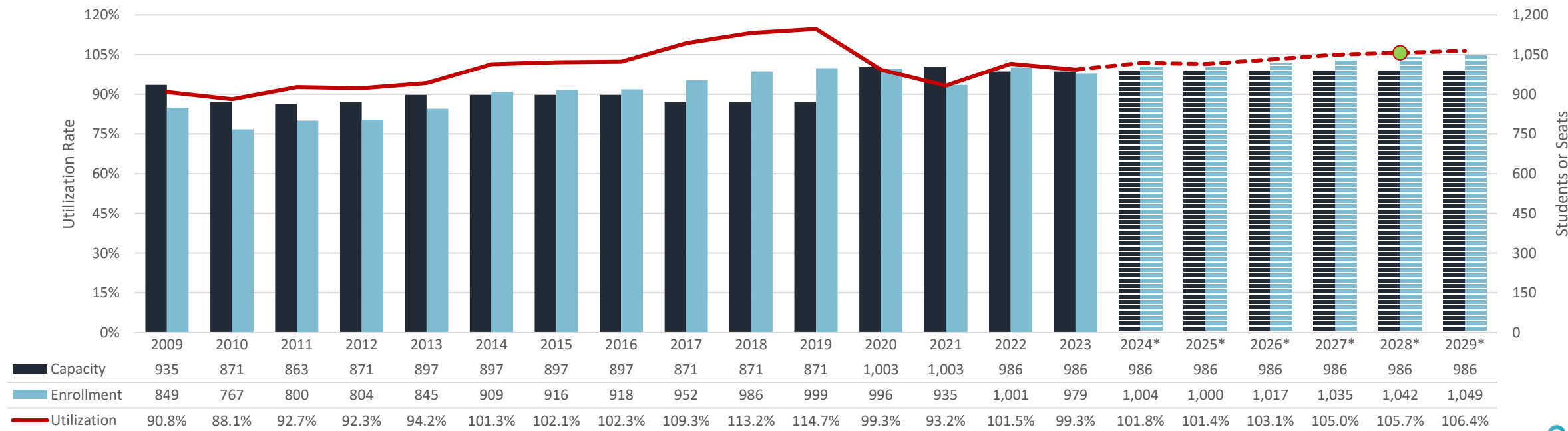
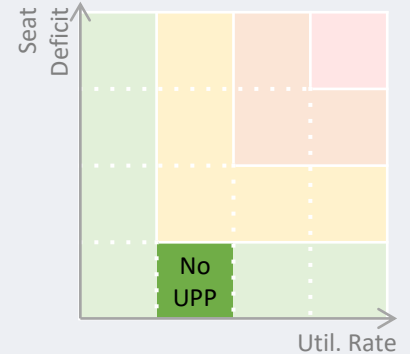
FY25 Annual School Test

Year Facility Built: 1956
Last Renovation: 2005 (2020 add'n)
Gross Floor Area: 148,718 sq.ft.
Site Size: 17.1 acres
Relocatables in 2023: 2

Adjacent Schools

Argyle MS Newport Mill MS North Bethesda MS	Parkland MS Odessa Shannon MS Tilden MS
---	---

- 4-Yr Projection
 - Utilization : 105.7%
 - Seat Deficit : 56



* MCPS projection, modified according to Annual School Test guidelines (if applicable).



Montgomery Village Middle School

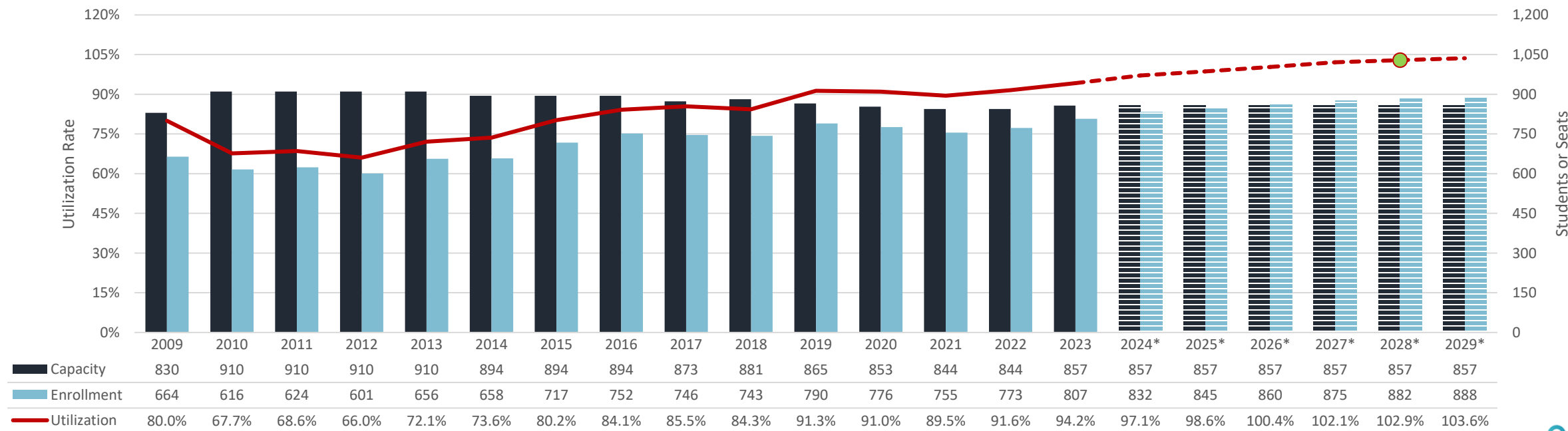
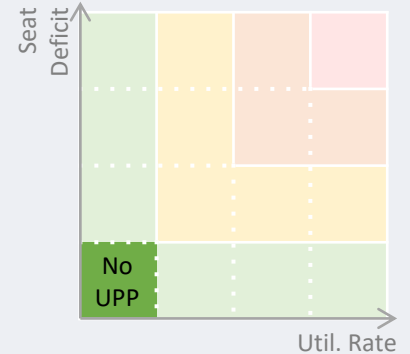
FY25 Annual School Test

Year Facility Built: 1968
Last Renovation: 2003
Gross Floor Area: 141,615 sq.ft.
Site Size: 15.1 acres
Relocatables in 2023: -

Adjacent Schools

Roberto Clemente MS Forest Oak MS Gaithersburg MS	Lakelands Park MS Neelsville MS Rocky Hill MS
---	---

- 4-Yr Projection
 - Utilization : 102.9%
 - Seat Deficit : 25



* MCPS projection, modified according to Annual School Test guidelines (if applicable).



Neelsville Middle School

FY25 Annual School Test

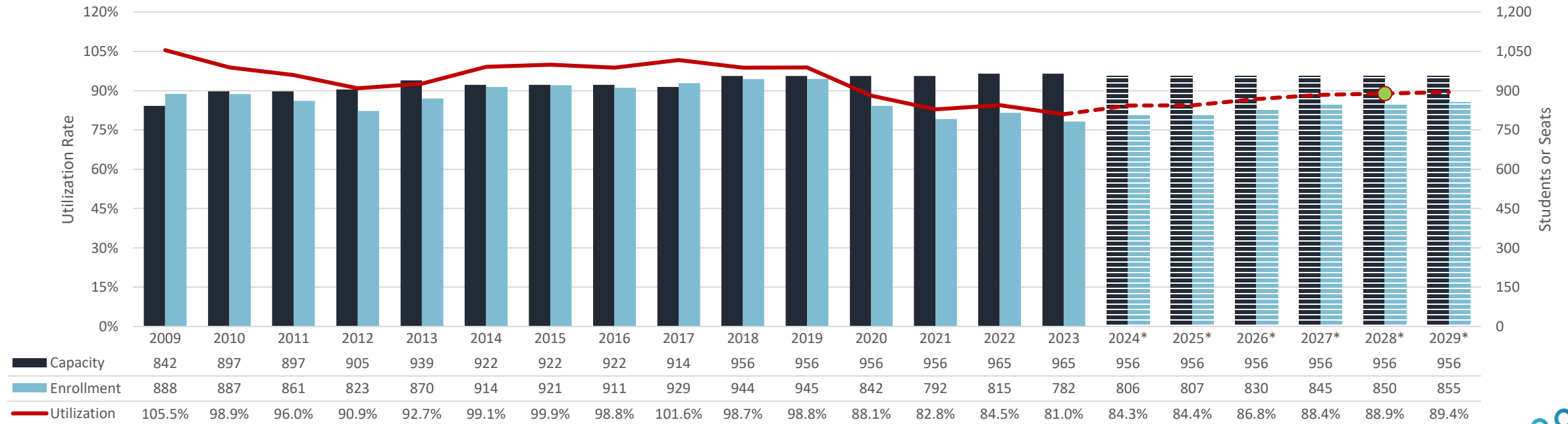
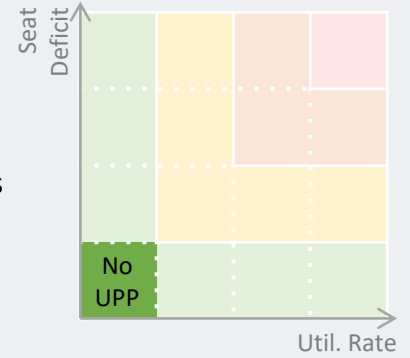
Year Facility Built: 1981
Last Renovation: -
Gross Floor Area: 131,432 sq.ft.
Site Size: 29.2 acres
Relocatables in 2023: -

Adjacent Schools

Forest Oak MS Gaithersburg MS Martin Luther King, Jr. MS Kingsview MS Lakelands Park MS	Montgomery Village MS John Poole MS Ridgeview MS Rocky Hill MS Hallie Wells MS
---	--

- 4-Yr Projection
 - Utilization : 88.9%
 - Seat Surplus : 106

- Capacity projection assumes completion of Major Capital Project in 2024.



* MCPS projection, modified according to Annual School Test guidelines (if applicable).



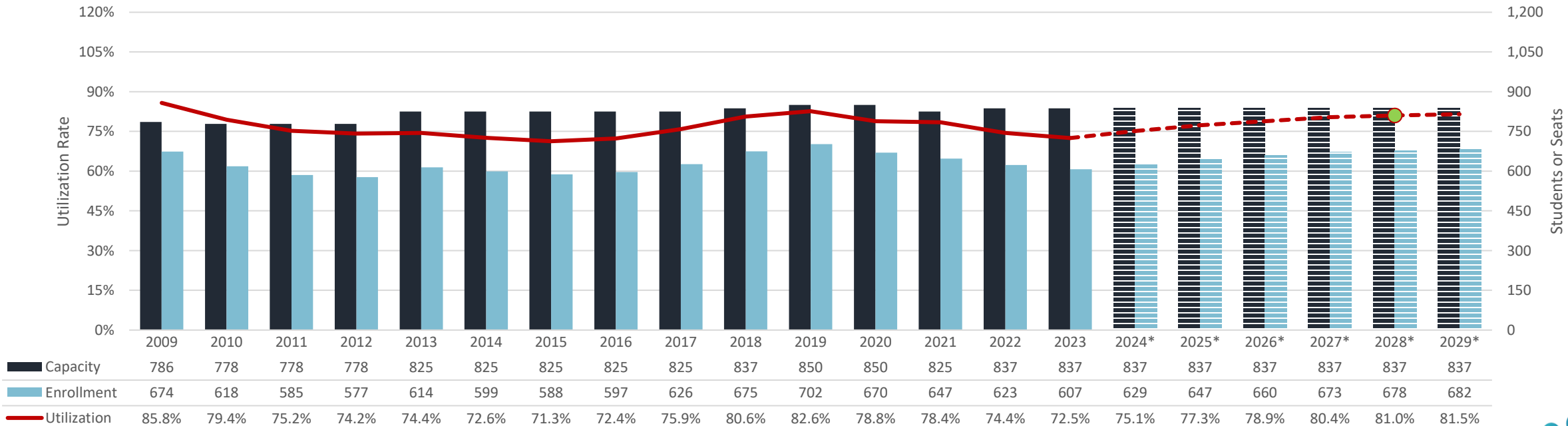
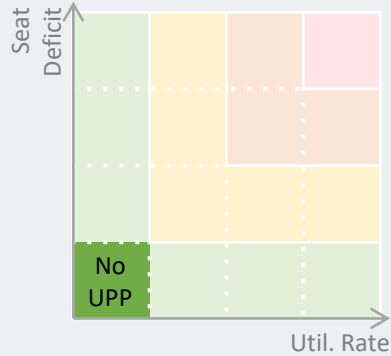
Newport Mill Middle School

FY25 Annual School Test

Year Facility Built: 1958
Last Renovation: 2002
Gross Floor Area: 109,011 sq.ft.
Site Size: 8.4 acres
Relocatables in 2023: -

Adjacent Schools
 A. Mario Loiederman MS
 North Bethesda MS
 Odessa Shannon MS
 Silver Creek MS
 Sligo MS

- 4-Yr Projection
 - Utilization : 81.0%
 - Seat Surplus : 159



* MCPS projection, modified according to Annual School Test guidelines (if applicable).



North Bethesda Middle School

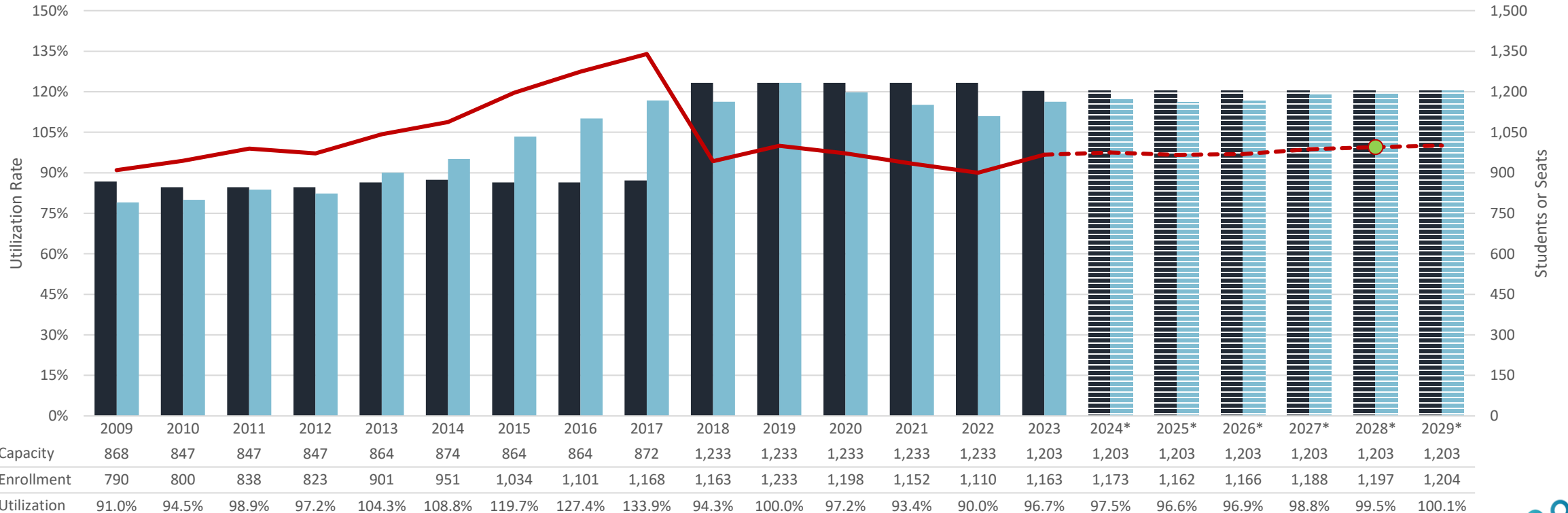
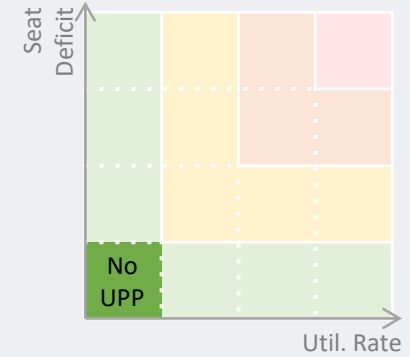
FY25 Annual School Test

Year Facility Built: 1955
 Last Renovation: 1999 (2018 add'n)
 Gross Floor Area: 178,252 sq.ft.
 Site Size: 19.1 acres
 Relocatables in 2023: -

Adjacent Schools

Cabin John MS	Thomas W. Pyle MS
Herbert Hoover MS	Silver Creek MS
A. Mario Loiederman MS	Tilden MS
Newport Mill MS	Westland MS

- 4-Yr Projection
 - Utilization : 99.5%
 - Seat Surplus : 6



* MCPS projection, modified according to Annual School Test guidelines (if applicable).



Parkland Middle School

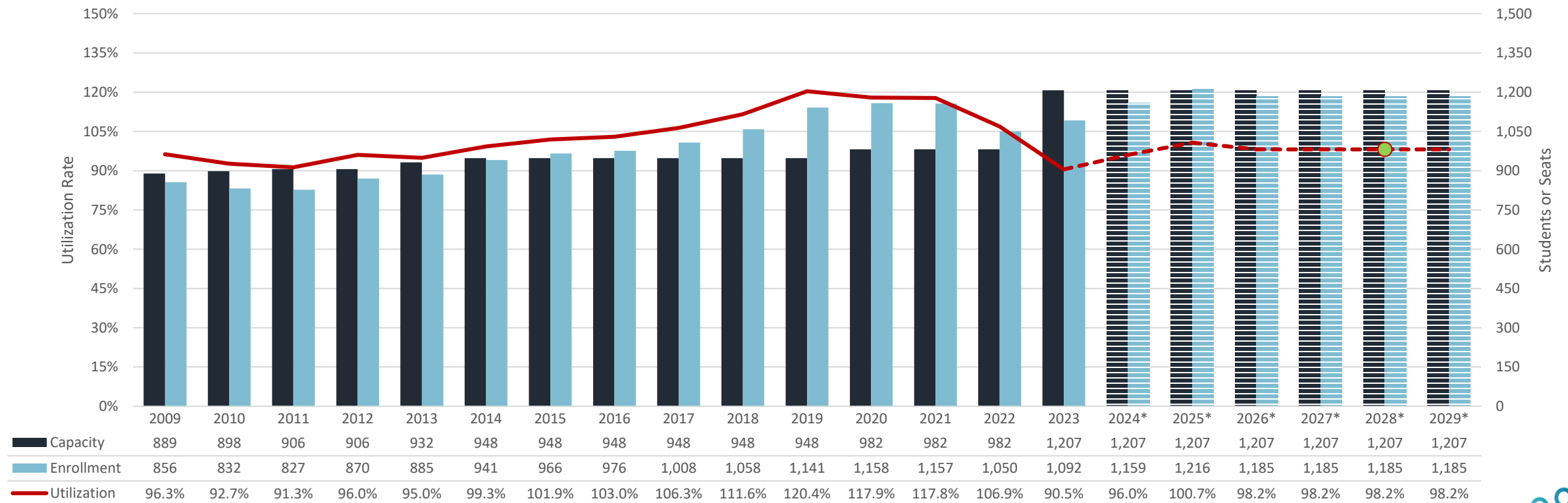
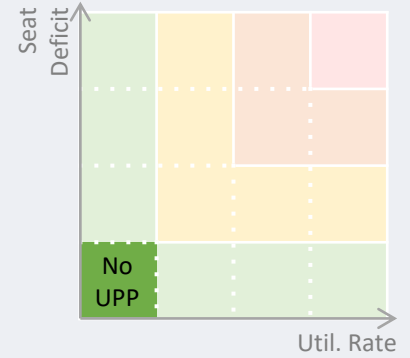
FY25 Annual School Test

Year Facility Built: 1963
Last Renovation: 2007
Gross Floor Area: 178,929 sq.ft.
Site Size: 9.2 acres
Relocatables in 2023: -

Adjacent Schools

Argyle MS
A. Mario Loiederman MS
Tilden MS
Earle B. Wood MS

- 4-Yr Projection
 - Utilization : 98.2%
 - Seat Surplus : 22



* MCPS projection, modified according to Annual School Test guidelines (if applicable).



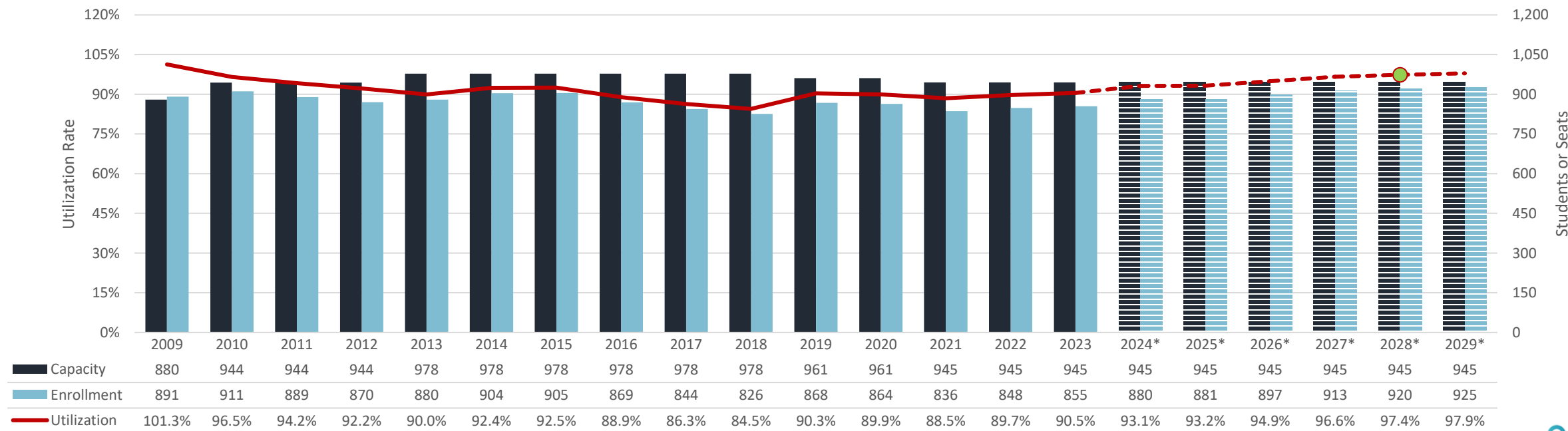
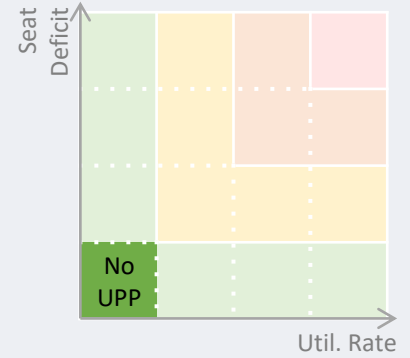
Rosa Parks Middle School

FY25 Annual School Test

Year Facility Built: 1992
Last Renovation: -
Gross Floor Area: 137,469 sq.ft.
Site Size: 24.1 acres
Relocatables in 2023: -

Adjacent Schools
 John T. Baker MS
 William H. Farquhar MS
 Gaithersburg MS
 Redland MS
 Earle B. Wood MS

- 4-Yr Projection
 - Utilization : 97.4%
 - Seat Surplus : 25



* MCPS projection, modified according to Annual School Test guidelines (if applicable).



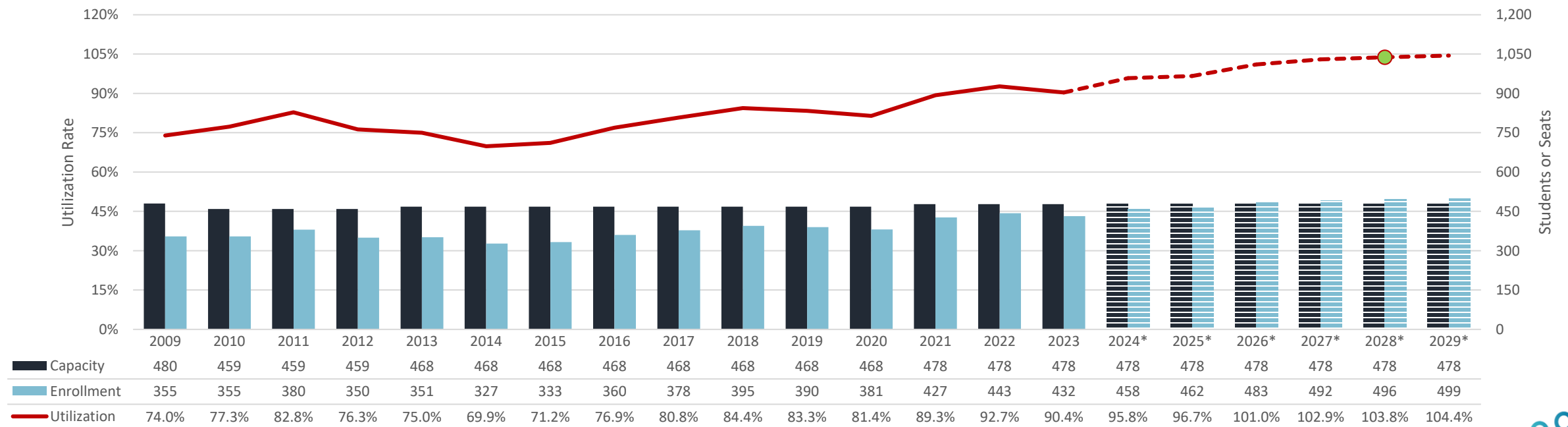
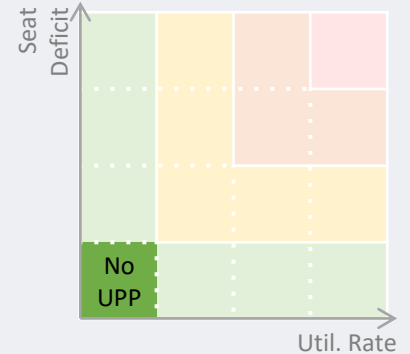
John Poole Middle School

FY25 Annual School Test

Year Facility Built:	1997
Last Renovation:	-
Gross Floor Area:	85,669 sq.ft.
Site Size:	20.5 acres
Relocatables in 2023:	-

Adjacent Schools
Kingsview MS
Lakelands Park MS
Neelsville MS
Rocky Hill MS

- 4-Yr Projection
 - Utilization : 103.8%
 - Seat Deficit : 18



* MCPS projection, modified according to Annual School Test guidelines (if applicable).



Thomas W. Pyle Middle School

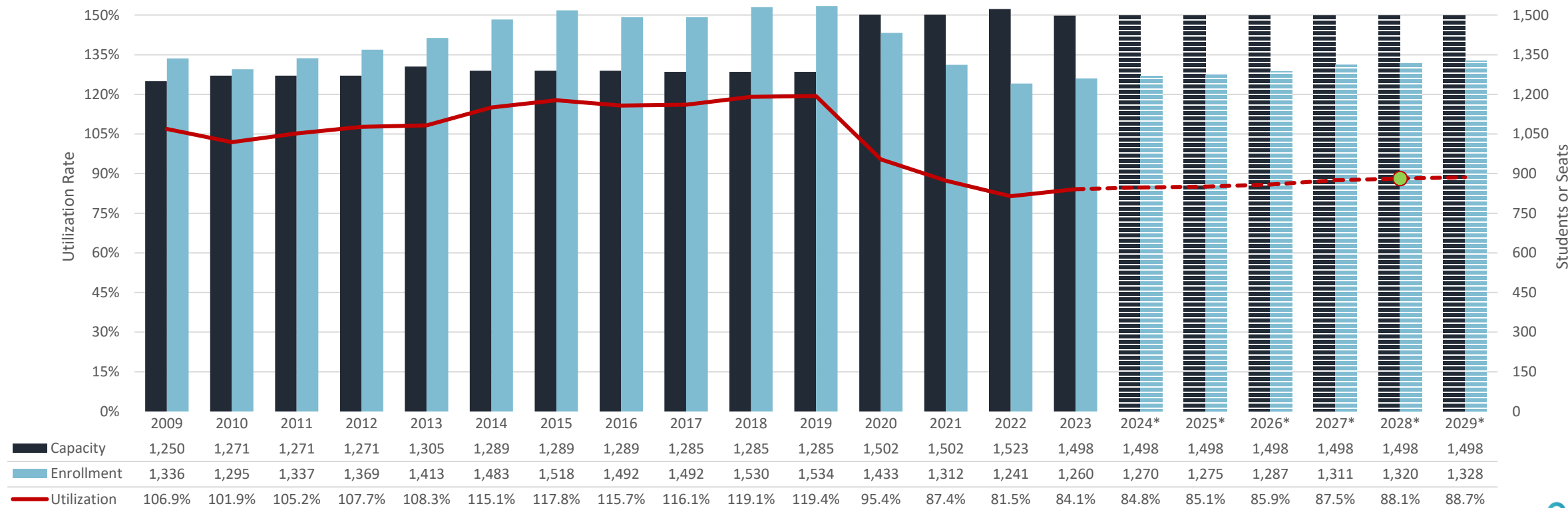
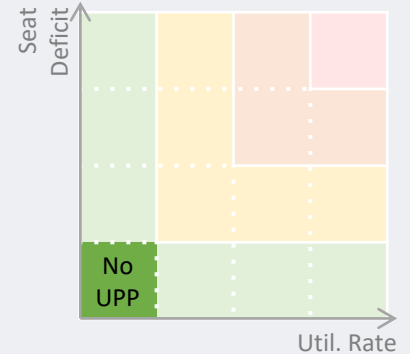
FY25 Annual School Test

Year Facility Built: 1962
Last Renovation: 1993 (2020 add'n)
Gross Floor Area: 209,464 sq.ft.
Site Size: 14.3 acres
Relocatables in 2023: -

Adjacent Schools

Cabin John MS
Herbert Hoover MS
North Bethesda MS
Westland MS

- 4-Yr Projection
 - Utilization : 88.1%
 - Seat Surplus : 178



* MCPS projection, modified according to Annual School Test guidelines (if applicable).



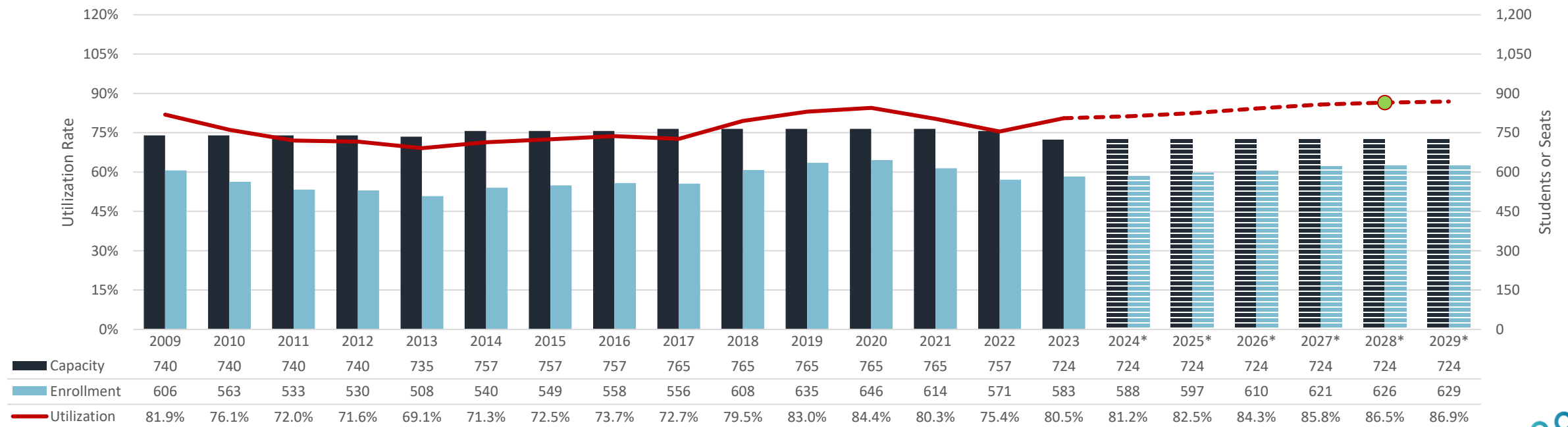
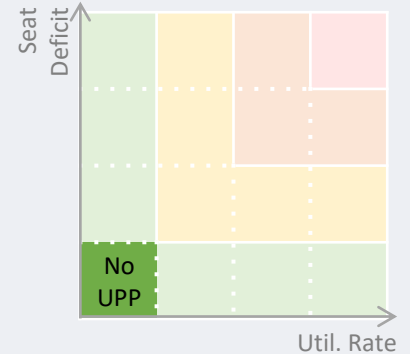
Redland Middle School

FY25 Annual School Test

Year Facility Built:	1971
Last Renovation:	-
Gross Floor Area:	112,297 sq.ft.
Site Size:	20.6 acres
Relocatables in 2023:	-

Adjacent Schools	
William H. Farquhar MS Forest Oak MS Gaithersburg MS	Rosa Parks MS Shady Grove MS Earle B. Wood MS

- 4-Yr Projection
 - Utilization : 86.5%
 - Seat Surplus : 98



* MCPS projection, modified according to Annual School Test guidelines (if applicable).



Ridgeview Middle School

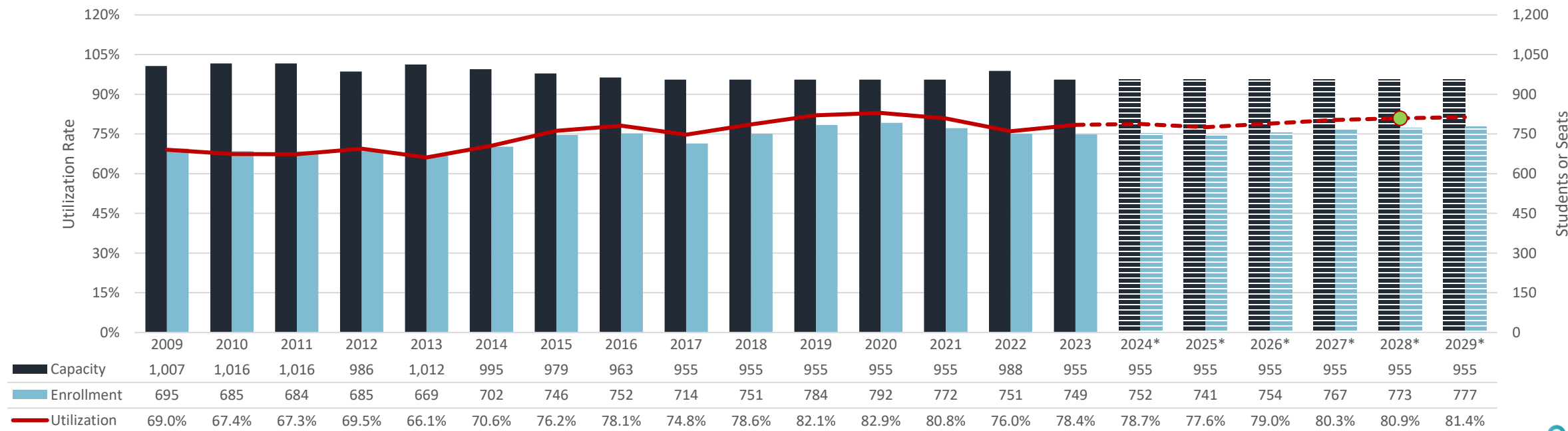
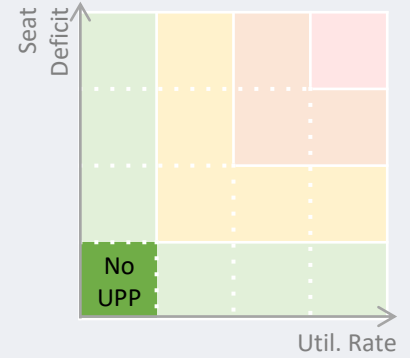
FY25 Annual School Test

Year Facility Built: 1975
Last Renovation: -
Gross Floor Area: 145,168 sq.ft.
Site Size: 20 acres
Relocatables in 2023: -

Adjacent Schools

Cabin John MS Forest Oak MS Robert Frost MS Gaithersburg MS	Kingsview MS Lakelands Park MS Neelsville MS
--	--

- 4-Yr Projection
 - Utilization : 80.9%
 - Seat Surplus : 182



* MCPS projection, modified according to Annual School Test guidelines (if applicable).



Rocky Hill Middle School

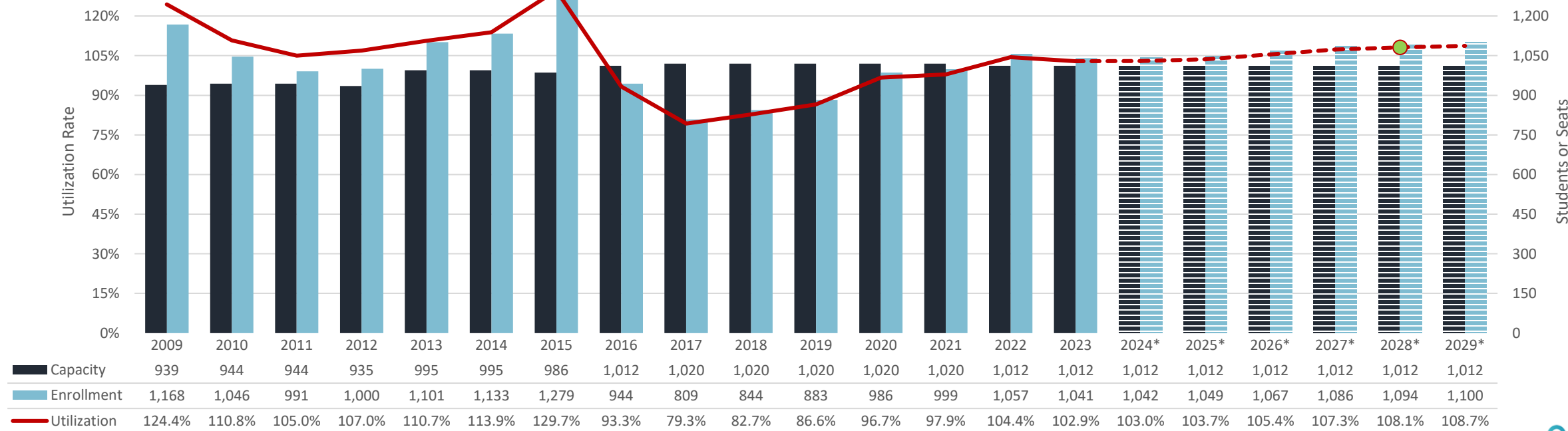
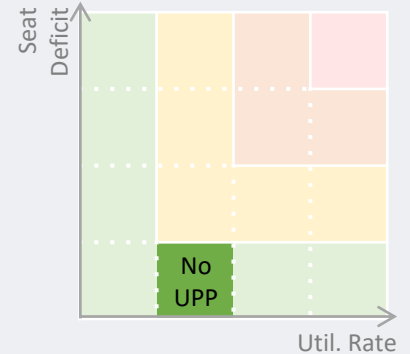
FY25 Annual School Test

Year Facility Built: 2004
Last Renovation: -
Gross Floor Area: 148,065 sq.ft.
Site Size: 23.3 acres
Relocatables in 2023: -

Adjacent Schools

<p style="text-align: center;"> John T. Baker MS Roberto Clemente MS Martin Luther King, Jr. MS Montgomery Village MS </p>	<p style="text-align: center;"> Neelsville MS John Poole MS Hallie Wells MS </p>
---	--

- 4-Yr Projection
 - Utilization : 108.1%
 - Seat Deficit : 82



* MCPS projection, modified according to Annual School Test guidelines (if applicable).



Shady Grove Middle School

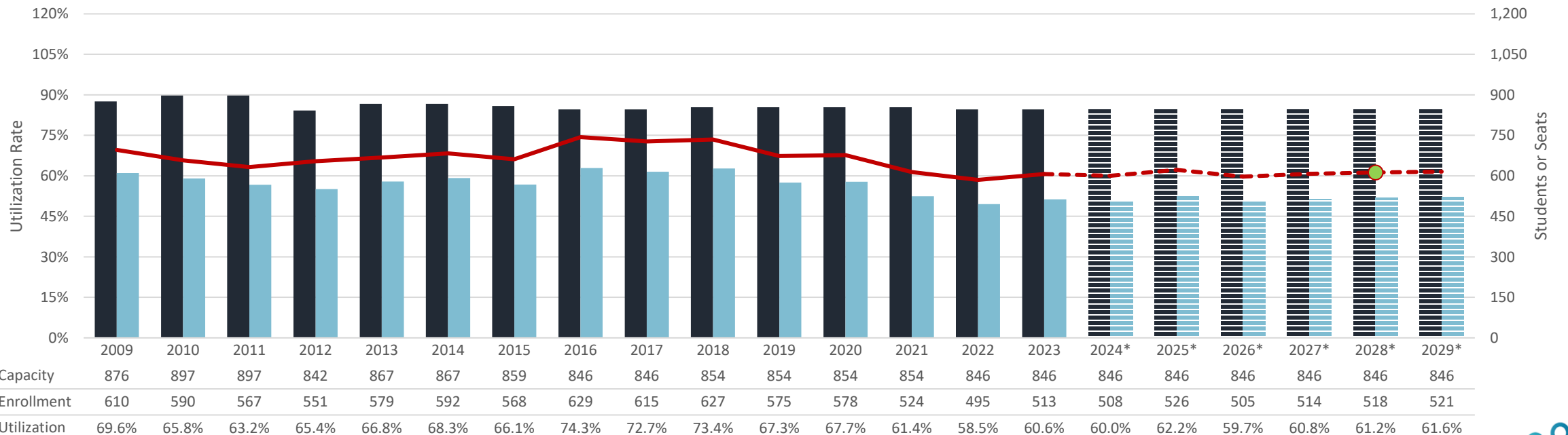
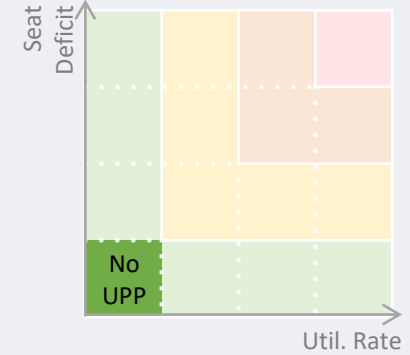
FY25 Annual School Test

Year Facility Built: 1995
 Last Renovation: 1999
 Gross Floor Area: 129,206 sq.ft.
 Site Size: 20.5 acres
 Relocatables in 2023: -

Adjacent Schools

Gaithersburg MS
 Redland MS
 Julius West MS
 Earle B. Wood MS

- 4-Yr Projection
 - Utilization : 61.2%
 - Seat Surplus : 328



* MCPS projection, modified according to Annual School Test guidelines (if applicable).



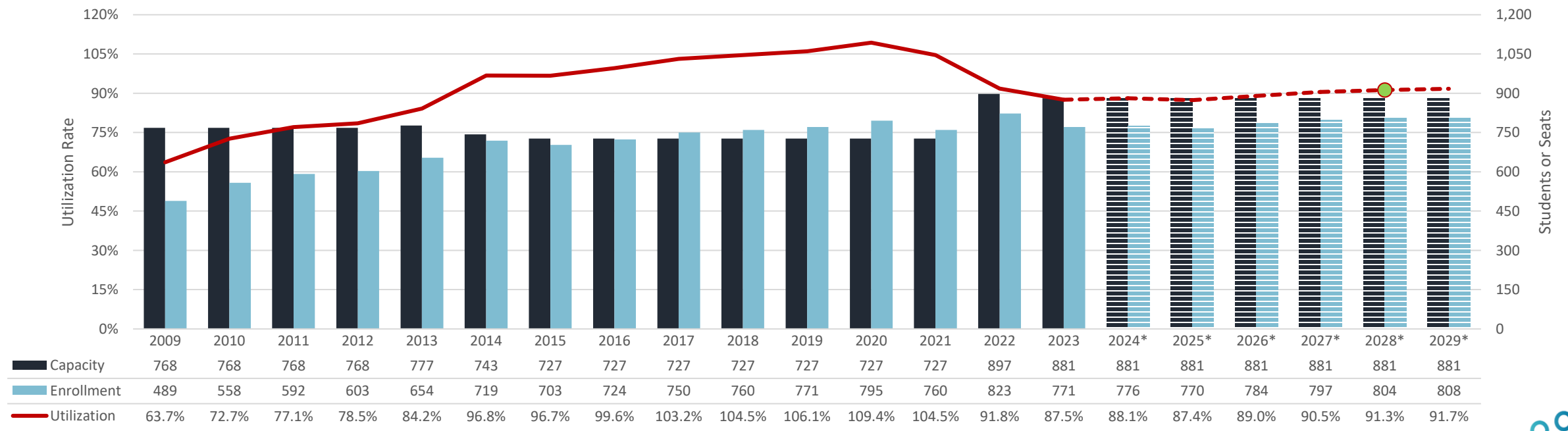
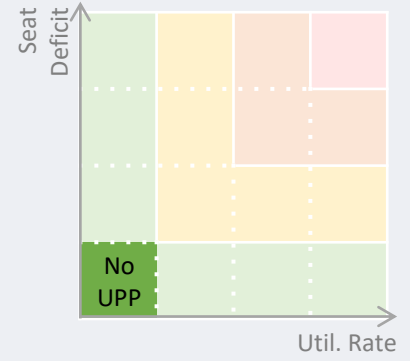
Odessa Shannon Middle School

FY25 Annual School Test

Year Facility Built: 1966
Last Renovation: 2022
Gross Floor Area: 164,307 sq.ft.
Site Size: 16.5 acres
Relocatables in 2023: -

Adjacent Schools
 Argyle MS Silver Spring International MS
 Francis Scott Key MS Sligo MS
 A. Mario Loiederman MS White Oak MS
 Newport Mill MS

- 4-Yr Projection
 - Utilization : 91.3%
 - Seat Surplus : 77



* MCPS projection, modified according to Annual School Test guidelines (if applicable).



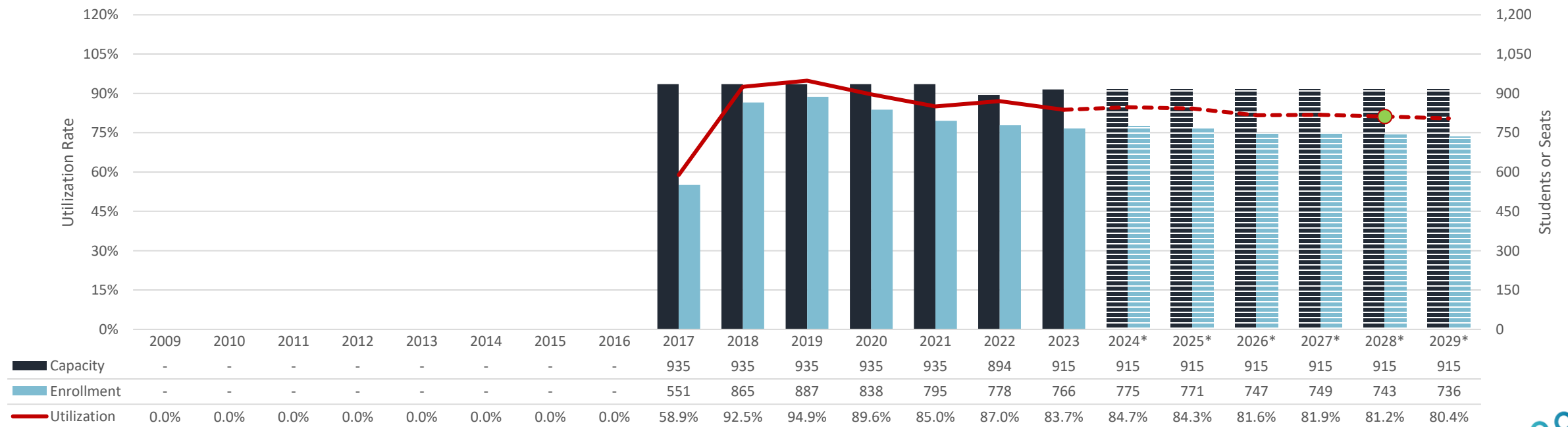
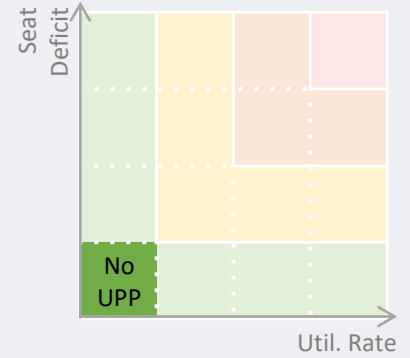
Silver Creek Middle School

FY25 Annual School Test

Year Facility Built:	2017
Last Renovation:	-
Gross Floor Area:	174,743 sq.ft.
Site Size:	13.3 acres
Relocatables in 2023:	-

Adjacent Schools
Newport Mill MS
North Bethesda MS
Sligo MS
Westland MS

- 4-Yr Projection
 - Utilization : 81.2%
 - Seat Surplus : 172



* MCPS projection, modified according to Annual School Test guidelines (if applicable).



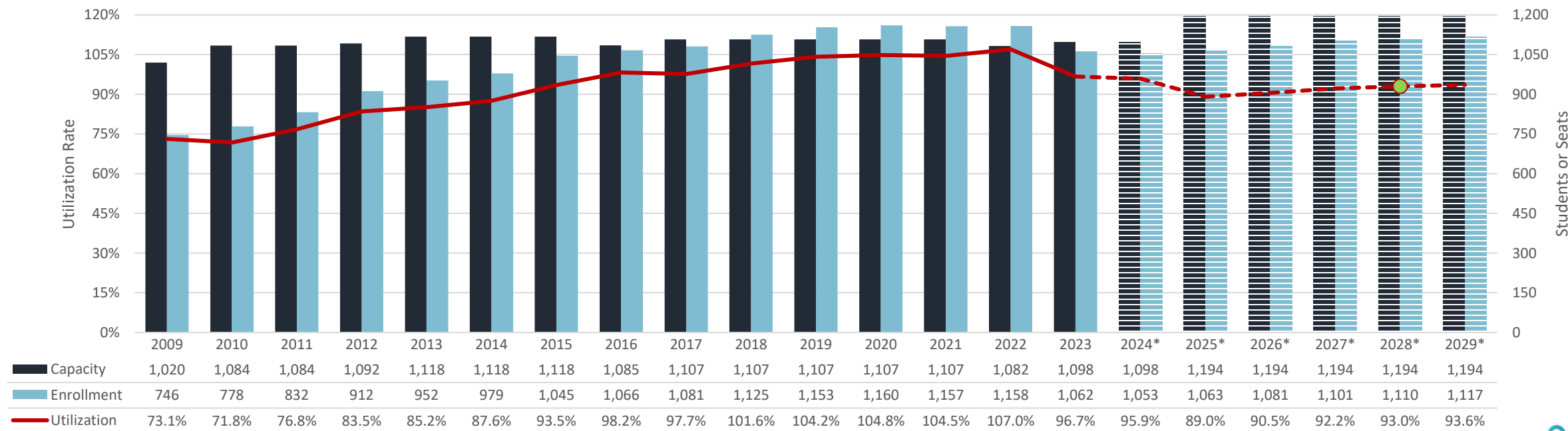
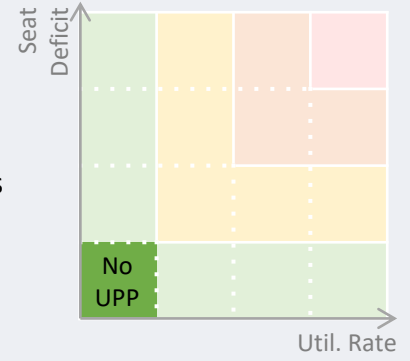
Silver Spring International Middle School

FY25 Annual School Test

Year Facility Built: 1934
Last Renovation: 1999
Gross Floor Area: 152,731 sq.ft.
Site Size: 10.6 acres
Relocatables in 2023: -

Adjacent Schools
 Eastern MS
 Francis Scott Key MS
 Odessa Shannon MS
 Sligo MS
 Takoma Park MS

- 4-Yr Projection
 - Utilization : 93.0%
 - Seat Surplus : 84
- Capacity projection assumes completion of classroom addition project in 2025.



* MCPS projection, modified according to Annual School Test guidelines (if applicable).



Sligo Middle School

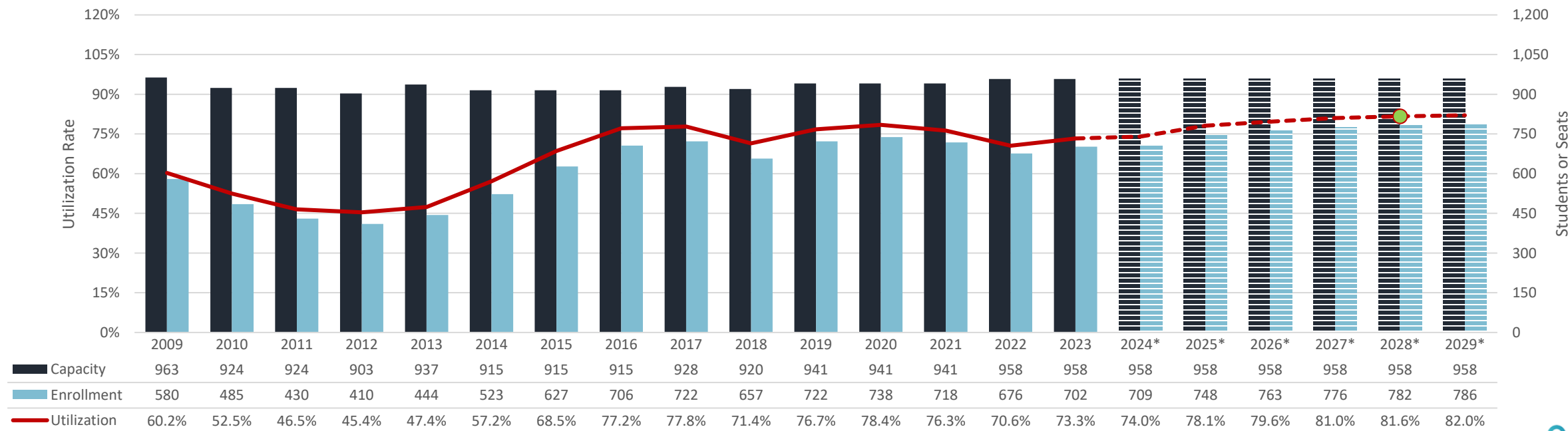
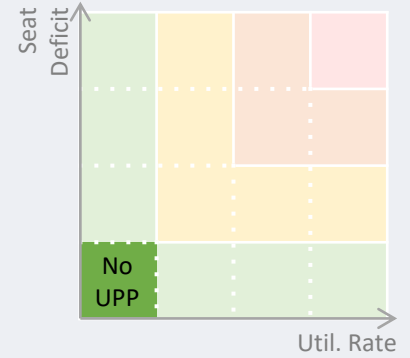
FY25 Annual School Test

Year Facility Built: 1959
Last Renovation: 1991
Gross Floor Area: 149,527 sq.ft.
Site Size: 21.7 acres
Relocatables in 2023: -

Adjacent Schools

Newport Mill MS
Odessa Shannon MS
Silver Creek MS
Silver Spring International MS

- 4-Yr Projection
 - Utilization : 81.6%
 - Seat Surplus : 176



* MCPS projection, modified according to Annual School Test guidelines (if applicable).



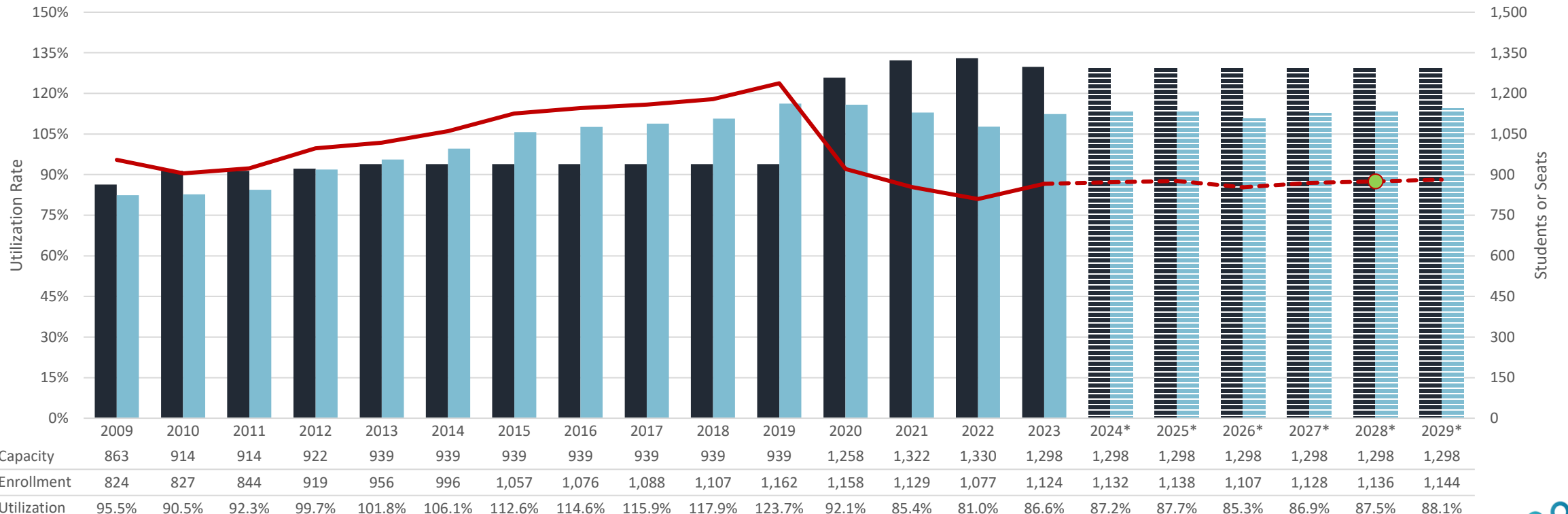
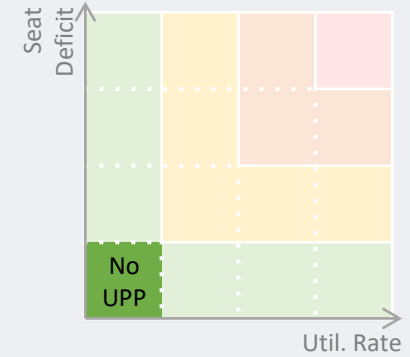
Takoma Park Middle School

FY25 Annual School Test

Year Facility Built: 1939
 Last Renovation: 1999 (2021 add'n)
 Gross Floor Area: 195,739 sq.ft.
 Site Size: 18.8 acres
 Relocatables in 2023: -

Adjacent Schools
 Eastern MS
 Silver Spring International MS

- 4-Yr Projection
 - Utilization : 87.5%
 - Seat Surplus : 162



* MCPS projection, modified according to Annual School Test guidelines (if applicable).



Tilden Middle School

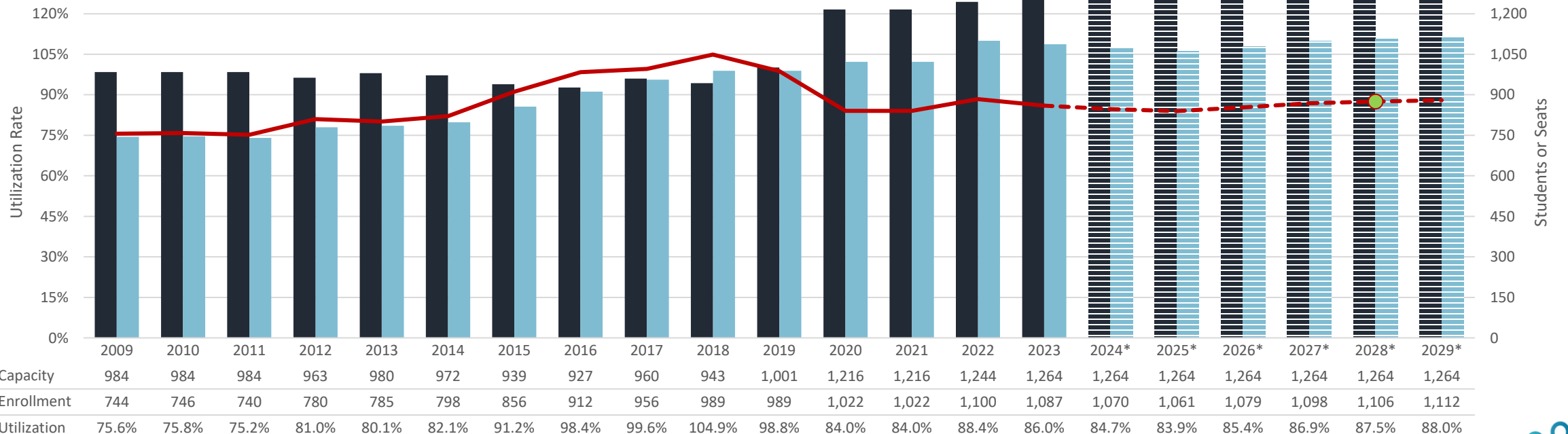
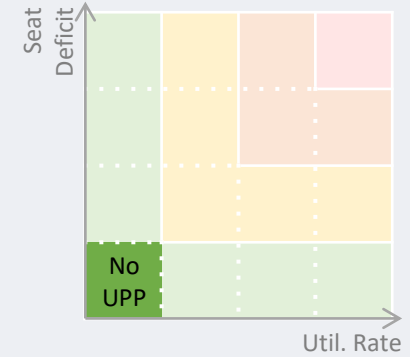
FY25 Annual School Test

Year Facility Built: 1967
 Last Renovation: 2020
 Gross Floor Area: 244,561 sq.ft.
 Site Size: 19.67 acres
 Relocatables in 2023: -

Adjacent Schools

Herbert Hoover MS Parkland MS
 A. Mario Loiederman MS Julius West MS
 North Bethesda MS Earle B. Wood MS

- 4-Yr Projection
 - Utilization : 87.5%
 - Seat Surplus : 158



* MCPS projection, modified according to Annual School Test guidelines (if applicable).



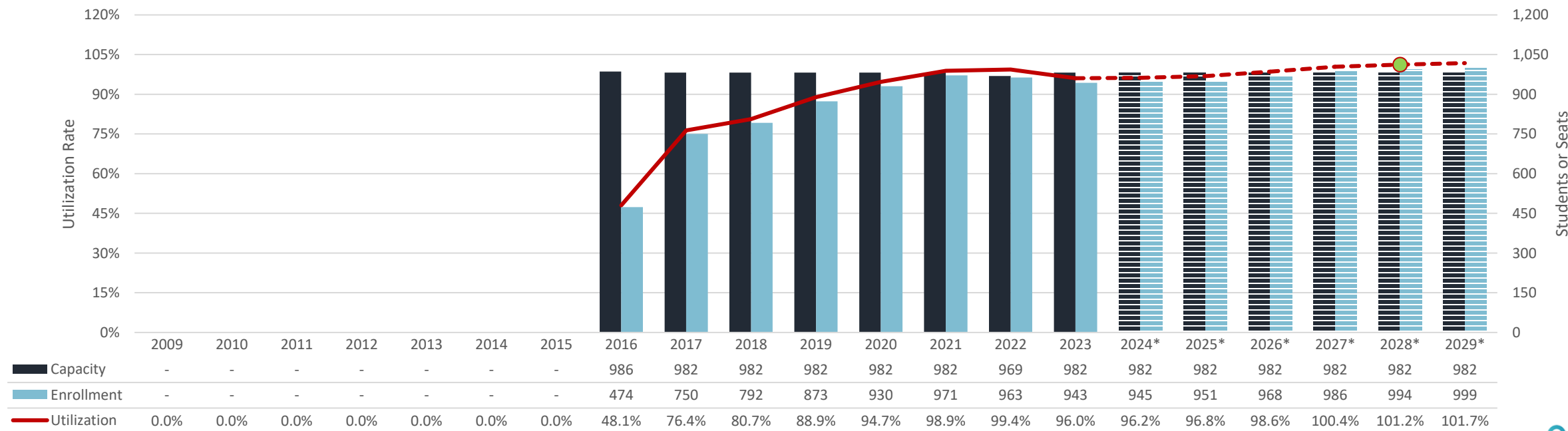
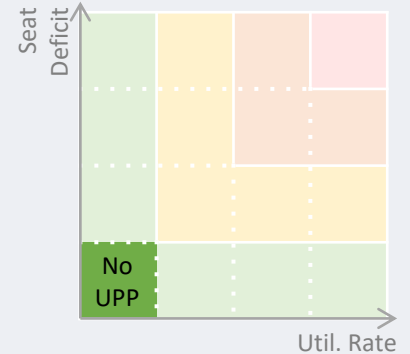
Hallie Wells Middle School

FY25 Annual School Test

Year Facility Built:	2016
Last Renovation:	-
Gross Floor Area:	150,089 sq.ft.
Site Size:	22.4 acres
Relocatables in 2023:	-

Adjacent Schools
John T. Baker MS Gaithersburg MS Neelsville MS Rocky Hill MS

- 4-Yr Projection
 - Utilization : 101.2%
 - Seat Deficit : 12



* MCPS projection, modified according to Annual School Test guidelines (if applicable).



Julius West Middle School

FY25 Annual School Test

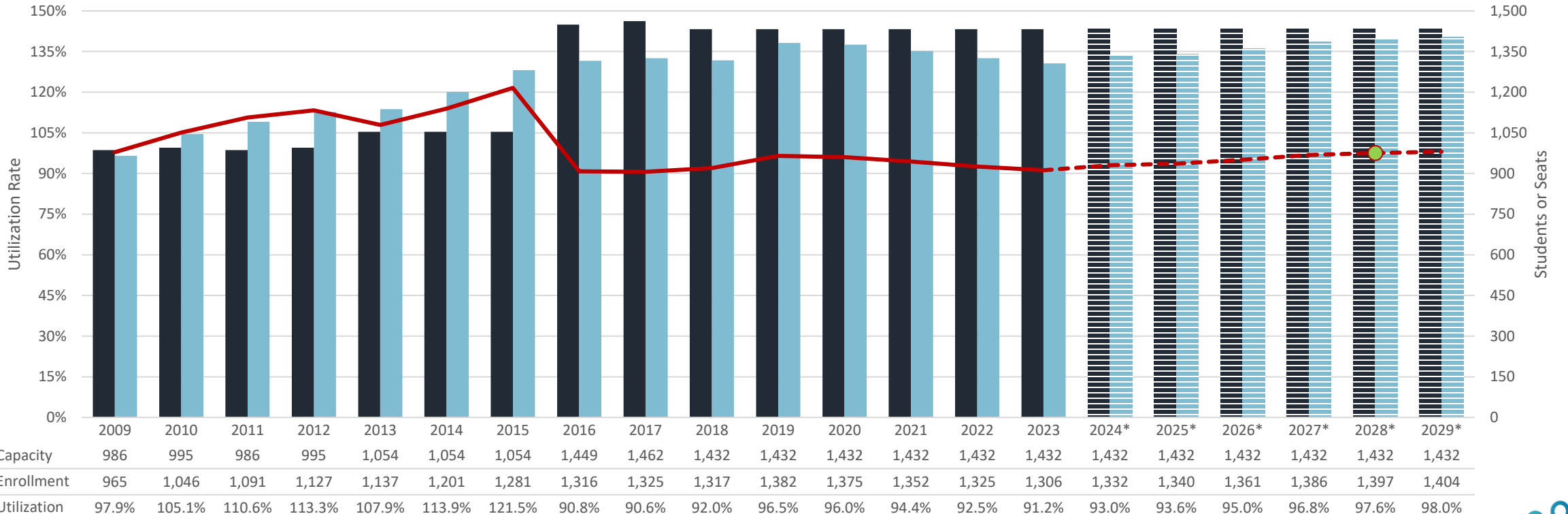
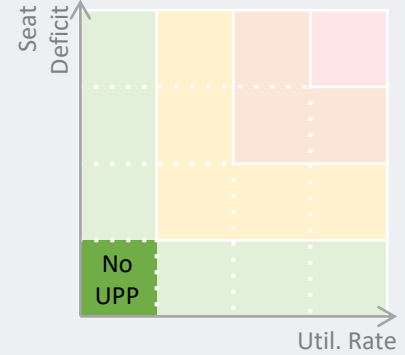
Year Facility Built: 1961
 Last Renovation: 1995 (2016 add'n)
 GSF: 182,617 sq.ft.
 Site Size: 21.3 acres
 Relocatables in 2023: -

Adjacent Schools

Cabin John MS
 Forest Oak MS
 Robert Frost MS
 Gaithersburg MS

Herbert Hoover MS
 Shady Grove MS
 Tilden MS
 Earle B. Wood MS

- 4-Yr Projection
 - Utilization : 97.6%
 - Seat Surplus : 35



* MCPS projection, modified according to Annual School Test guidelines (if applicable).



Westland Middle School

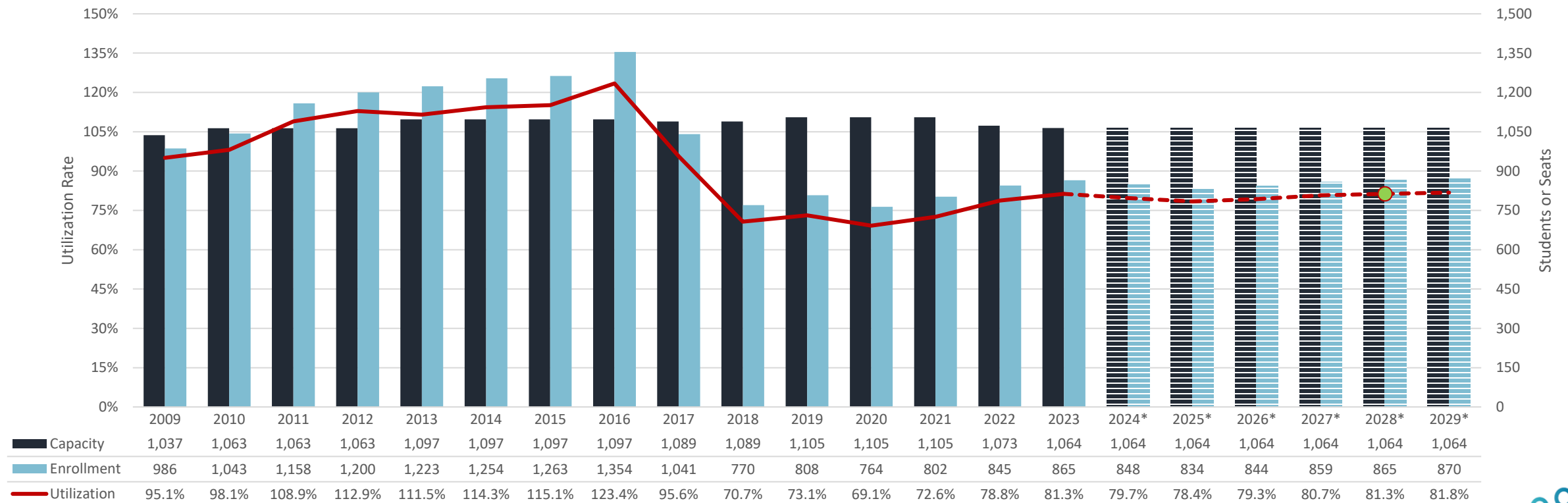
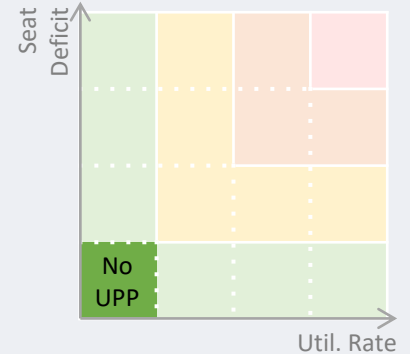
FY25 Annual School Test

Year Facility Built: 1951
Last Renovation: 1997
Gross Floor Area: 146,006 sq.ft.
Site Size: 25.1 acres
Relocatables in 2023: -

Adjacent Schools

North Bethesda MS
Thomas W. Pyle MS
Silver Creek MS

- 4-Yr Projection
 - Utilization : 81.3%
 - Seat Surplus : 199



* MCPS projection, modified according to Annual School Test guidelines (if applicable).



White Oak Middle School

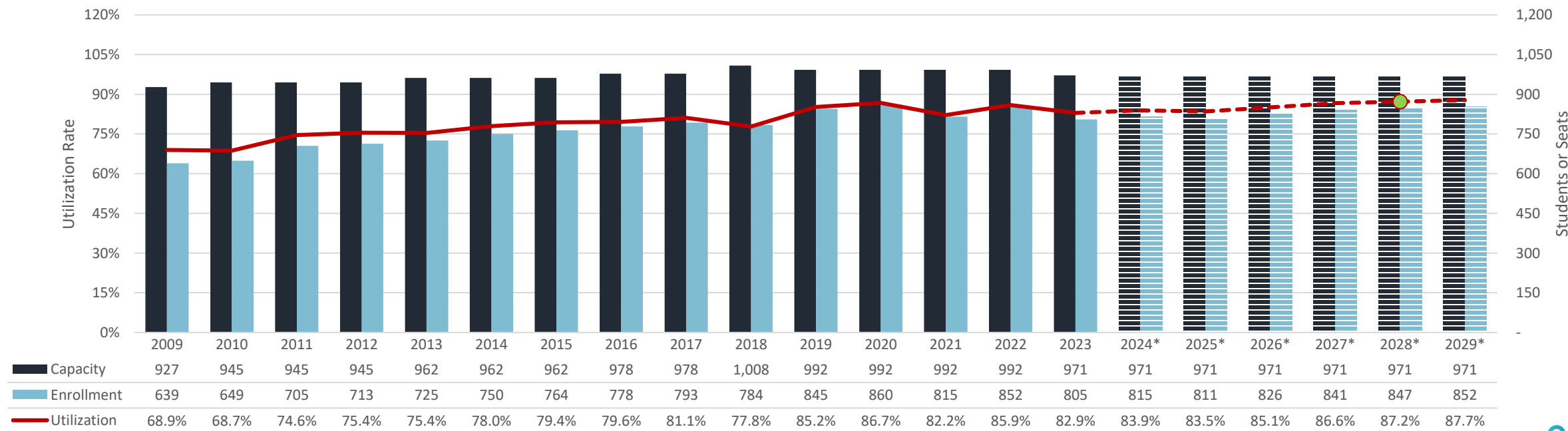
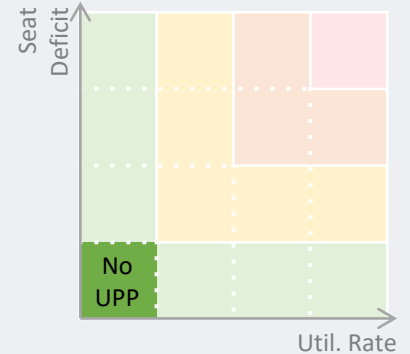
FY25 Annual School Test

Year Facility Built: 1962
Last Renovation: 1993
Gross Floor Area: 141,163 sq.ft.
Site Size: 17.3 acres
Relocatables in 2023: -

Adjacent Schools

Argyle MS Briggs Chaney MS Eastern MS	William H. Farquhar MS Francis Scott Key MS Odessa Shannon MS
---	---

- 4-Yr Projection
 - Utilization : 87.2%
 - Seat Surplus : 124



* MCPS projection, modified according to Annual School Test guidelines (if applicable).



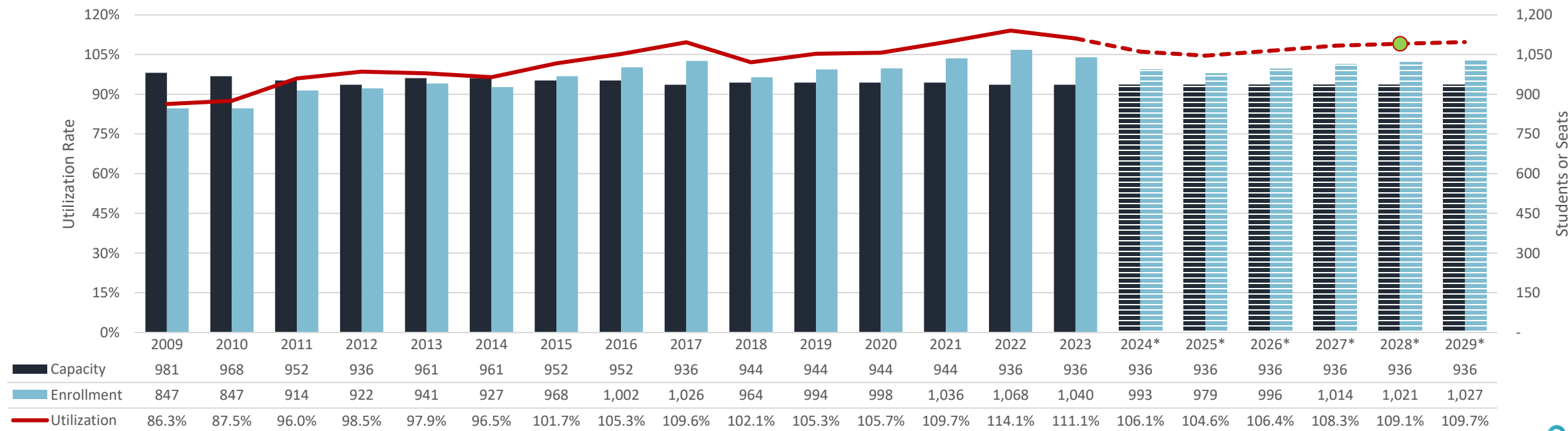
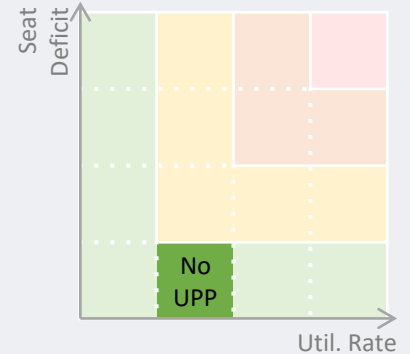
Earle B. Wood Middle School

FY25 Annual School Test

Year Facility Built:	1965
Last Renovation:	2001
Gross Floor Area:	152,588 sq.ft.
Site Size:	8.5 acres
Relocatables in 2023:	-

Adjacent Schools	
Argyle MS	Redland MS
William H. Farquhar MS	Shady Grove MS
Parkland MS	Tilden MS
Rosa Parks MS	Julius West MS

- 4-Yr Projection
 - Utilization : 109.1%
 - Seat Deficit : 85



* MCPS projection, modified according to Annual School Test guidelines (if applicable).



Individual School Utilization Report

Elementary Schools

Arcola Elementary School

FY25 Annual School Test

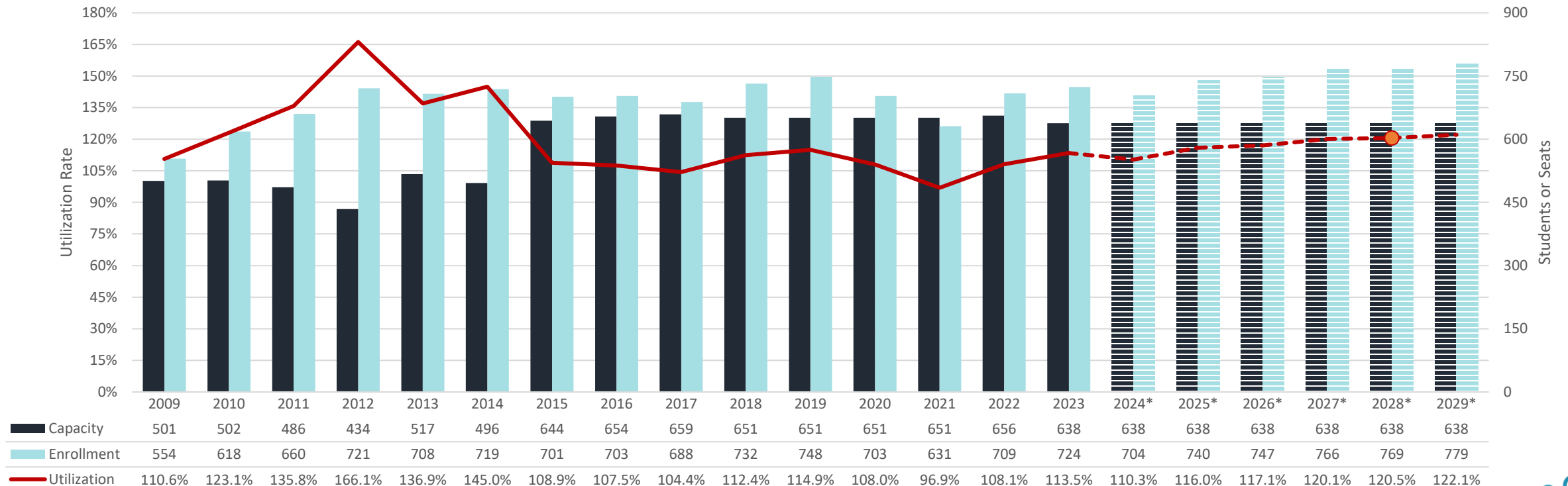
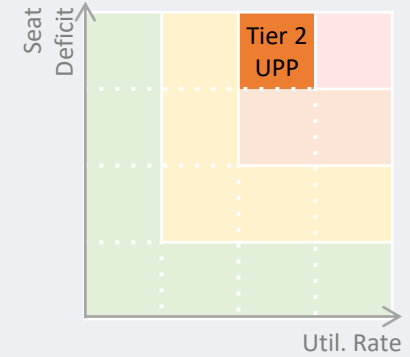
Year Facility Built: 1956
 Last Renovation: 2007 (2015 add'n)
 Gross Floor Area: 95,421 sq.ft.
 Site Size: 5 acres
 Relocatables in 2023: 4

Adjacent Schools

Forest Knolls ES
 Glen Haven ES
 Glenallan ES
 Highland ES
 Kemp Mill ES

Oakland Terrace ES
 Rock View ES
 Sargent Shriver ES
 Weller Road ES

- 4-Yr Projection
 - Utilization : 120.5%
 - Seat Deficit : 131



* MCPS projection, modified according to Annual School Test guidelines (if applicable).



Ashburton Elementary School

FY25 Annual School Test

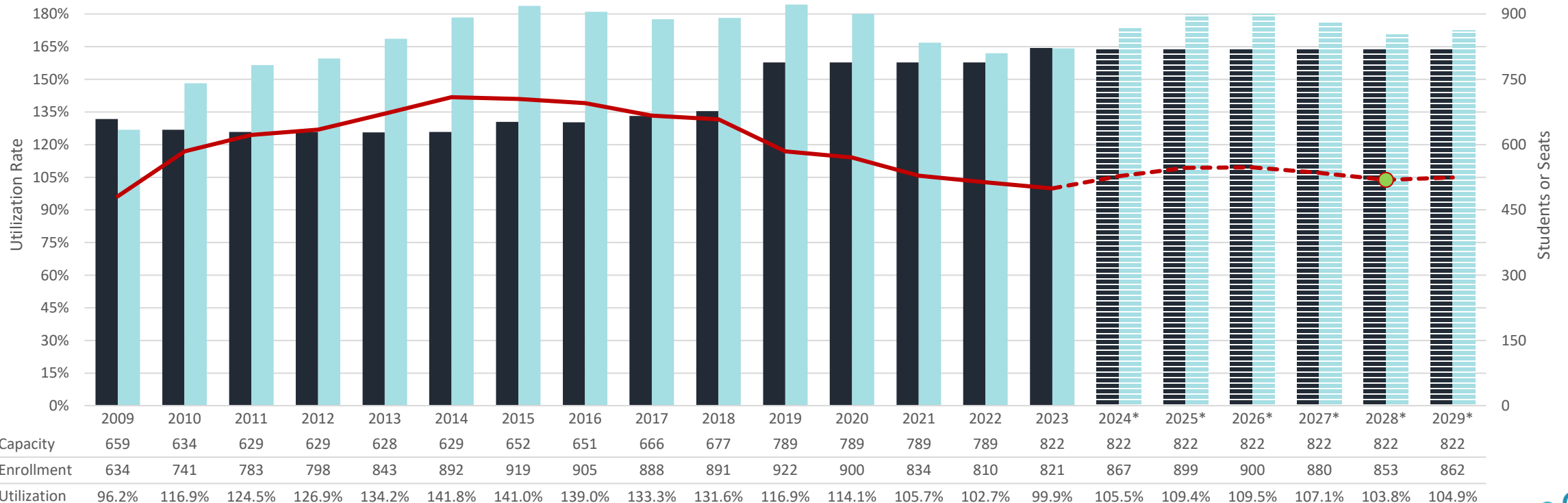
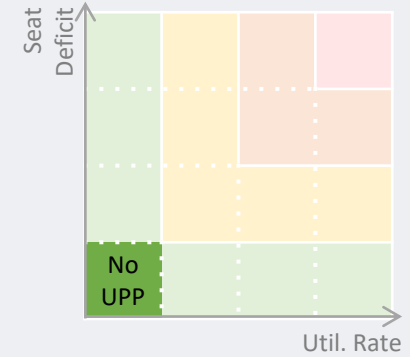
Year Facility Built: 1957
 Last Renovation: 1993 (2019 add'n)
 Gross Floor Area: 91,178 sq.ft.
 Site Size: 8.3 acres
 Relocatables in 2023: 8 (modular bldg.)

Adjacent Schools

Bells Mill ES
 Beverly Farms ES
 Burning Tree ES
 Farmland ES
 Garrett Park ES

Kensington-Parkwood ES
 Luxmanor ES
 Seven Locks ES
 Wyngate ES

- 4-Yr Projection
 - Utilization : 103.8%
 - Seat Deficit : 31



* MCPS projection, modified according to Annual School Test guidelines (if applicable).



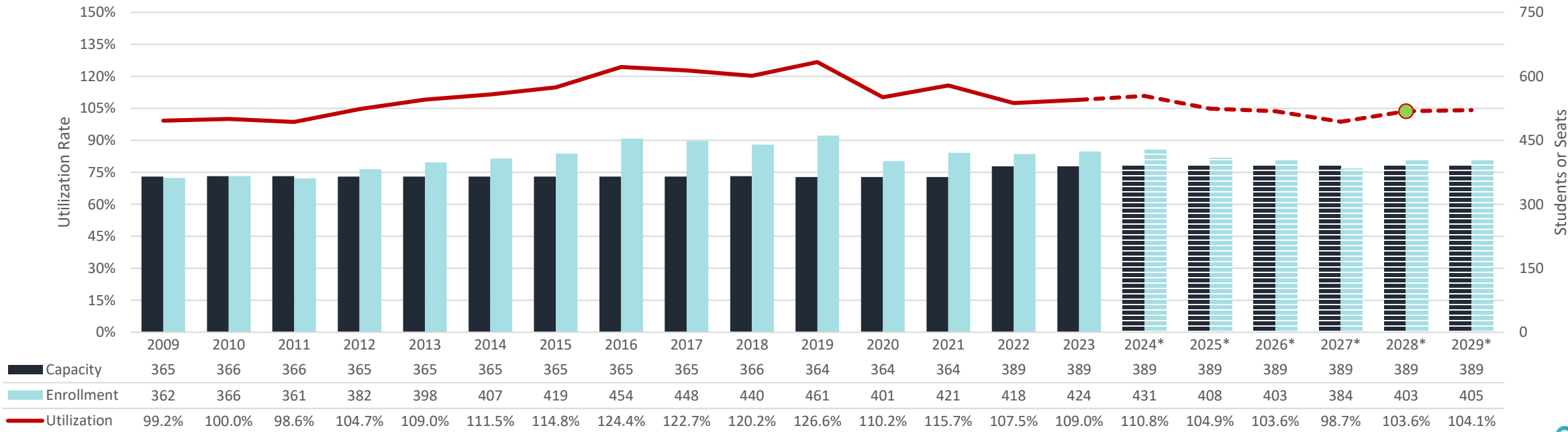
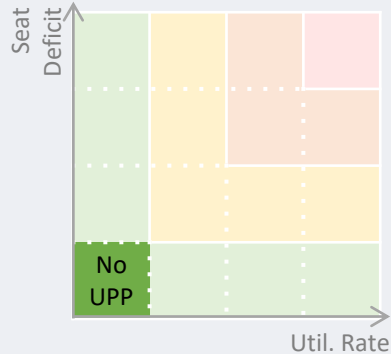
Bannockburn Elementary School

FY25 Annual School Test

Year Facility Built:	1957
Last Renovation:	1988
Gross Floor Area:	54,234 sq.ft.
Site Size:	8.3 acres
Relocatables in 2023:	2

Adjacent Schools	
Bradley Hills ES	Seven Locks ES
Burning Tree ES	Westbrook ES
Carderock Springs ES	Wood Acres ES

- 4-Yr Projection
 - Utilization : 103.6%
 - Seat Deficit : 14



* MCPS projection, modified according to Annual School Test guidelines (if applicable).



Lucy V. Barnsley Elementary School

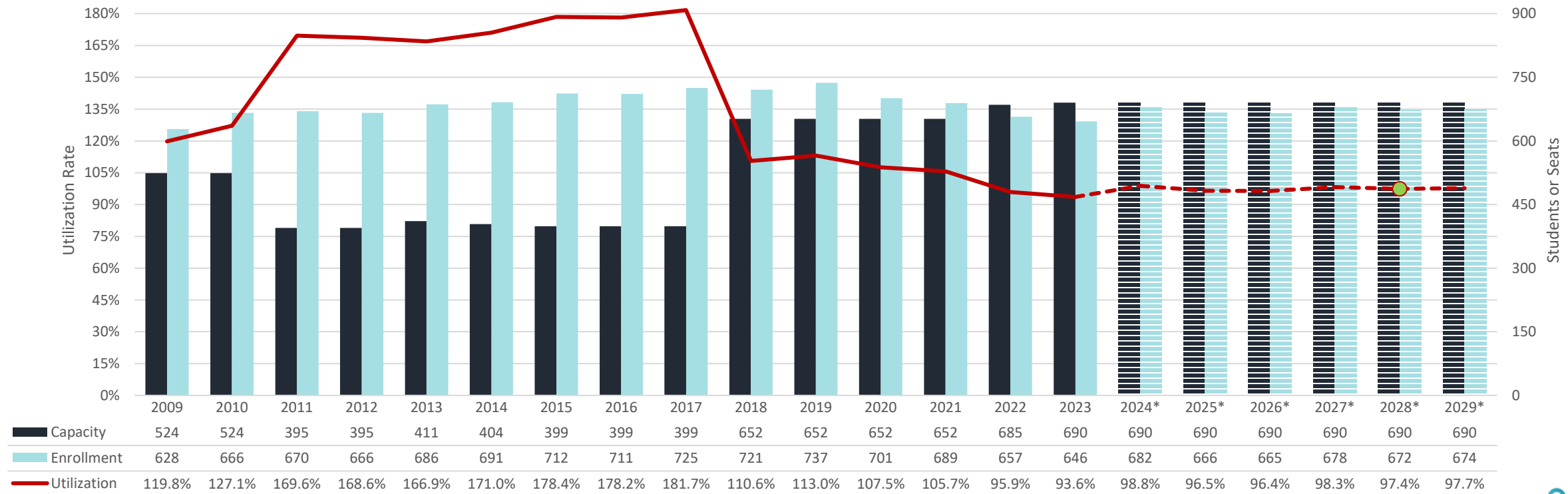
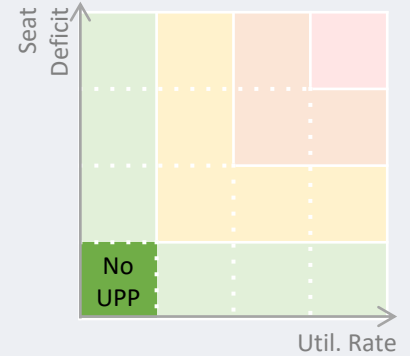
FY25 Annual School Test

Year Facility Built: 1965
Last Renovation: 1998 (2018 add'n)
Gross Floor Area: 97,524 sq.ft.
Site Size: 10 acres
Relocatables in 2023: -

Adjacent Schools

Bel Pre/Strathmore ES Brookhaven ES Flower Valley ES	Harmony Hills ES Meadow Hall ES Rock Creek Valley ES
--	--

- 4-Yr Projection
 - Utilization : 97.4%
 - Seat Surplus : 18



* MCPS projection, modified according to Annual School Test guidelines (if applicable).



Beall Elementary School

FY25 Annual School Test

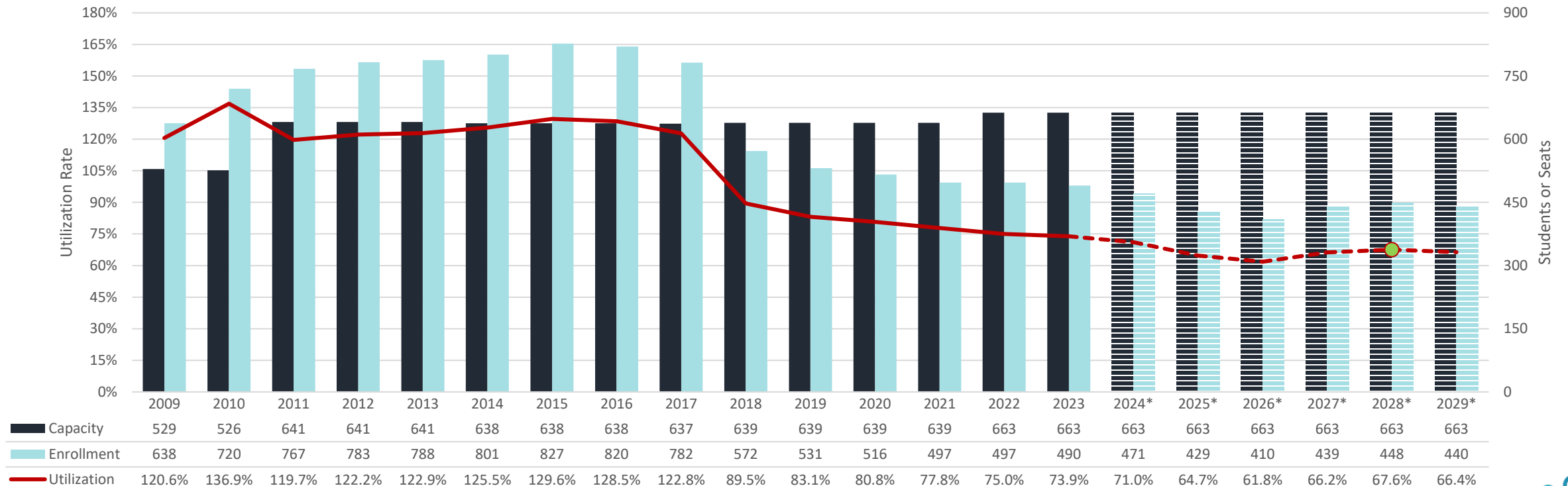
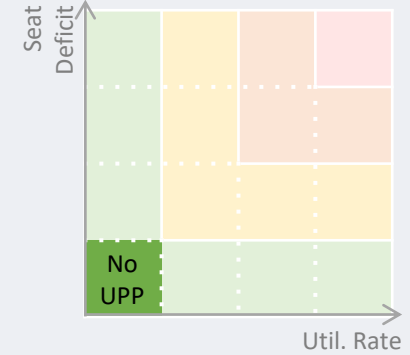
Year Facility Built: 1954
 Last Renovation: 1991
 Gross Floor Area: 79,477 sq.ft.
 Site Size: 8.4 acres
 Relocatables in 2023: -

Adjacent Schools

College Gardens ES
 Fallsmead ES
 Maryvale ES
 Meadow Hall ES

Ritchie Park ES
 Bayard Rustin ES
 Twinbrook ES

- 4-Yr Projection
 - Utilization : 67.6%
 - Seat Surplus : 215



* MCPS projection, modified according to Annual School Test guidelines (if applicable).



Bel Pre/Strathmore Elementary School

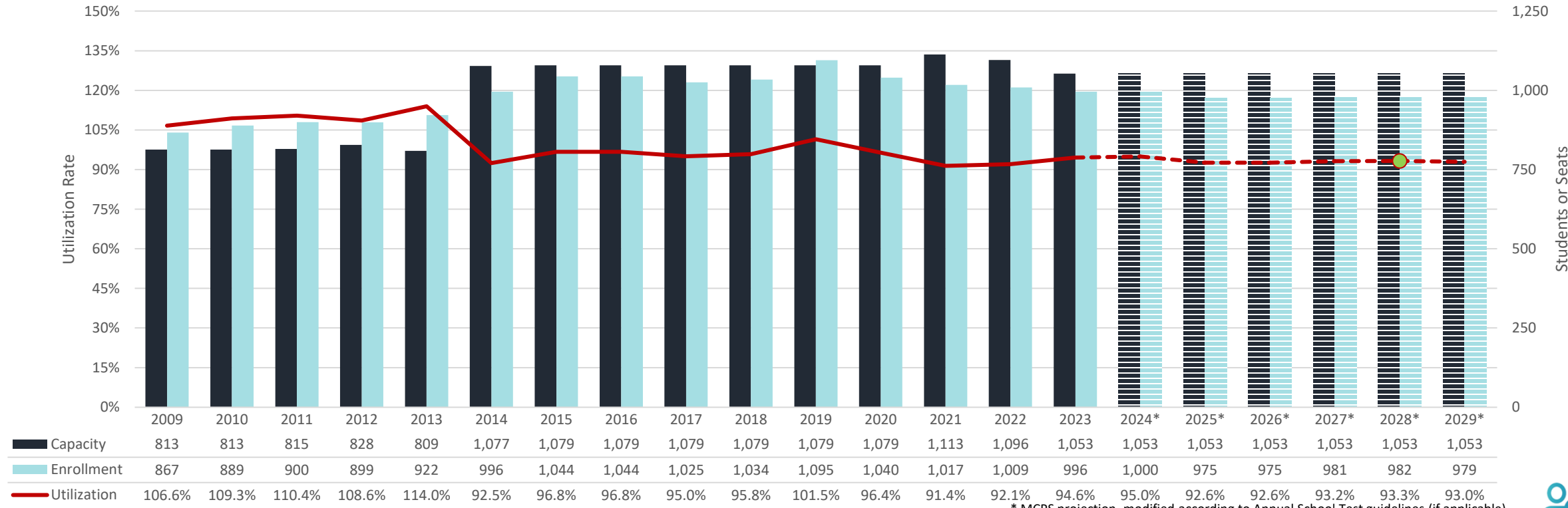
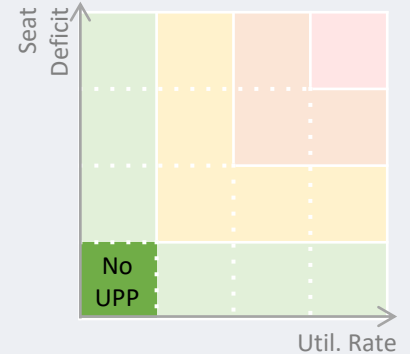
FY25 Annual School Test

	<u>Bel Pre</u>	/	<u>Strathmore</u>
Year Facility Built:	1968	/	1970
Last Renovation:	2014	/	-
GSF:	95,330 sq.ft.	/	59,497 sq.ft.
Site Size:	8.9 acres	/	10.8 acres
Relocatables in 2023:	-	/	-

Adjacent Schools

<ul style="list-style-type: none"> Lucy V. Barnsley ES Brookhaven ES Flower Valley ES Georgian Forest ES 	<ul style="list-style-type: none"> Glenallan ES Harmony Hills ES Stonegate ES Westover ES
--	---

- 4-Yr Projection
 - Utilization : 93.3%
 - Seat Surplus : 71



* MCPS projection, modified according to Annual School Test guidelines (if applicable).



Bells Mill Elementary School

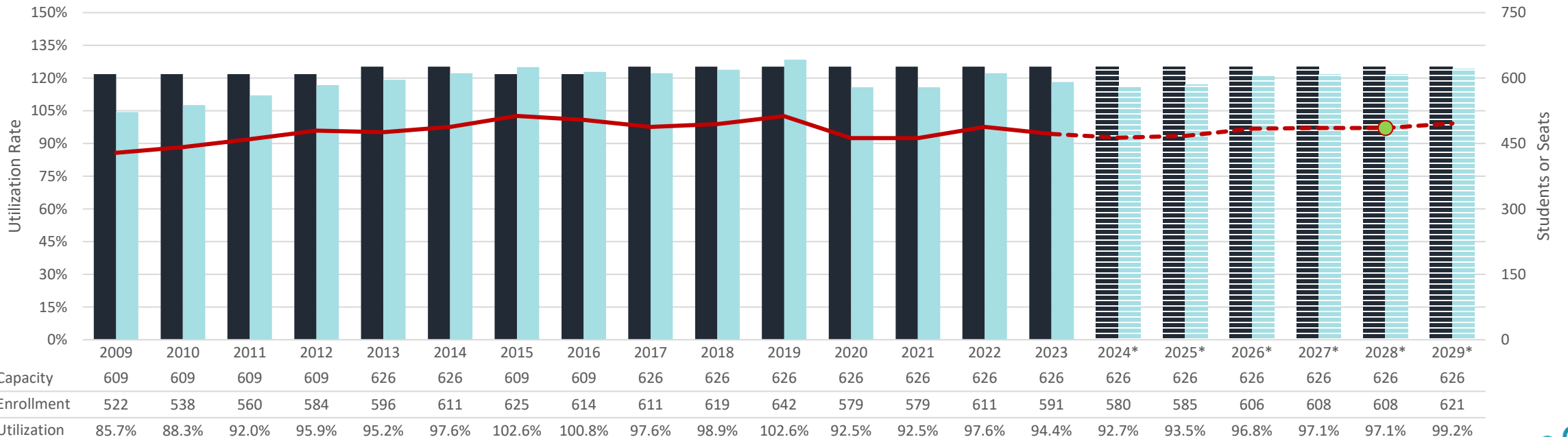
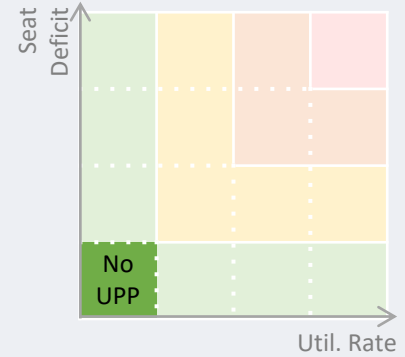
FY25 Annual School Test

Year Facility Built: 1968
 Last Renovation: 2009
 Gross Floor Area: 77,244 sq.ft.
 Site Size: 9.6 acres
 Relocatables in 2023: -

Adjacent Schools

Ashburton ES
 Beverly Farms ES
 Potomac ES
 Seven Locks ES
 Wayside ES

- 4-Yr Projection
 - Utilization : 97.1%
 - Seat Surplus : 18



* MCPS projection, modified according to Annual School Test guidelines (if applicable).



Belmont Elementary School

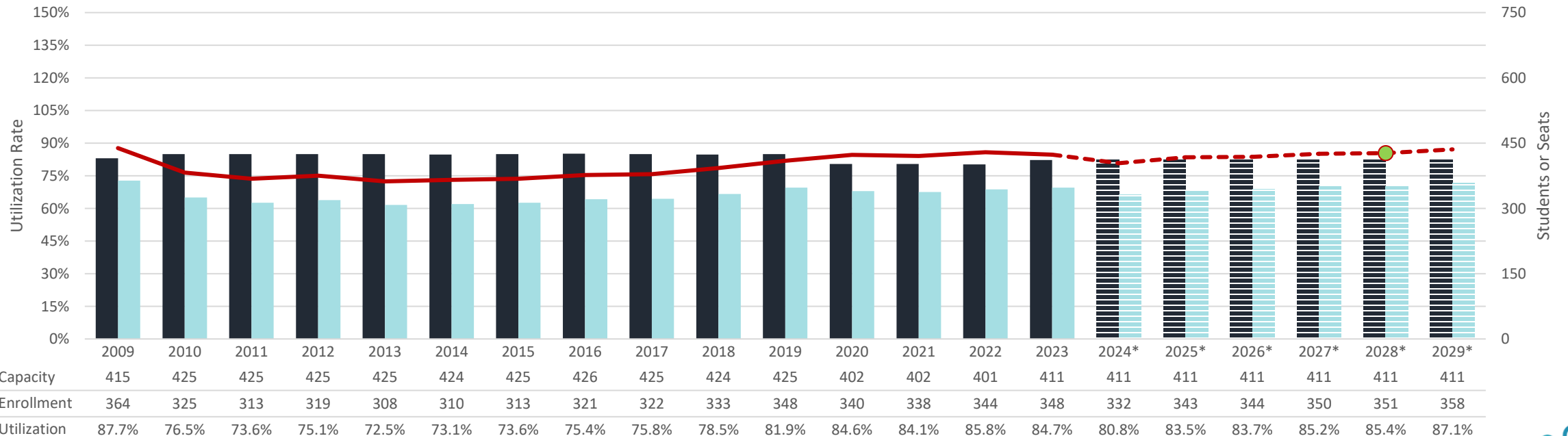
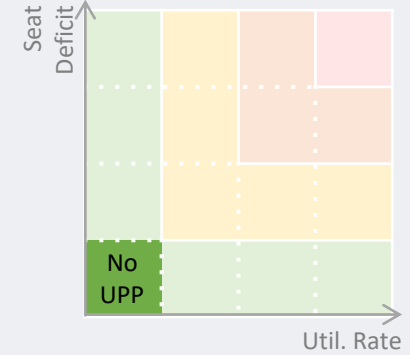
FY25 Annual School Test

Year Facility Built: 1974
 Last Renovation: -
 Gross Floor Area: 49,279 sq.ft.
 Site Size: 10.5 acres
 Relocatables in 2023: 1

Adjacent Schools

Cashell ES
 Greenwood ES
 Laytonsville ES
 Olney ES
 Sequoyah ES

- 4-Yr Projection
 - Utilization : 85.4%
 - Seat Surplus : 60



* MCPS projection, modified according to Annual School Test guidelines (if applicable).



Bethesda Elementary School

FY25 Annual School Test

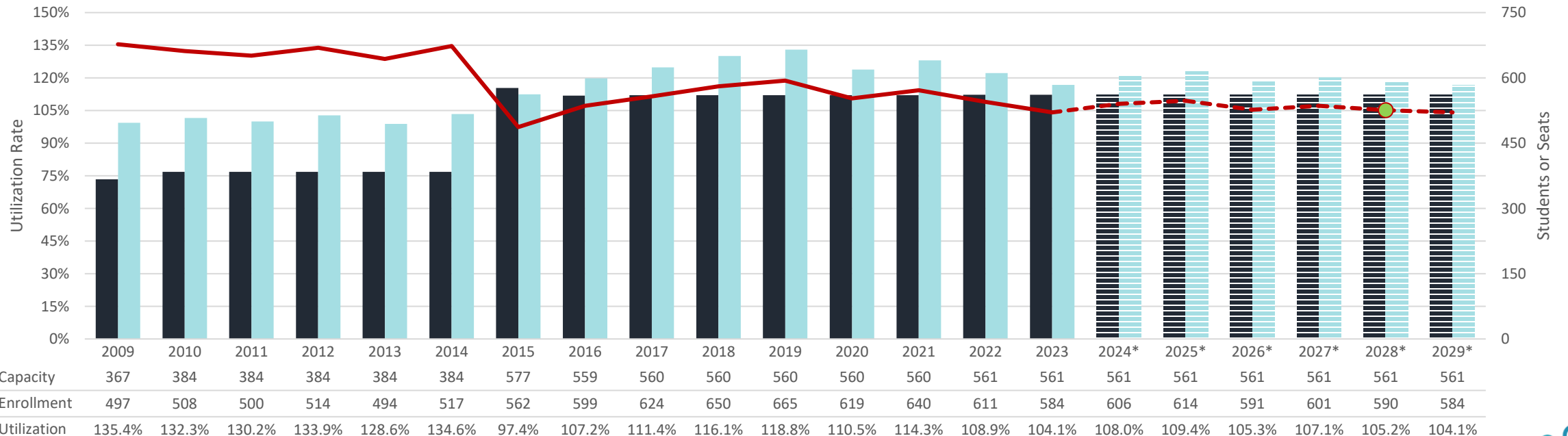
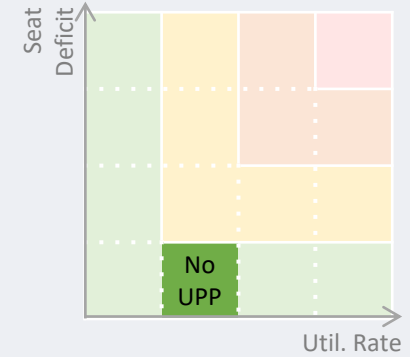
Year Facility Built: 1952
Last Renovation: 1999 (2015 add'n)
Gross Floor Area: 75,421 sq.ft.
Site Size: 7.9 acres
Relocatables in 2023: 4

Adjacent Schools

Bradley Hills ES
 Rosemary Hills/Chevy Chase ES
 Rosemary Hills/N. Chevy Chase ES

Somerset ES
 Westbrook ES
 Wyngate ES

- 4-Yr Projection
 - Utilization : 105.2%
 - Seat Deficit : 29



* MCPS projection, modified according to Annual School Test guidelines (if applicable).



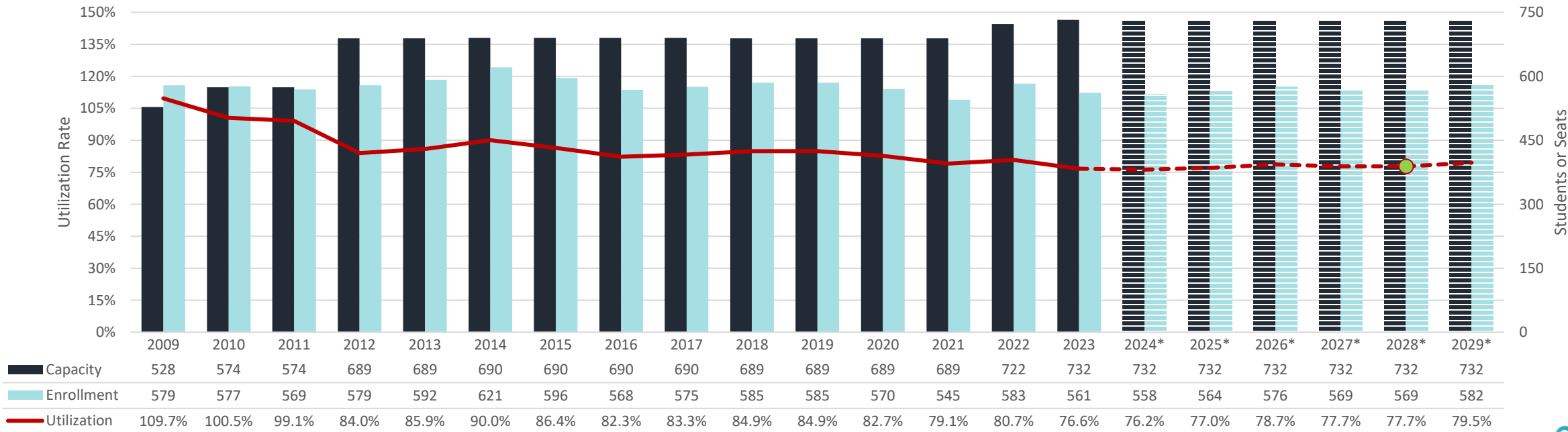
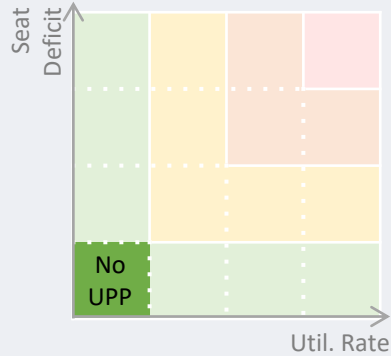
Beverly Farms Elementary School

FY25 Annual School Test

Year Facility Built: 1965
Last Renovation: 2012
Gross Floor Area: 98,916 sq.ft.
Site Size: 5 acres
Relocatables in 2023: -

Adjacent Schools
 Ashburton ES
 Bells Mill ES
 Cold Spring ES
 Farmland ES
 Luxmanor ES
 Ritchie Park ES
 Bayard Rustin ES
 Wayside ES

- 4-Yr Projection
 - Utilization : 77.7%
 - Seat Surplus : 163



* MCPS projection, modified according to Annual School Test guidelines (if applicable).



Bradley Hills Elementary School

FY25 Annual School Test

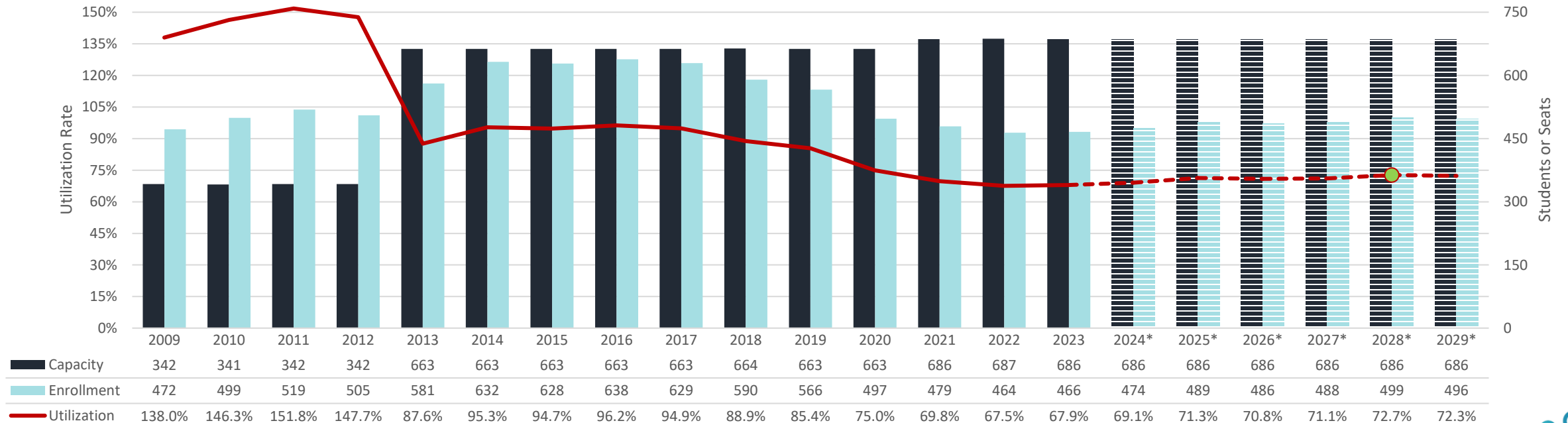
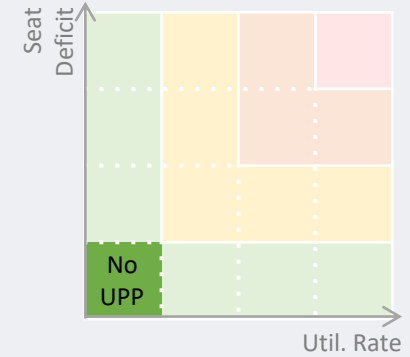
Year Facility Built: 1951
 Last Renovation: 1984 (2013 add'n)
 Gross Floor Area: 76,745 sq.ft.
 Site Size: 6.7 acres
 Relocatables in 2023: -

Adjacent Schools

Bannockburn ES
 Bethesda ES
 Burning Tree ES

Westbrook ES
 Wood Acres ES
 Wyngate ES

- 4-Yr Projection
 - Utilization : 72.7%
 - Seat Surplus : 187



* MCPS projection, modified according to Annual School Test guidelines (if applicable).



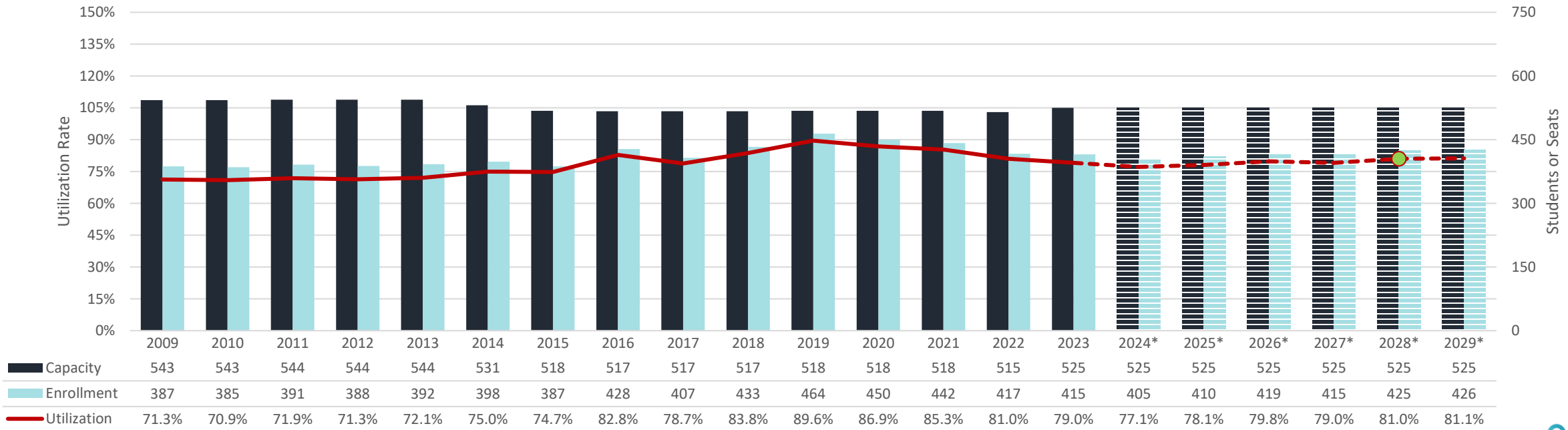
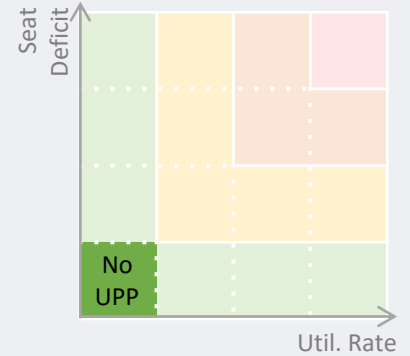
Brooke Grove Elementary School

FY25 Annual School Test

Year Facility Built:	1990
Last Renovation:	-
Gross Floor Area:	73,080 sq.ft.
Site Size:	11 acres
Relocatables in 2023:	-

<h3>Adjacent Schools</h3> <ul style="list-style-type: none"> <li style="margin-bottom: 5px;">Greenwood ES <li style="margin-bottom: 5px;">Olney ES <li style="margin-bottom: 5px;">Sherwood ES

- 4-Yr Projection
 - Utilization : 81.0%
 - Seat Surplus : 100



* MCPS projection, modified according to Annual School Test guidelines (if applicable).



Brookhaven Elementary School

FY25 Annual School Test

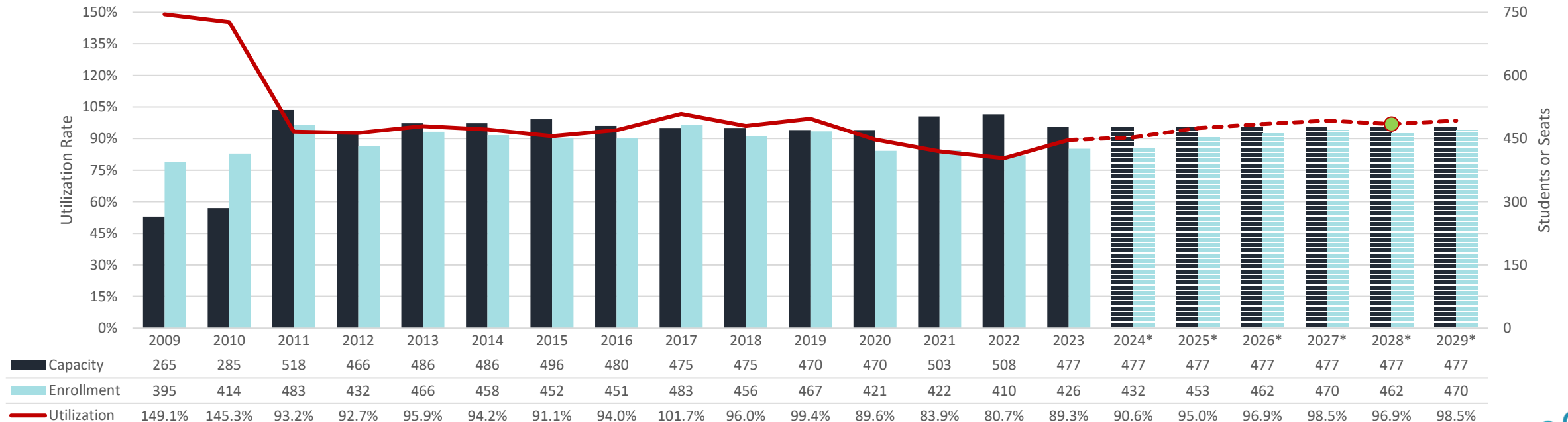
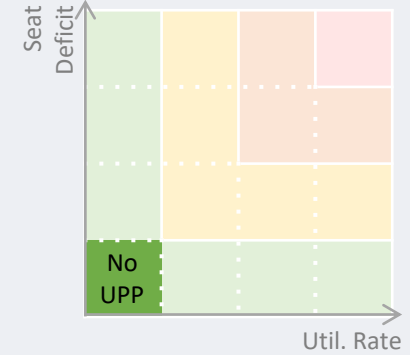
Year Facility Built: 1961
 Last Renovation: 1995 (2011 add'n)
 Gross Floor Area: 81,320 sq.ft.
 Site Size: 8.6 acres
 Relocatables in 2023: -

Adjacent Schools

Lucy V. Barnsley ES
 Bel Pre/Strathmore ES
 Flower Valley ES
 Georgian Forest ES

Harmony Hills ES
 Rock Creek Valley ES
 Wheaton Woods ES

- 4-Yr Projection
 - Utilization : 96.9%
 - Seat Surplus : 15



* MCPS projection, modified according to Annual School Test guidelines (if applicable).



Brown Station Elementary School

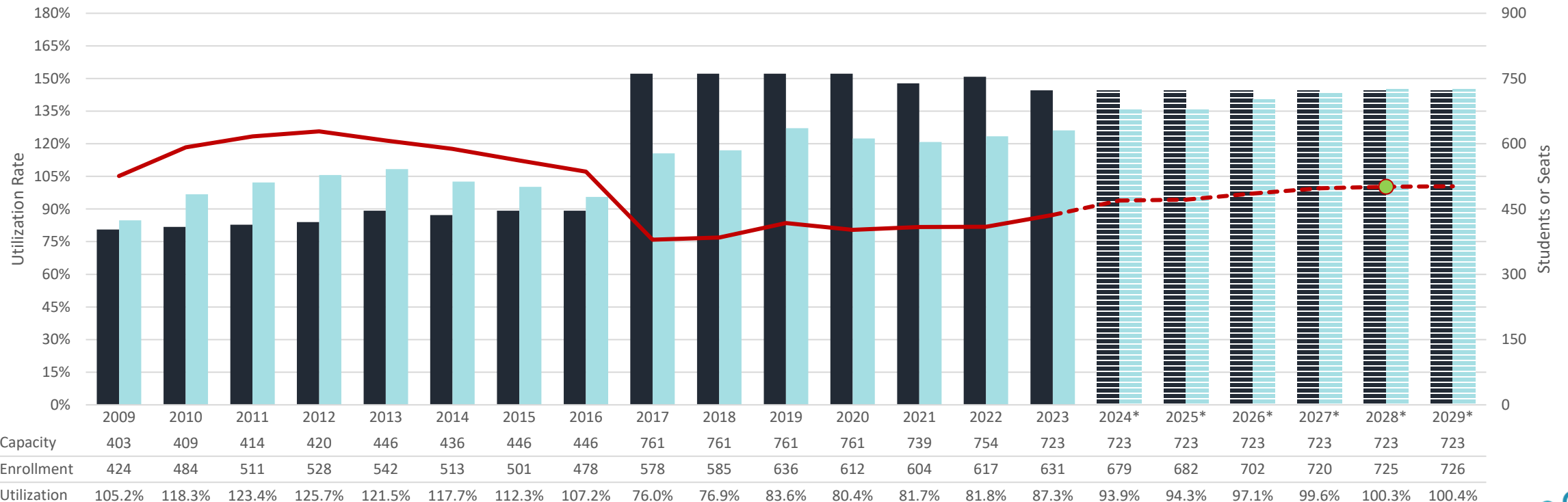
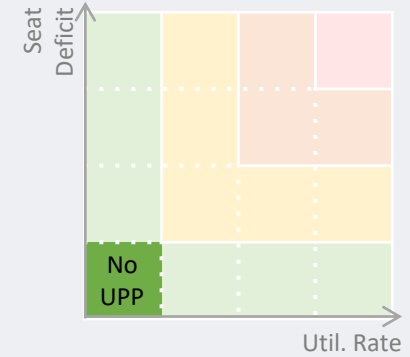
FY24 Annual School Test

Year Facility Built: 1969
 Last Renovation: 2017
 Gross Floor Area: 113,998 sq.ft.
 Site Size: 9 acres
 Relocatables in 2023: -

Adjacent Schools

Rachel Carson ES	S. Christa McAuliffe
Clopper Mill ES	Rosemont ES
Diamond ES	South Lake ES
Great Seneca Creek ES	Watkins Mill ES
Thurgood Marshall ES	

- 4-Yr Projection
 - Utilization : 100.3%
 - Seat Deficit : 2



* MCPS projection, modified according to Annual School Test guidelines (if applicable).



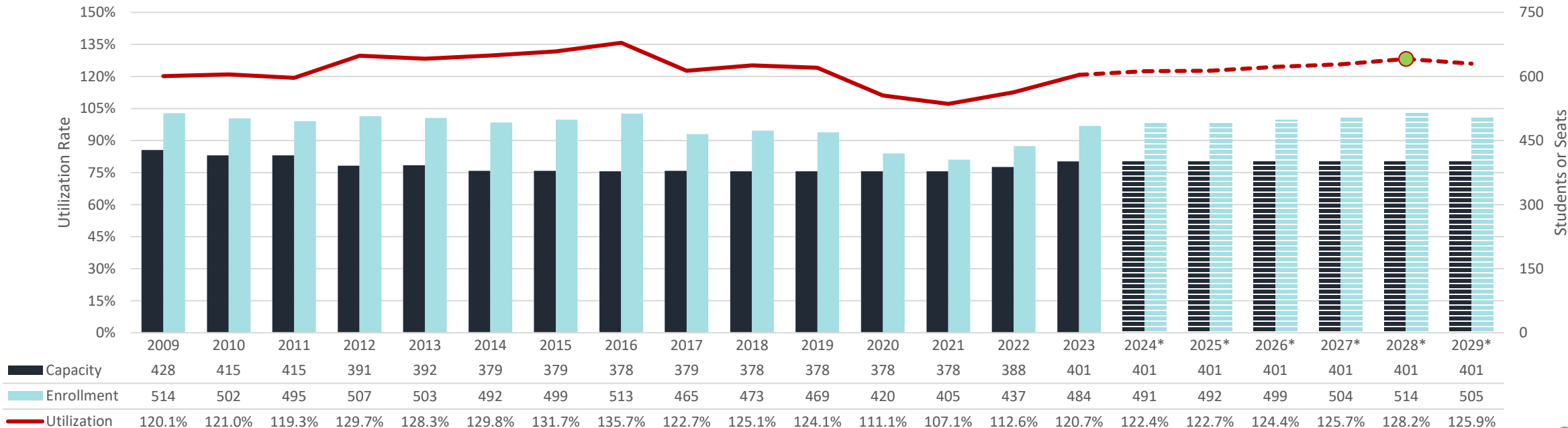
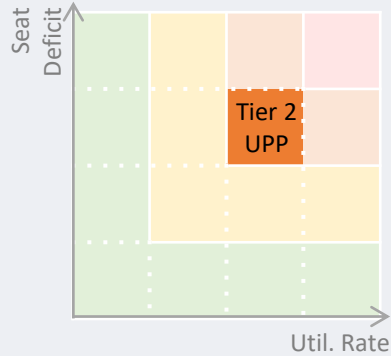
Burning Tree Elementary School

FY25 Annual School Test

Year Facility Built:	1958
Last Renovation:	1991
Gross Floor Area:	68,119 sq.ft.
Site Size:	6.8 acres
Relocatables in 2023:	3

Adjacent Schools	
Ashburton ES	Seven Locks ES
Bannockburn ES	Wood Acres ES
Bradley Hills ES	Wyngate ES

- 4-Yr Projection
 - Utilization : 128.2%
 - Seat Deficit : 113



* MCPS projection, modified according to Annual School Test guidelines (if applicable).



Burnt Mills Elementary School

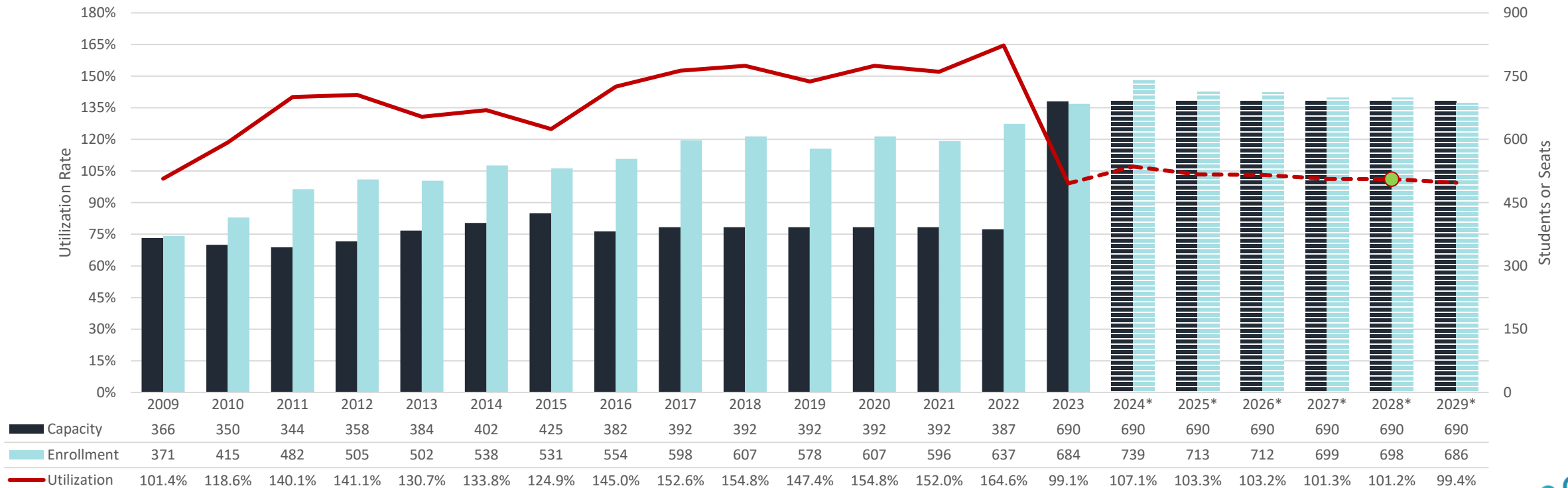
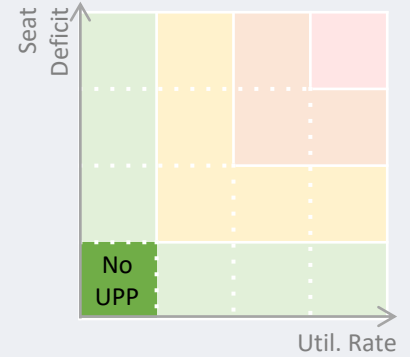
FY25 Annual School Test

Year Facility Built: 1964
Last Renovation: 2023
Gross Floor Area: 94,398 sq.ft.
Site Size: 15.1 acres
Relocatables in 2023: -

Adjacent Schools

Fairland ES	Kemp Mill ES
Forest Knolls ES	Montgomery Knolls/Pine Crest ES
Galway ES	Roscoe R. Nix/Cresthaven ES
Jackson Road ES	

- 4-Yr Projection
 - Utilization : 101.2%
 - Seat Deficit : 8



* MCPS projection, modified according to Annual School Test guidelines (if applicable).



Burtonsville Elementary School

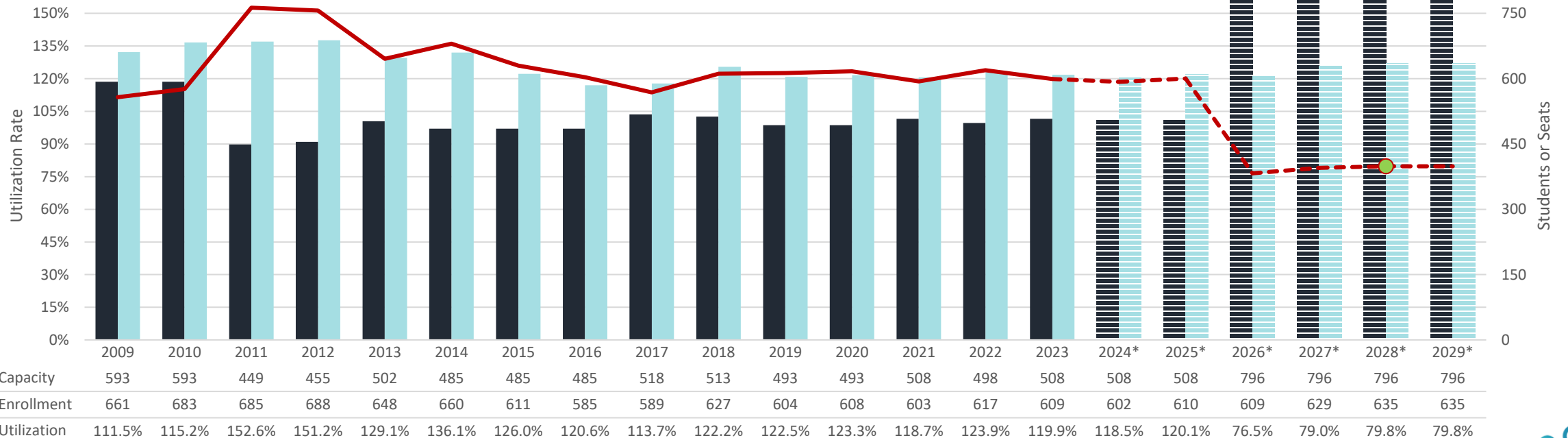
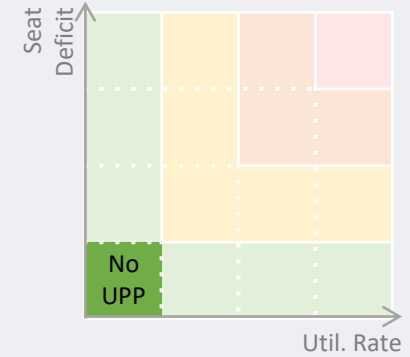
FY25 Annual School Test

Year Facility Built: 1952
 Last Renovation: 1993
 Gross Floor Area: 71,349 sq.ft.
 Site Size: 11.9 acres
 Relocatables in 2023: 6

Adjacent Schools

Cloverly ES
 Greencastle ES

- 4-Yr Projection
 - Utilization : 79.8%
 - Seat Surplus : 161



* MCPS projection, modified according to Annual School Test guidelines (if applicable).



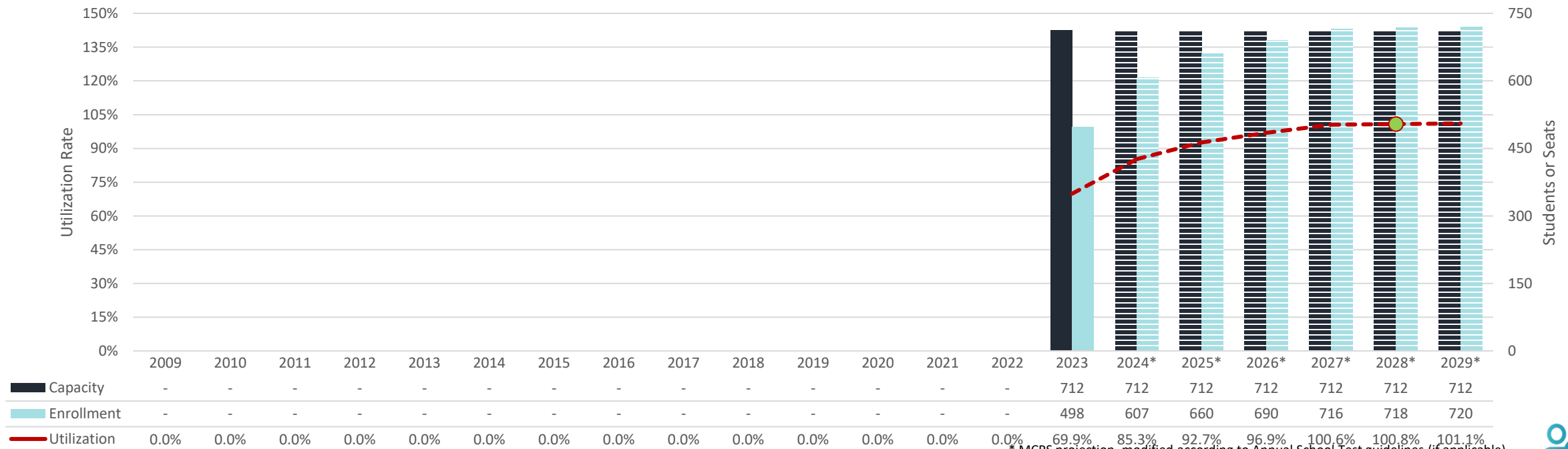
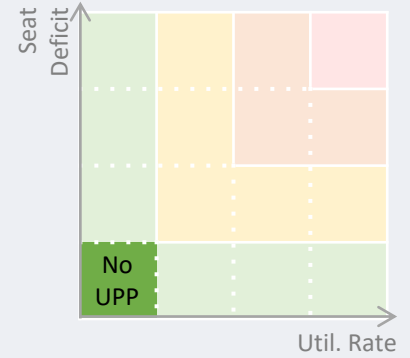
Cabin Branch Elementary School

FY25 Annual School Test

Year Facility Built:	2023
Last Renovation:	-
Gross Floor Area:	95,327 sq.ft.
Site Size:	9.6 acres
Relocatables in 2023:	-

Adjacent Schools
Clarksburg ES William B. Gibbs Jr. ES Monocacy ES

- 4-Yr Projection
 - Utilization : 100.8%
 - Seat Deficit : 6



Candlewood Elementary School

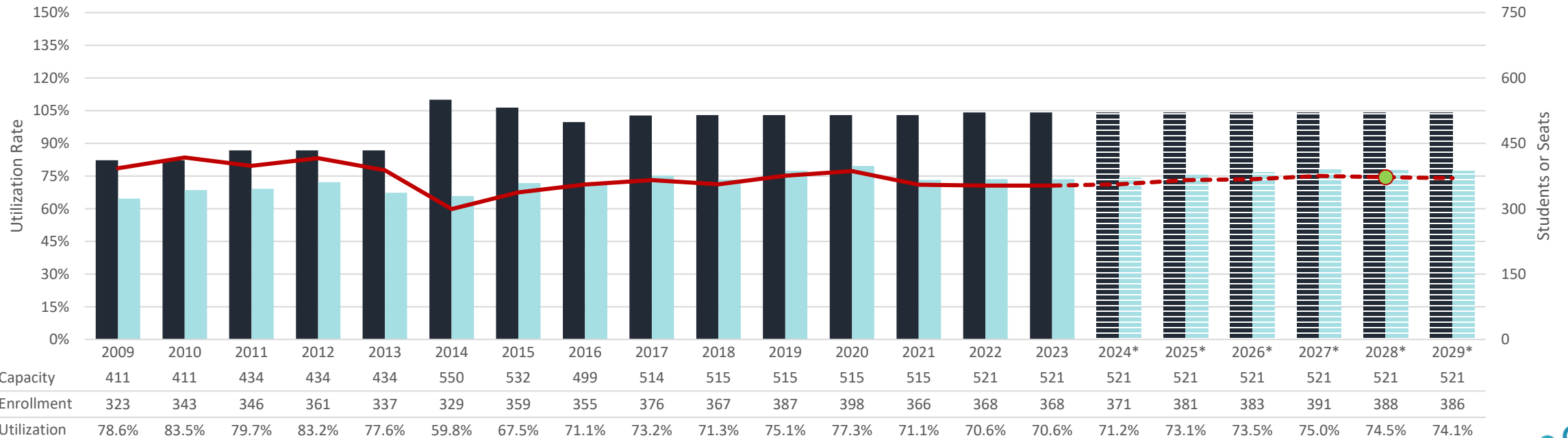
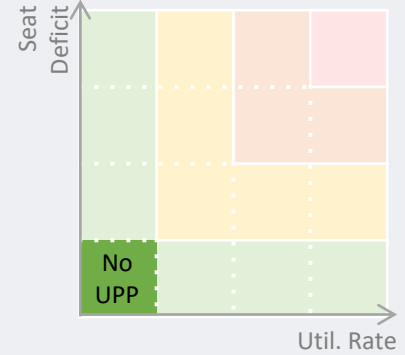
FY25 Annual School Test

Year Facility Built: 1968
 Last Renovation: 2015
 Gross Floor Area: 82,222 sq.ft.
 Site Size: 11.8 acres
 Relocatables in 2023: -

Adjacent Schools

College Gardens ES Sequoyah ES
 Maryvale ES Washington Grove ES
 Mill Creek Towne ES

- 4-Yr Projection
 - Utilization : 74.5%
 - Seat Surplus : 133



* MCPS projection, modified according to Annual School Test guidelines (if applicable).



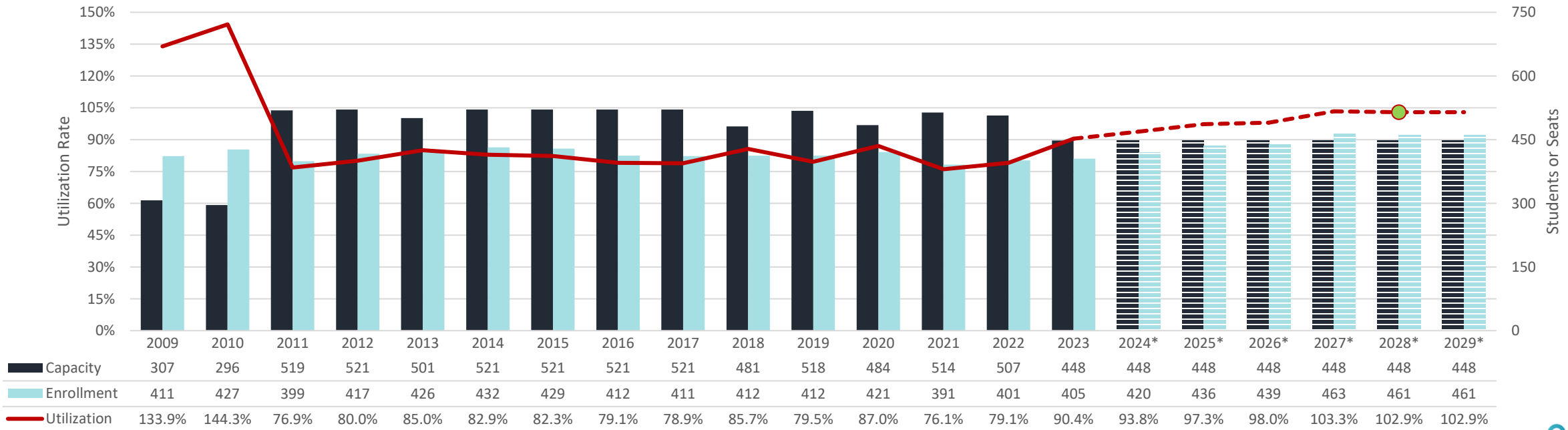
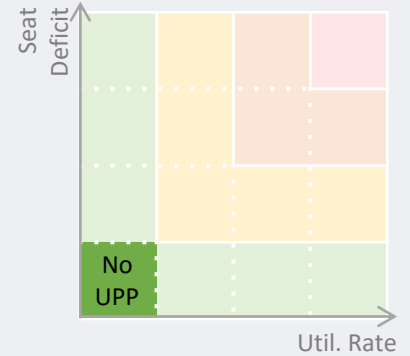
Cannon Road Elementary School

FY25 Annual School Test

Year Facility Built:	1967
Last Renovation:	2012
Gross Floor Area:	83,377 sq.ft.
Site Size:	4.4 acres
Relocatables in 2023:	-

Adjacent Schools	
Dr. Charles R. Drew ES Fairland ES Jackson Road ES	Roscoe R. Nix/Cresthaven ES William T. Page ES Westover ES

- 4-Yr Projection
 - Utilization : 102.9%
 - Seat Deficit : 13



* MCPS projection, modified according to Annual School Test guidelines (if applicable).



Carderock Springs Elementary School

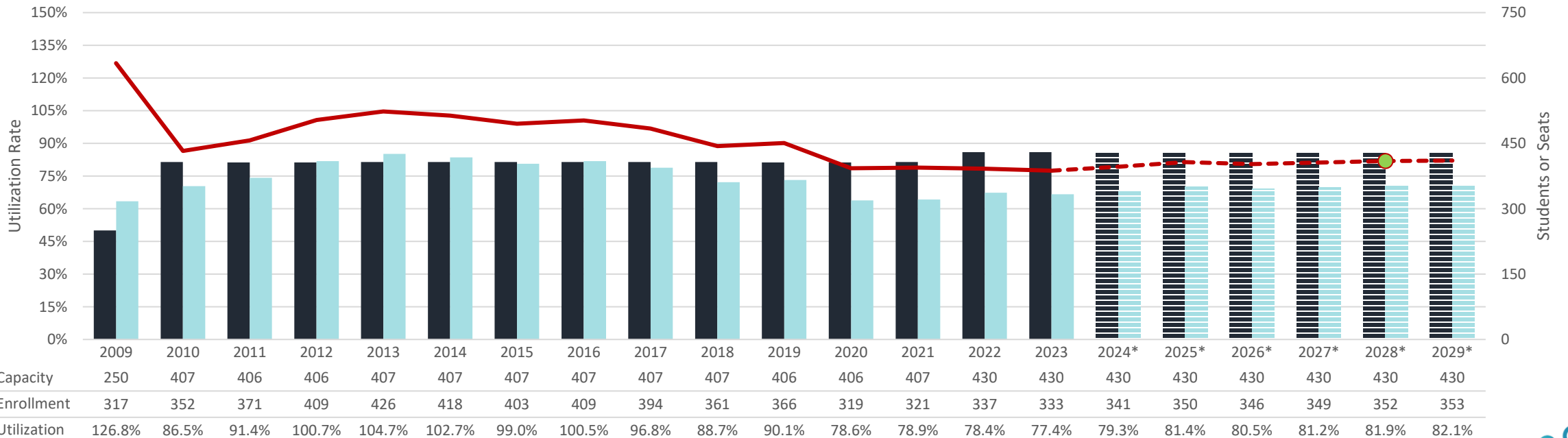
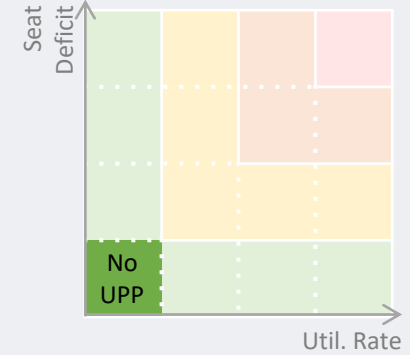
FY25 Annual School Test

Year Facility Built: 1966
 Last Renovation: 2010
 Gross Floor Area: 75,351 sq.ft.
 Site Size: 9 acres
 Relocatables in 2023: -

Adjacent Schools

Bannockburn ES
 Potomac ES
 Seven Locks ES

- 4-Yr Projection
 - Utilization : 81.9%
 - Seat Surplus : 78



* MCPS projection, modified according to Annual School Test guidelines (if applicable).



Rachel Carson Elementary School

FY25 Annual School Test

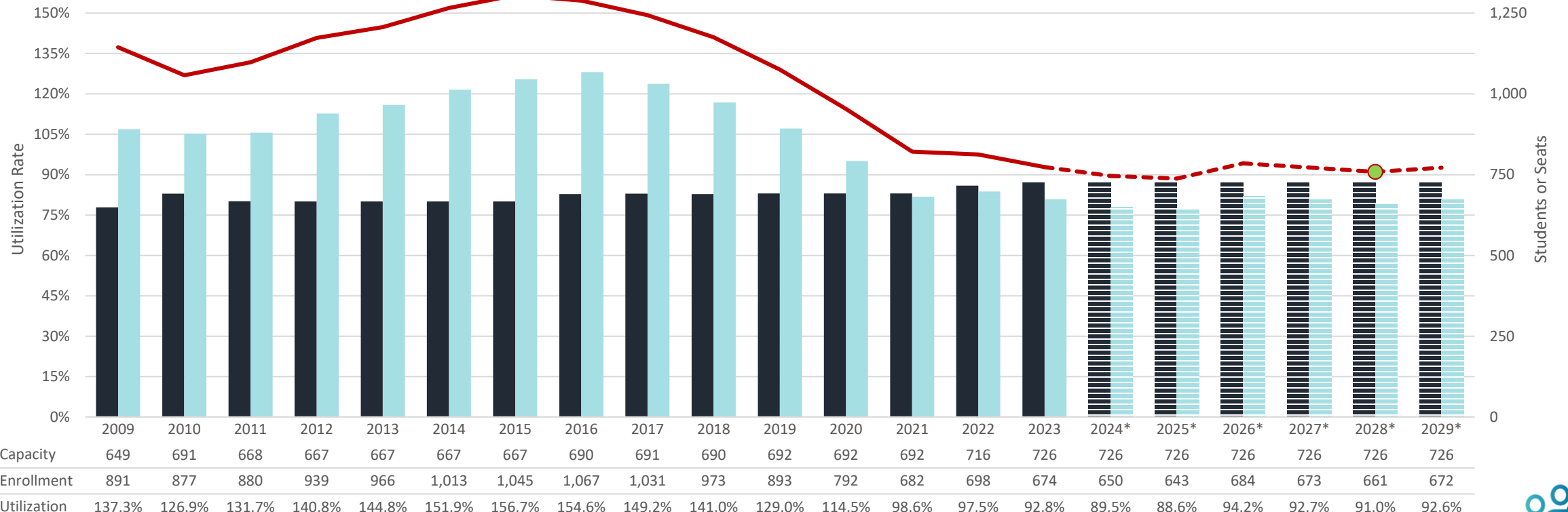
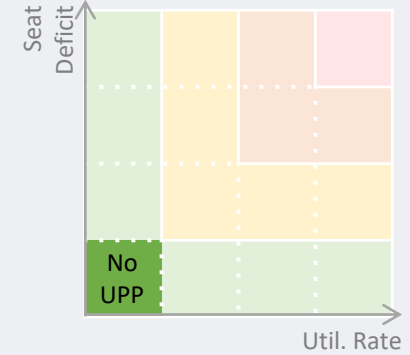
Year Facility Built: 1990
 Last Renovation: -
 Gross Floor Area: 78,547 sq.ft.
 Site Size: 12.4 acres
 Relocatables in 2023: -

Adjacent Schools

Brown Station ES
 Diamond ES
 DuFief ES
 Fields Road ES

Jones Lane ES
 Thurgood Marshall ES
 Rosemont ES
 Summit Hall ES

- 4-Yr Projection
 - Utilization : 91.0%
 - Seat Surplus : 65



* MCPS projection, modified according to Annual School Test guidelines (if applicable).



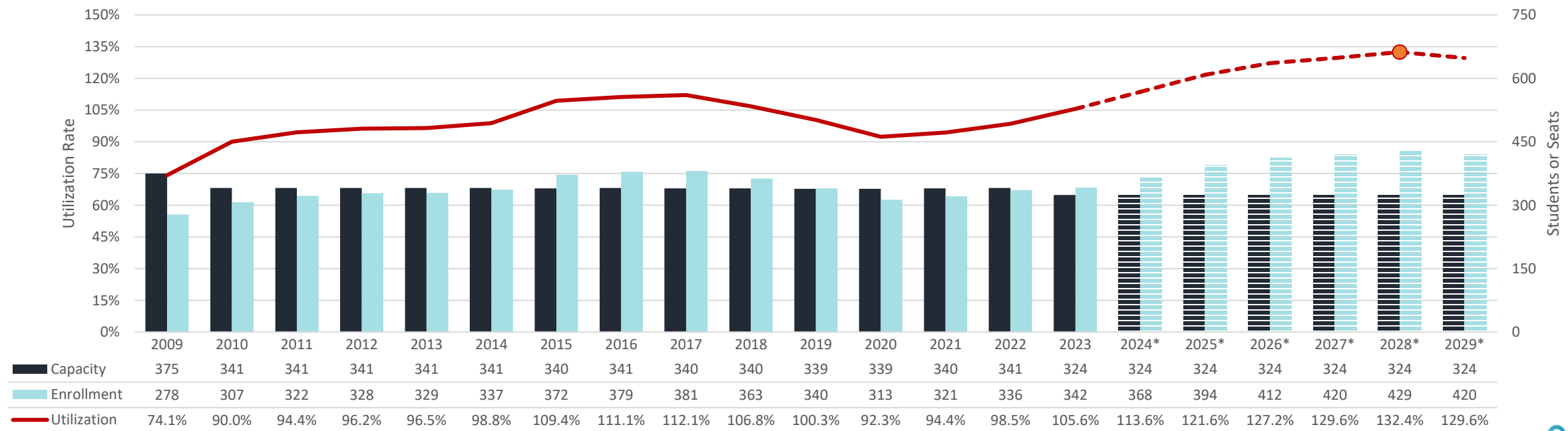
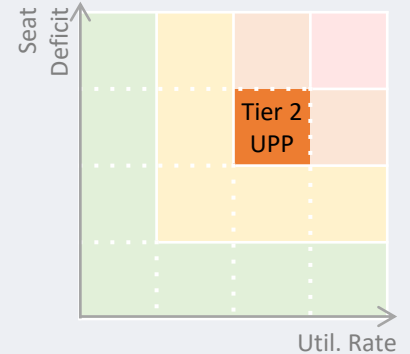
Cashell Elementary School

FY25 Annual School Test

Year Facility Built:	1969
Last Renovation:	2009
Gross Floor Area:	71,171 sq.ft.
Site Size:	10.2 acres
Relocatables in 2023:	2

Adjacent Schools
Belmont ES
Flower Valley ES
Olney ES
Sequoyah ES
Sherwood ES

- 4-Yr Projection
 - Utilization : 132.4%
 - Seat Deficit : 105



* MCPS projection, modified according to Annual School Test guidelines (if applicable).



Cedar Grove Elementary School

FY25 Annual School Test

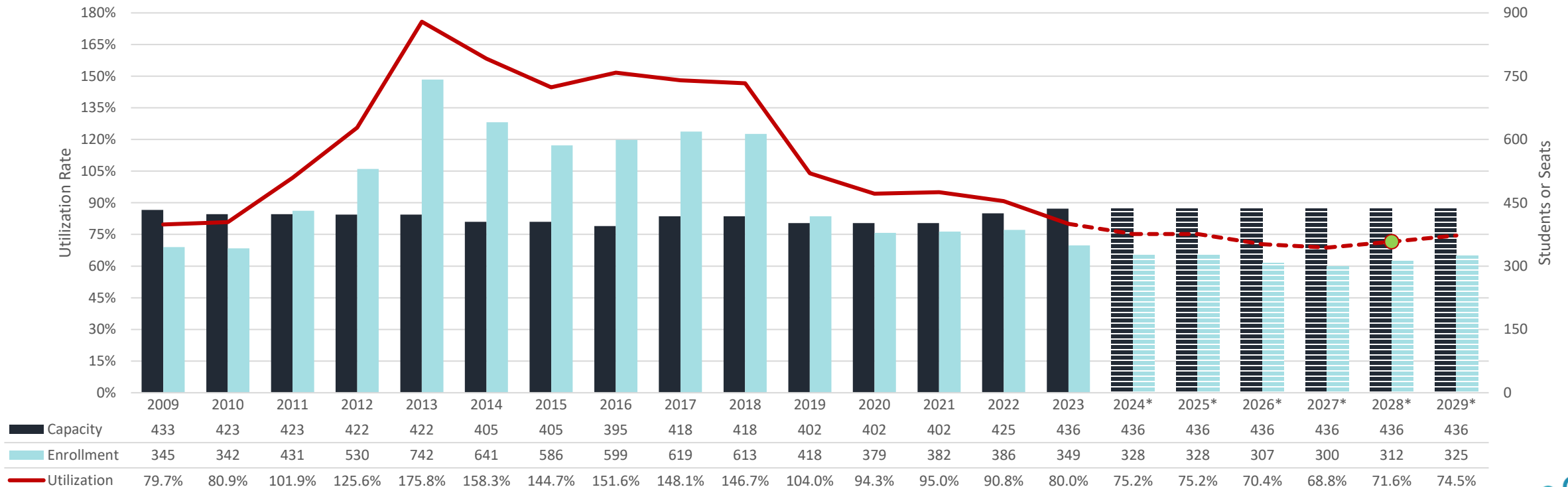
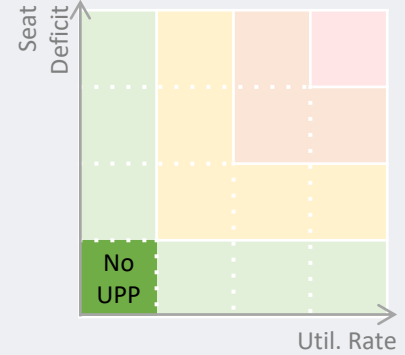
Year Facility Built: 1960
 Last Renovation: 1987
 Gross Floor Area: 57,037 sq.ft.
 Site Size: 10.1 acres
 Relocatables in 2023: -

Adjacent Schools

Damascus ES
 William B. Gibbs Jr. ES
 Laytonsville ES
 Little Bennett ES

Lois P. Rockwell ES
 Snowden Farm ES
 Wilson Wims ES
 Woodfield ES

- 4-Yr Projection
 - Utilization : 71.6%
 - Seat Surplus : 124



* MCPS projection, modified according to Annual School Test guidelines (if applicable).



Clarksburg Elementary School

FY25 Annual School Test

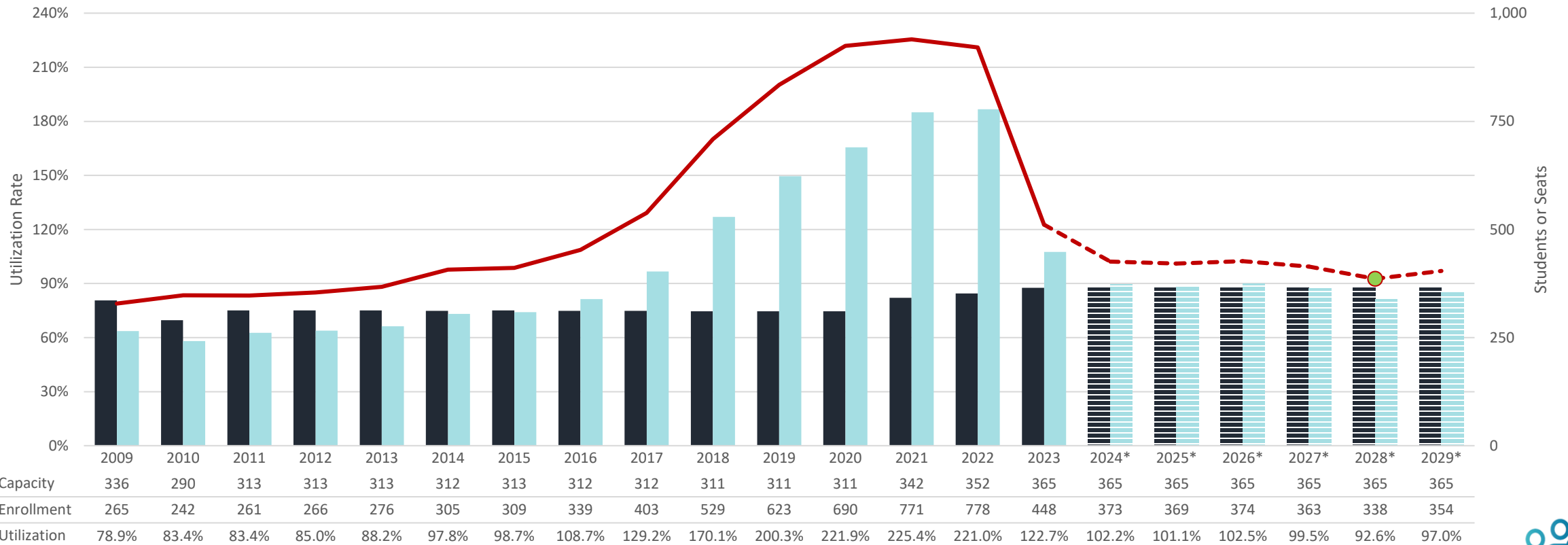
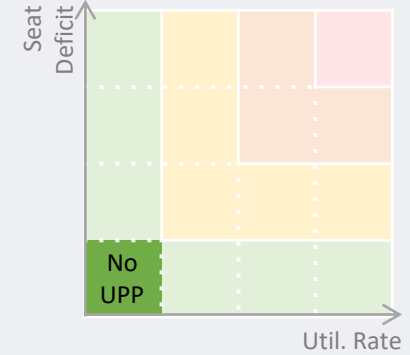
Year Facility Built: 1952
 Last Renovation: 1993
 Gross Floor Area: 54,983 sq.ft.
 Site Size: 10 acres
 Relocatables in 2023: 5

Adjacent Schools

Cabin Branch ES
 William B. Gibbs Jr. ES
 Little Bennett ES

Monocacy ES
 Snowden Farm ES

- 4-Yr Projection
 - Utilization : 92.6%
 - Seat Surplus : 27



* MCPS projection, modified according to Annual School Test guidelines (if applicable).



Clearspring Elementary School

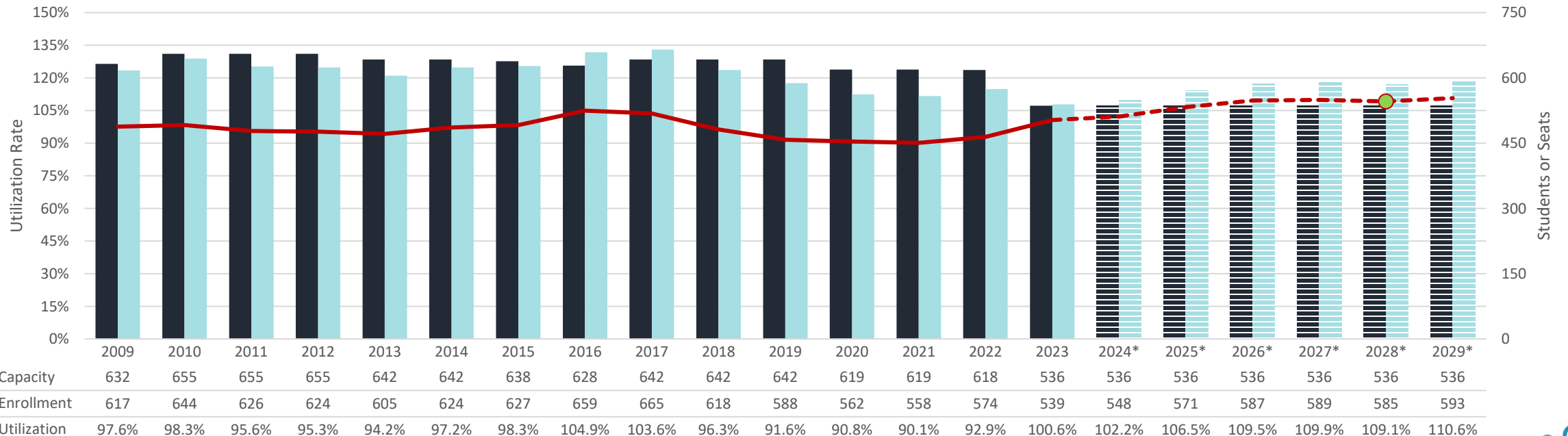
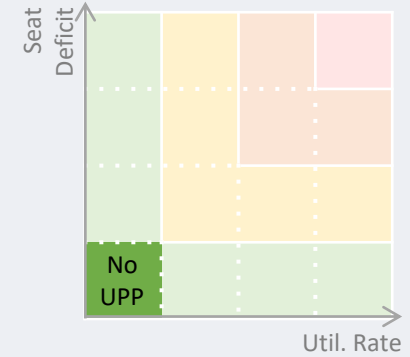
FY25 Annual School Test

Year Facility Built: 1988
 Last Renovation: -
 Gross Floor Area: 77,535 sq.ft.
 Site Size: 10 acres
 Relocatables in 2023: 2

Adjacent Schools

Damascus ES
 Laytonville ES
 Lois P. Rockwell ES
 Woodfield ES

- 4-Yr Projection
 - Utilization : 109.1%
 - Seat Deficit : 49



* MCPS projection, modified according to Annual School Test guidelines (if applicable).



Clopper Mill Elementary School

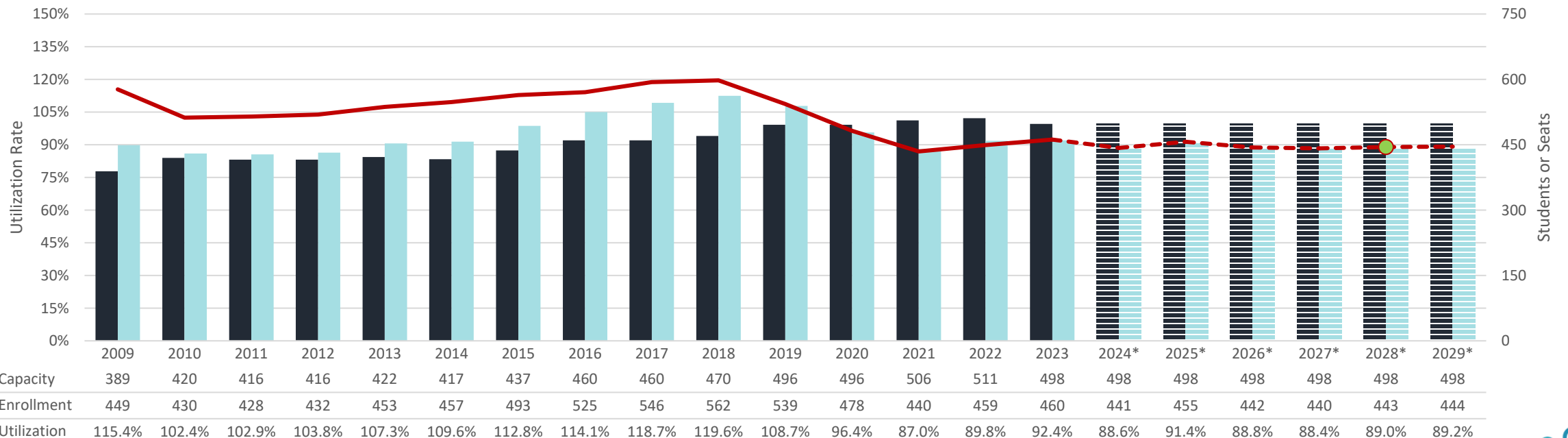
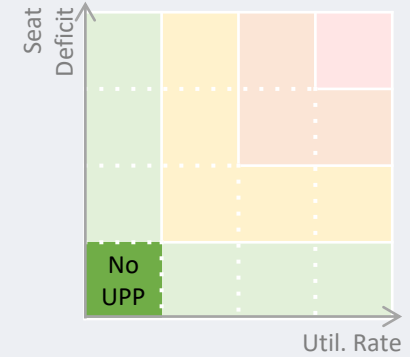
FY25 Annual School Test

Year Facility Built: 1986
 Last Renovation: -
 Gross Floor Area: 64,851 sq.ft.
 Site Size: 9 acres
 Relocatables in 2023: 6

Adjacent Schools

Brown Station ES	Spark M. Matsunaga ES
Germantown ES	S. Christa McAuliffe
Great Seneca Creek ES	Ronald McNair ES
Lake Seneca ES	

- 4-Yr Projection
 - Utilization : 89.0%
 - Seat Surplus : 55



* MCPS projection, modified according to Annual School Test guidelines (if applicable).



Cloverly Elementary School

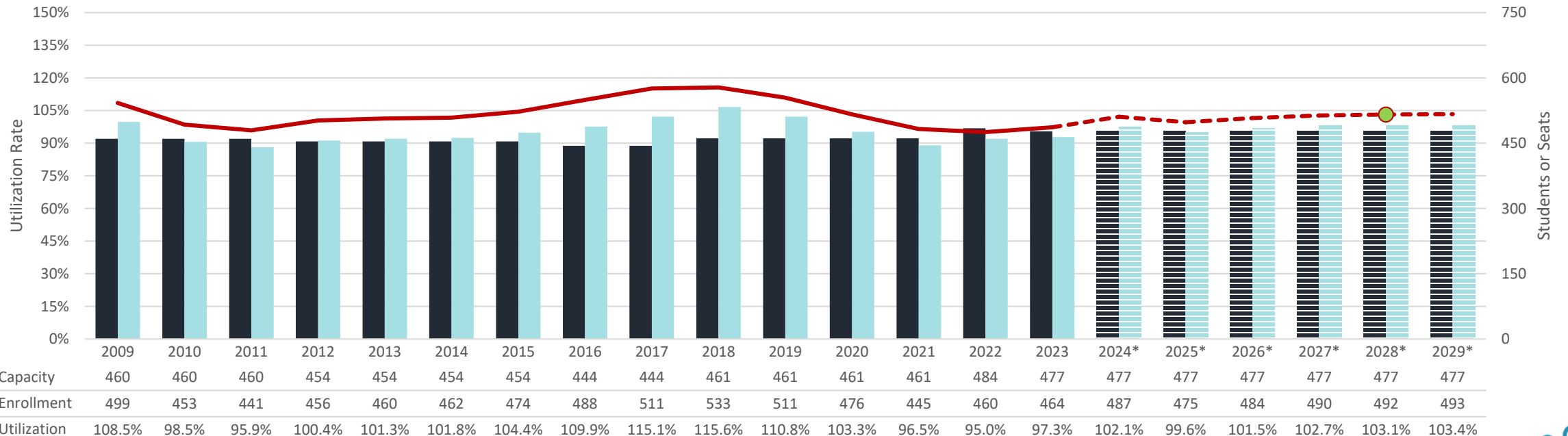
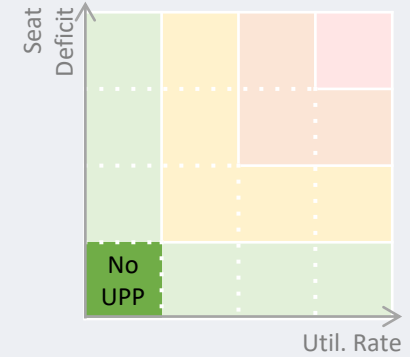
FY25 Annual School Test

Year Facility Built: 1961
 Last Renovation: 1989
 Gross Floor Area: 61,991 sq.ft.
 Site Size: 10 acres
 Relocatables in 2023: 2

Adjacent Schools

Burtonsville ES
 Dr. Charles R. Drew ES
 Fairland ES
 Greencastle ES
 Sherwood ES
 Stonegate ES

- 4-Yr Projection
 - Utilization : 103.1%
 - Seat Deficit : 15



* MCPS projection, modified according to Annual School Test guidelines (if applicable).



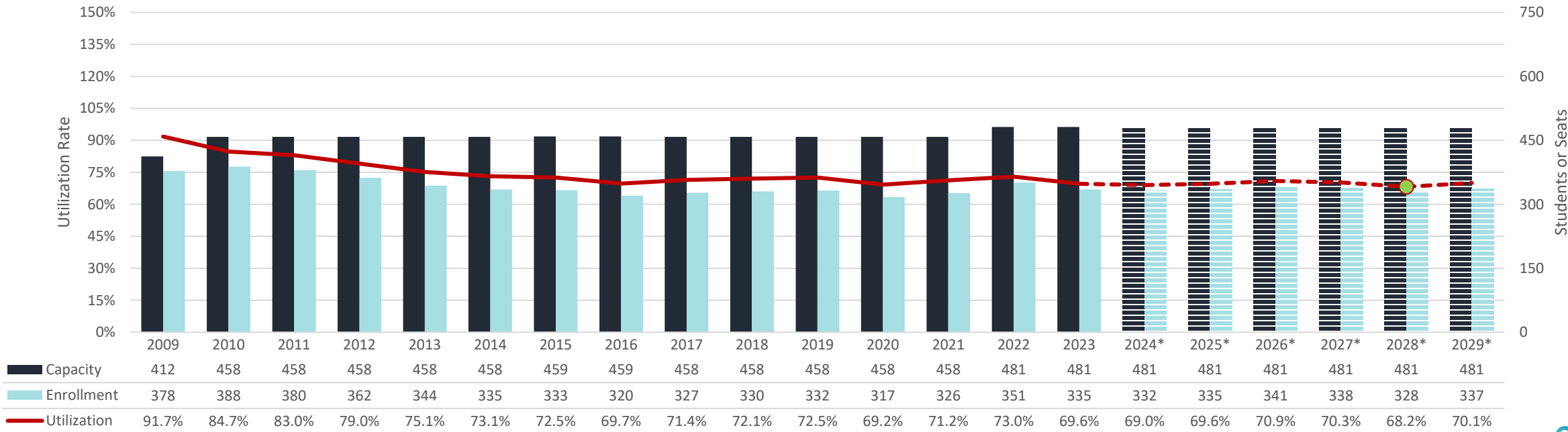
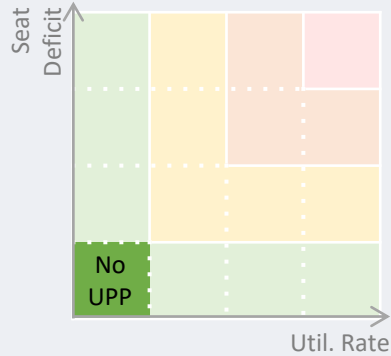
Cold Spring Elementary School

FY25 Annual School Test

Year Facility Built:	1972
Last Renovation:	-
Gross Floor Area:	55,158 sq.ft.
Site Size:	12.4 acres
Relocatables in 2023:	1

Adjacent Schools
Beverly Farms ES Fallsmead ES Ritchie Park ES Wayside ES

- 4-Yr Projection
 - Utilization : 68.2%
 - Seat Surplus : 153



* MCPS projection, modified according to Annual School Test guidelines (if applicable).



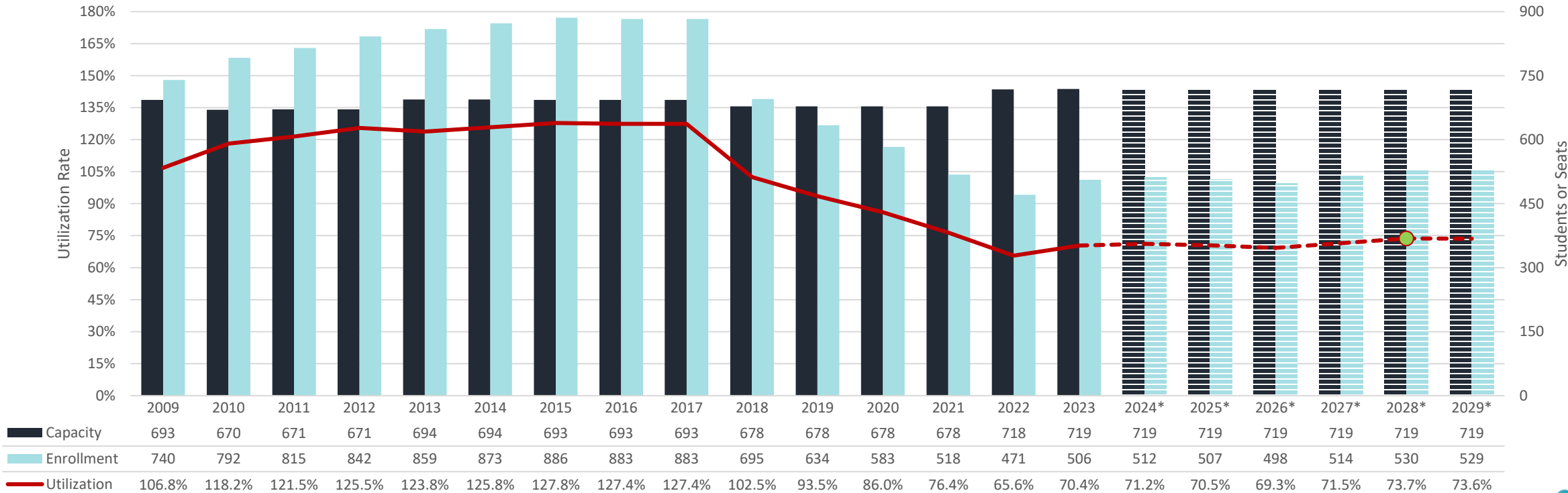
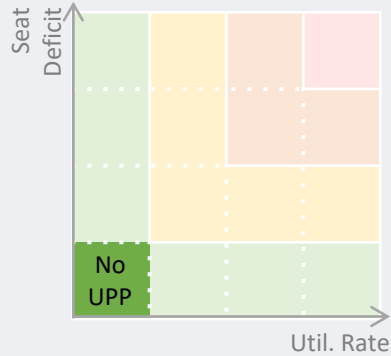
College Gardens Elementary School

FY25 Annual School Test

Year Facility Built: 1967
Last Renovation: 2008
Gross Floor Area: 96,986 sq.ft.
Site Size: 7.9 acres
Relocatables in 2023: -

Adjacent Schools
 Beall ES
 Candlewood ES
 Maryvale ES
 Ritchie Park ES
 Washington Grove ES

- 4-Yr Projection
 - Utilization : 73.7%
 - Seat Surplus : 189



* MCPS projection, modified according to Annual School Test guidelines (if applicable).



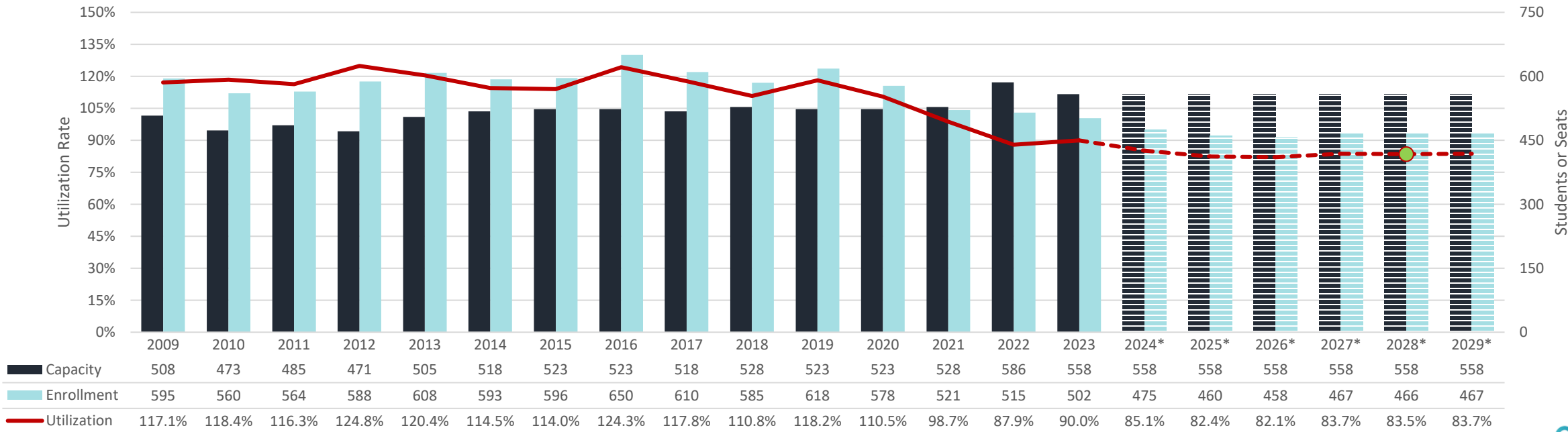
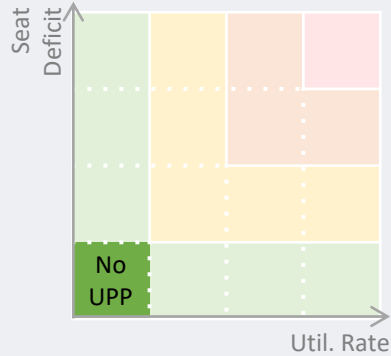
Capt. James E. Daly Elementary School

FY25 Annual School Test

Year Facility Built:	1989
Last Renovation:	-
Gross Floor Area:	78,386 sq.ft.
Site Size:	10 acres
Relocatables in 2023:	2

Adjacent Schools
Fox Chapel ES
William B. Gibbs Jr. ES
Dr. Salley K. Ride ES
South Lake ES
Stedwick ES

- 4-Yr Projection
 - Utilization : 83.5%
 - Seat Surplus : 92



* MCPS projection, modified according to Annual School Test guidelines (if applicable).



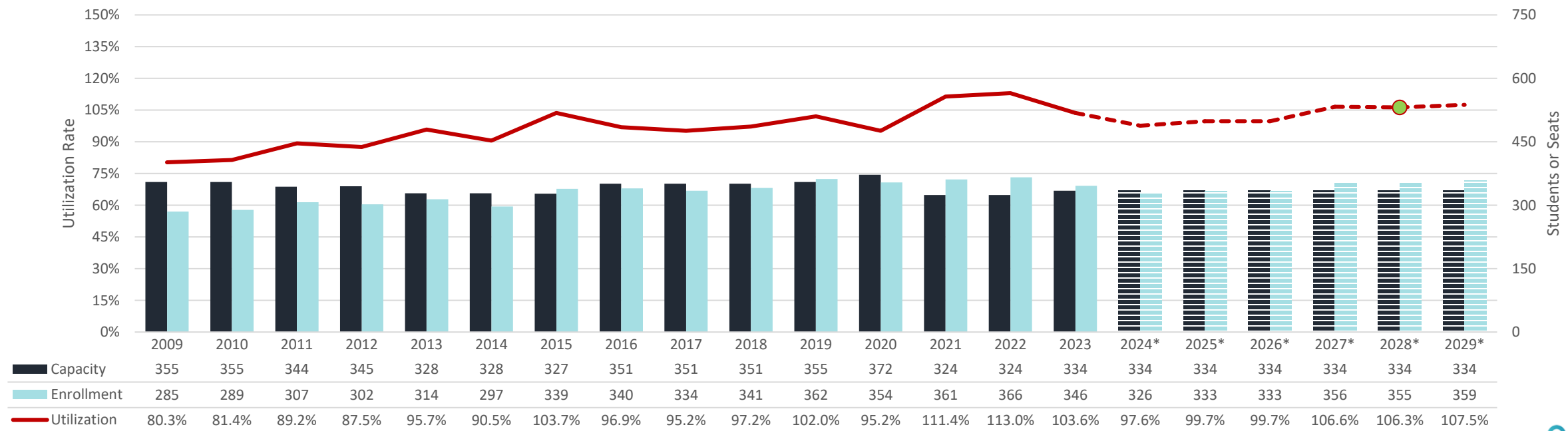
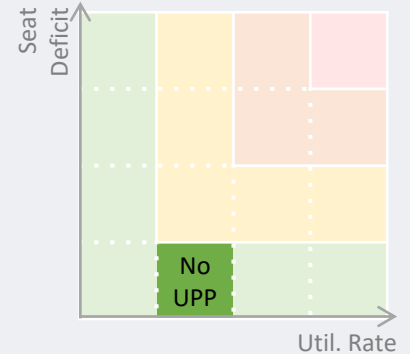
Damascus Elementary School

FY25 Annual School Test

Year Facility Built:	1934
Last Renovation:	1980
Gross Floor Area:	53,239 sq.ft.
Site Size:	9.4 acres
Relocatables in 2023:	4

Adjacent Schools
Cedar Grove ES
Clearspring ES
Laytonsville ES
Little Bennett ES
Lois P. Rockwell ES

- 4-Yr Projection
 - Utilization : 106.3%
 - Seat Deficit : 21



* MCPS projection, modified according to Annual School Test guidelines (if applicable).



Darnestown Elementary School

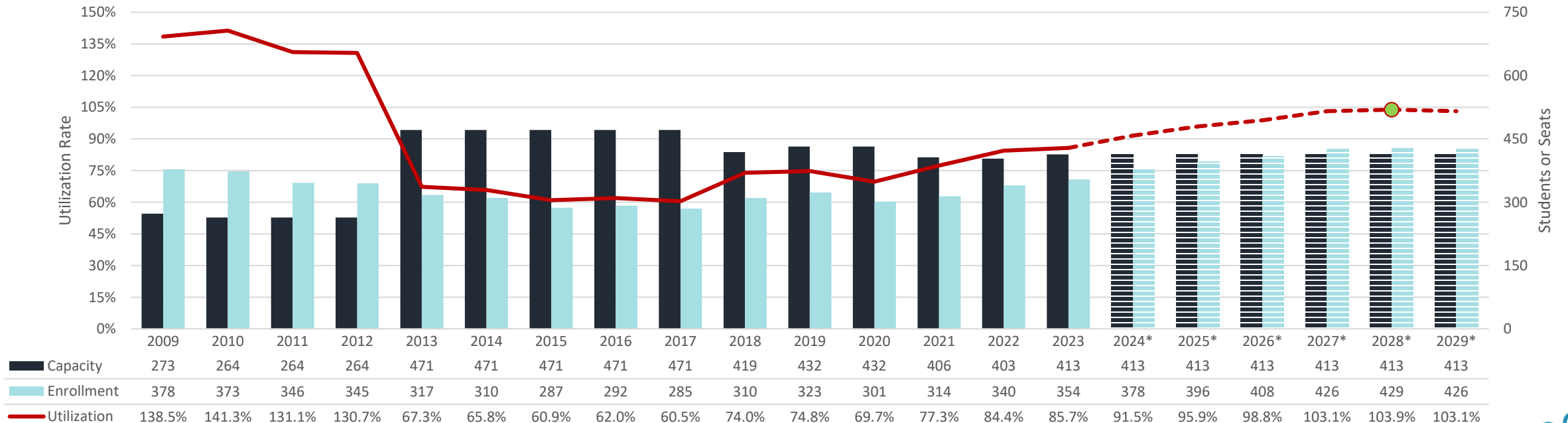
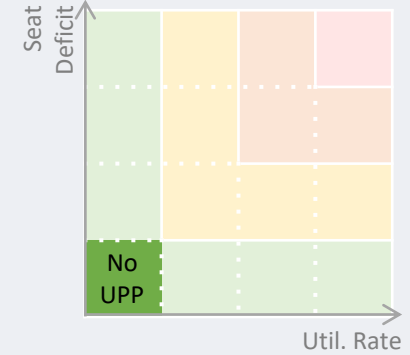
FY25 Annual School Test

Year Facility Built: 1954
Last Renovation: 1980 (2013 add'n)
Gross Floor Area: 64,840 sq.ft.
Site Size: 7.2 acres
Relocatables in 2023: -

Adjacent Schools

Great Seneca Creek ES	Monocacy ES
Jones Lane ES	Poolesville ES
Thurgood Marshall ES	Travilah ES
Spark M. Matsunaga ES	

- 4-Yr Projection
 - Utilization : 103.9%
 - Seat Deficit : 16



* MCPS projection, modified according to Annual School Test guidelines (if applicable).



Diamond Elementary School

FY25 Annual School Test

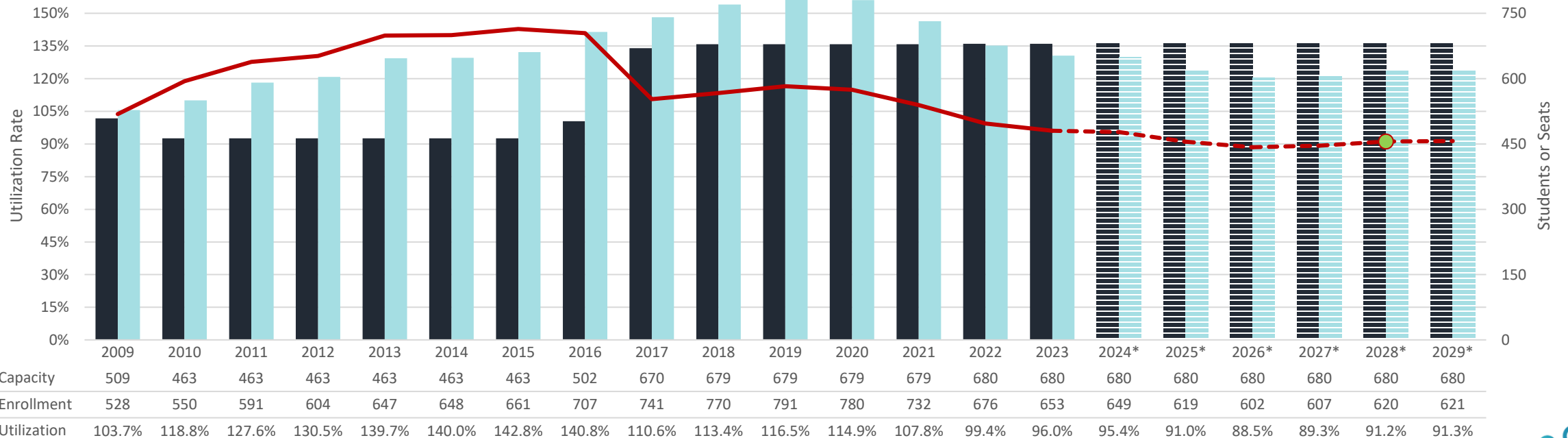
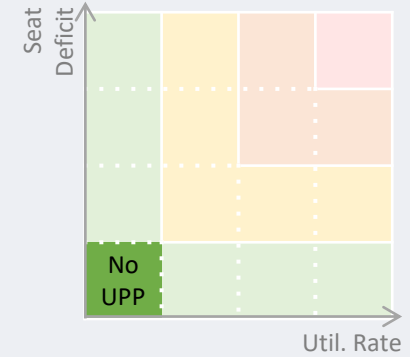
Year Facility Built: 1975
 Last Renovation: - (2017 add'n)
 Gross Floor Area: 85,404 sq.ft.
 Site Size: 10 acres
 Relocatables in 2023: 2

Adjacent Schools

Brown Station ES
 Rachel Carson ES
 Fields Road ES

Great Seneca Creek ES
 Jones Lane ES
 Thurgood Marshall ES

- 4-Yr Projection
 - Utilization : 91.2%
 - Seat Surplus : 60



* MCPS projection, modified according to Annual School Test guidelines (if applicable).



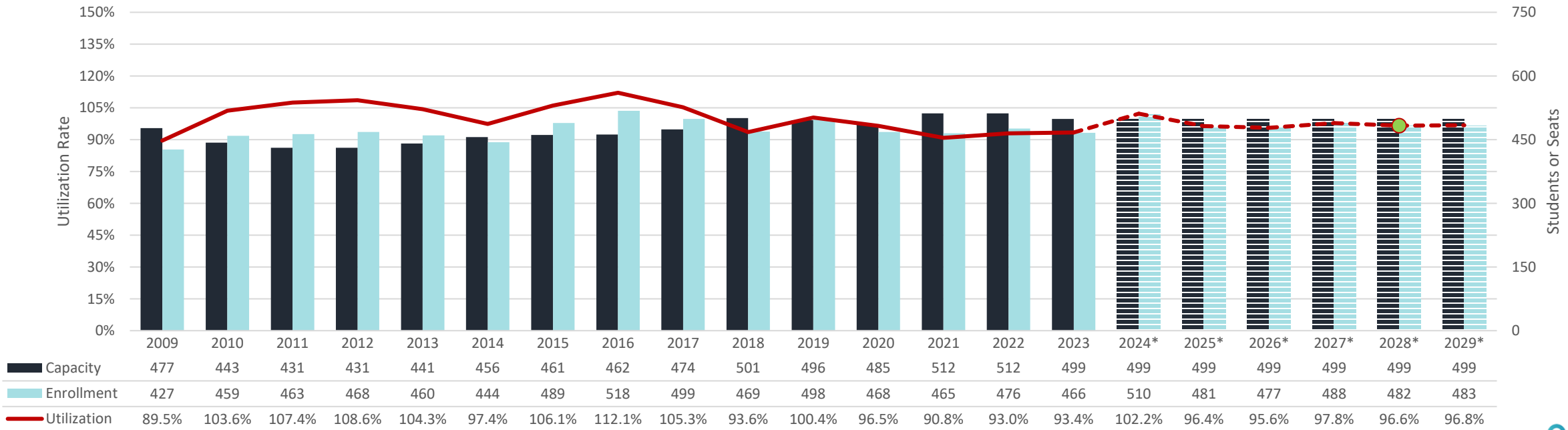
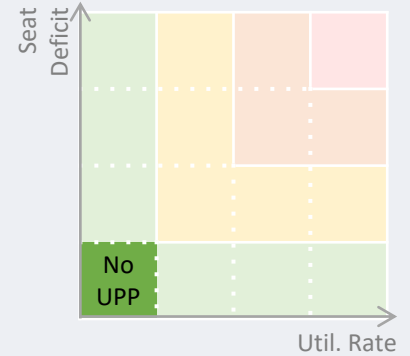
Dr. Charles R. Drew Elementary School

FY25 Annual School Test

Year Facility Built:	1991
Last Renovation:	-
Gross Floor Area:	73,975 sq.ft.
Site Size:	12 acres
Relocatables in 2023:	2

Adjacent Schools	
Cannon Road ES Cloverly ES Fairland ES Jackson Road ES	William T. Page ES Sherwood ES Stonegate ES Westover ES

- 4-Yr Projection
 - Utilization : 96.6%
 - Seat Surplus : 17



* MCPS projection, modified according to Annual School Test guidelines (if applicable).



DuFief Elementary School

FY25 Annual School Test

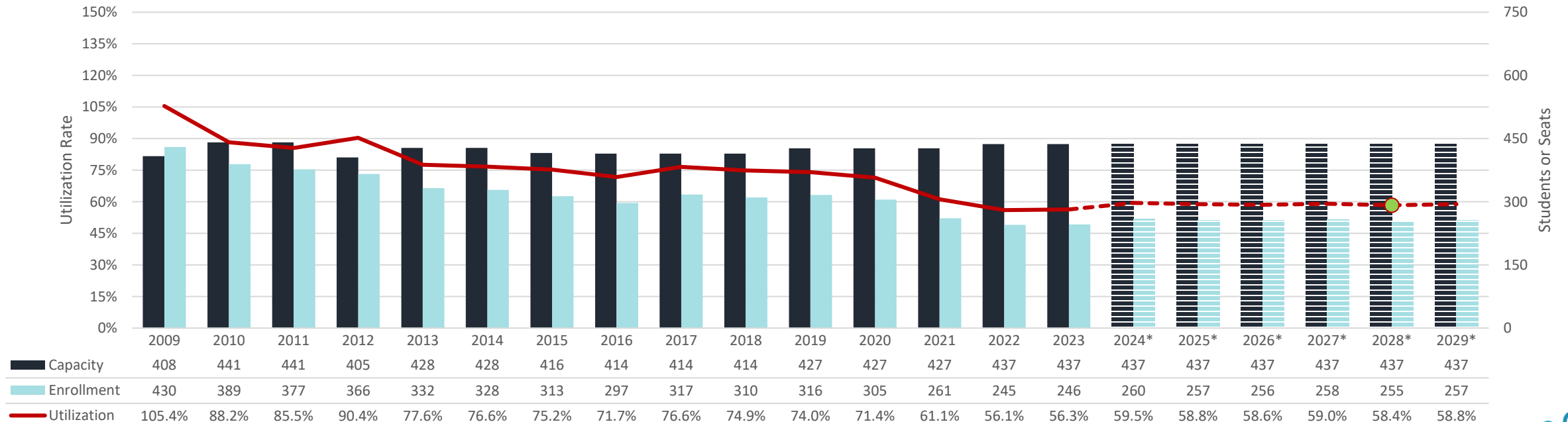
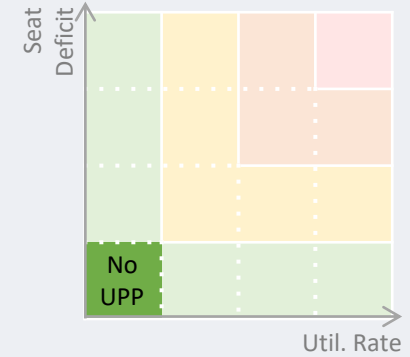
Year Facility Built: 1975
 Last Renovation: -
 Gross Floor Area: 59,013 sq.ft.
 Site Size: 10 acres
 Relocatables in 2023: 1

Adjacent Schools

Rachel Carson ES
 Fields Road ES
 Jones Lane ES
 Thurgood Marshall ES

Rosemont ES
 Stone Mill ES
 Travilah ES

- 4-Yr Projection
 - Utilization : 58.4%
 - Seat Surplus : 182



* MCPS projection, modified according to Annual School Test guidelines (if applicable).



East Silver Spring Elementary School

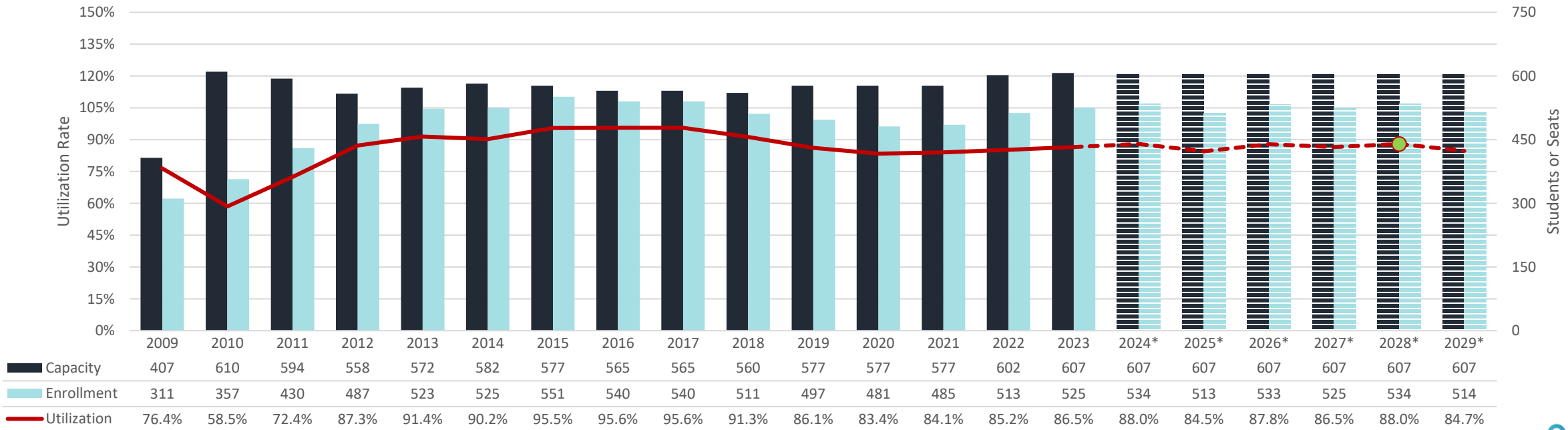
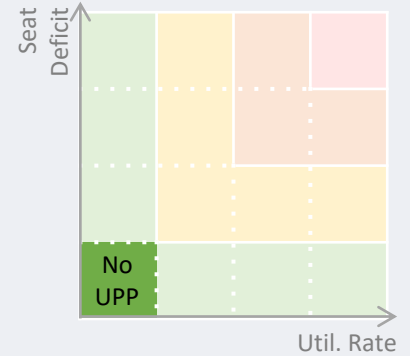
FY25 Annual School Test

Year Facility Built: 1929
Last Renovation: 1975 (2010 add'n)
Gross Floor Area: 88,895 sq.ft.
Site Size: 8.4 acres
Relocatables in 2023: -

Adjacent Schools

 Rolling Terrace ES
 Sligo Creek ES
 Takoma Park/Piney Branch ES

- 4-Yr Projection
 - Utilization : 88.0%
 - Seat Surplus : 73



* MCPS projection, modified according to Annual School Test guidelines (if applicable).



Fairland Elementary School

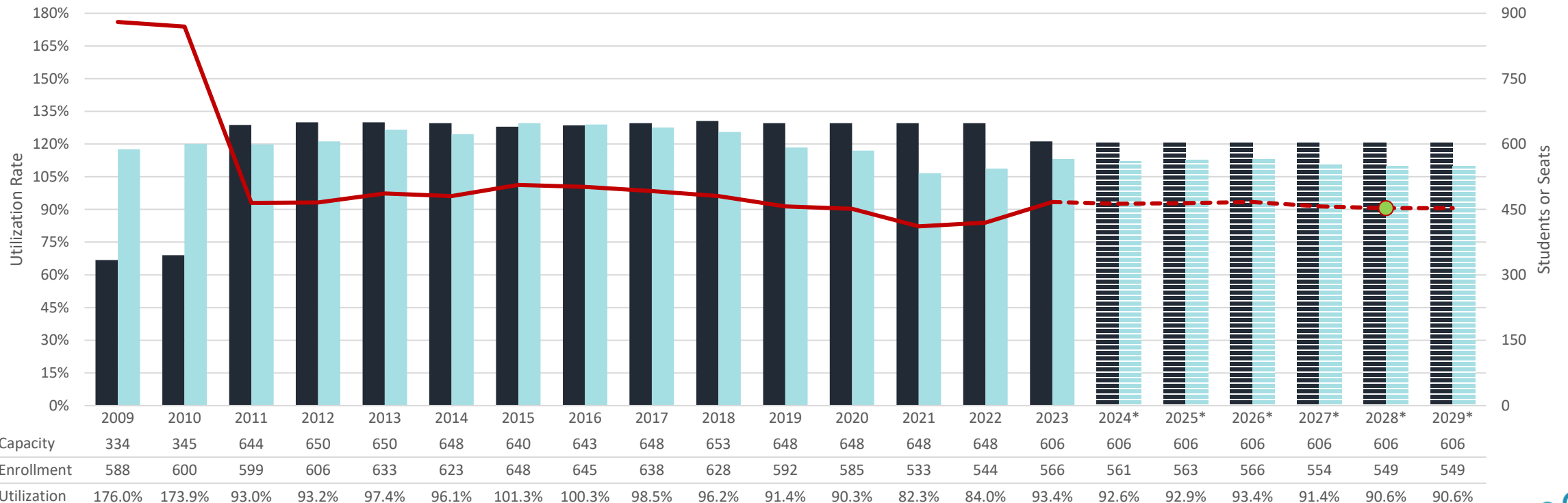
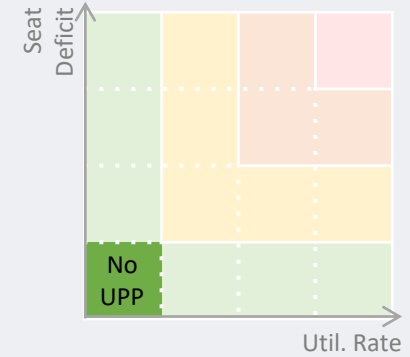
FY25 Annual School Test

Year Facility Built: 1934
Last Renovation: 1992 (2011 add'n)
Gross Floor Area: 92,227 sq.ft.
Site Size: 11.8 acres
Relocatables in 2023: 2

Adjacent Schools

Burnt Mills ES	Galway ES
Cannon Road ES	Greencastle ES
Cloverly ES	Jackson Road ES
Dr. Charles R. Drew ES	William T. Page ES

- 4-Yr Projection
 - Utilization : 90.6%
 - Seat Surplus : 57



* MCPS projection, modified according to Annual School Test guidelines (if applicable).



Fallsmead Elementary School

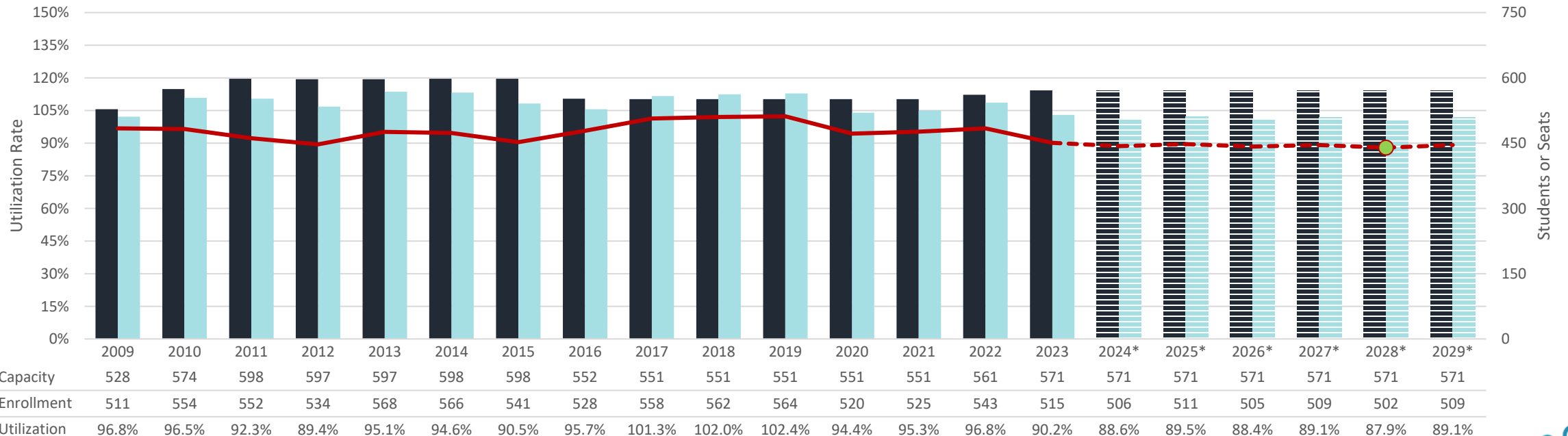
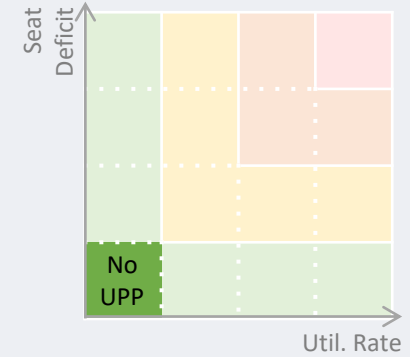
FY25 Annual School Test

Year Facility Built: 1974
 Last Renovation: - (2008 add'n)
 Gross Floor Area: 67,472 sq.ft.
 Site Size: 8.9 acres
 Relocatables in 2023: -

Adjacent Schools

Beall ES	Ritchie Park ES
Cold Spring ES	Rosemont ES
Fields Road ES	Bayard Rustin ES
Jones Lane ES	Washington Grove ES
Lakewood ES	Wayside ES

- 4-Yr Projection
 - Utilization : 87.9%
 - Seat Surplus : 69



* MCPS projection, modified according to Annual School Test guidelines (if applicable).



Farmland Elementary School

FY25 Annual School Test

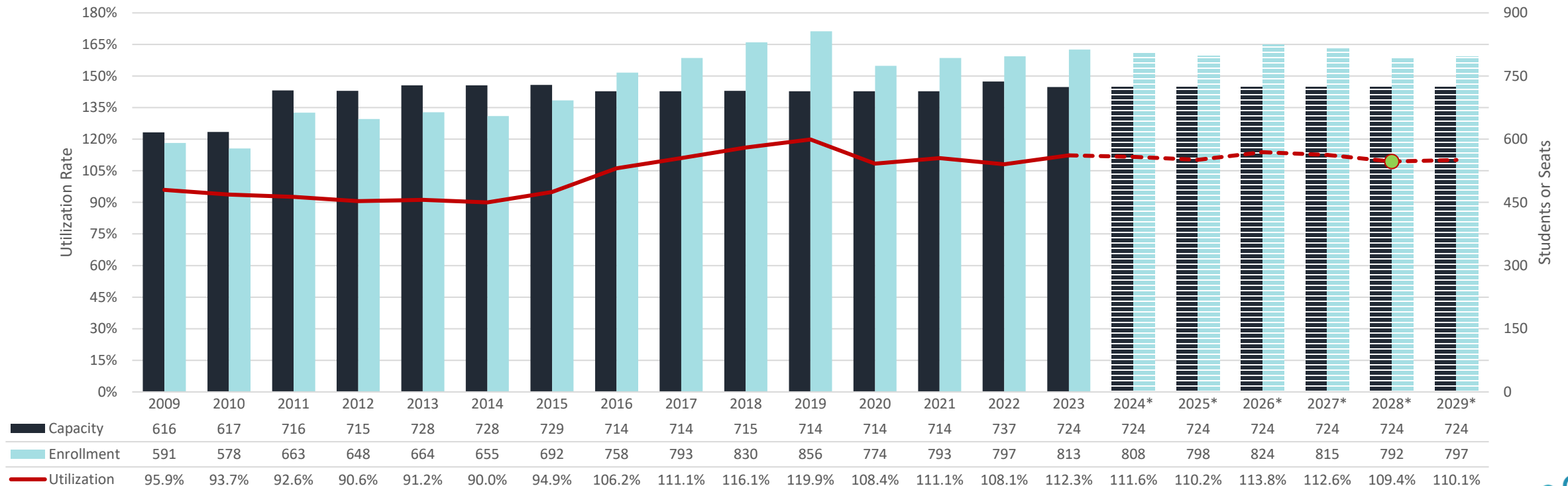
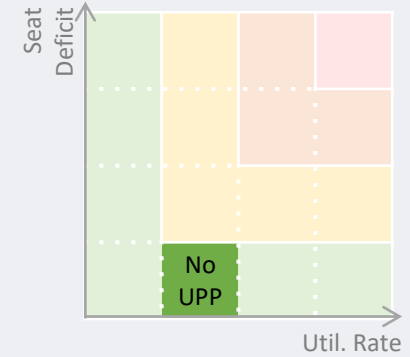
Year Facility Built: 1963
 Last Renovation: 2011
 Gross Floor Area: 89,988 sq.ft.
 Site Size: 4.8 acres
 Relocatables in 2023: 4

Adjacent Schools

Ashburton ES
 Beverly Farms ES
 Garrett Park ES
 Luxmanor ES

Ritchie Park ES
 Bayard Rustin ES
 Twinbrook ES

- 4-Yr Projection
 - Utilization : 109.4%
 - Seat Deficit : 68



* MCPS projection, modified according to Annual School Test guidelines (if applicable).



Fields Road Elementary School

FY25 Annual School Test

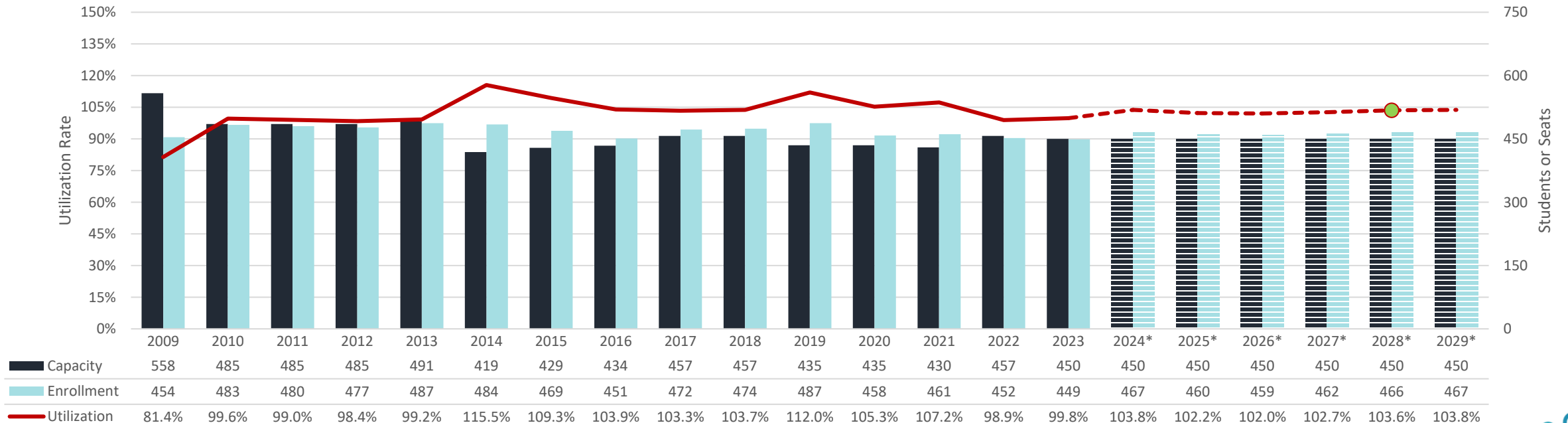
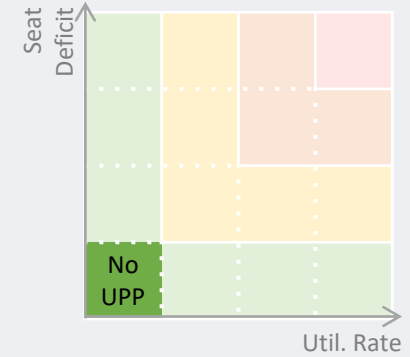
Year Facility Built: 1973
 Last Renovation: - (2008 add'n)
 Gross Floor Area: 72,302 sq.ft.
 Site Size: 10 acres
 Relocatables in 2023: 4

Adjacent Schools

Rachel Carson ES
 Diamond ES
 DuFief ES
 Fallsmead ES

Jones Lane ES
 Rosemont ES
 Stone Mill ES

- 4-Yr Projection
 - Utilization : 103.6%
 - Seat Deficit : 16



* MCPS projection, modified according to Annual School Test guidelines (if applicable).



Flower Hill Elementary School

FY25 Annual School Test

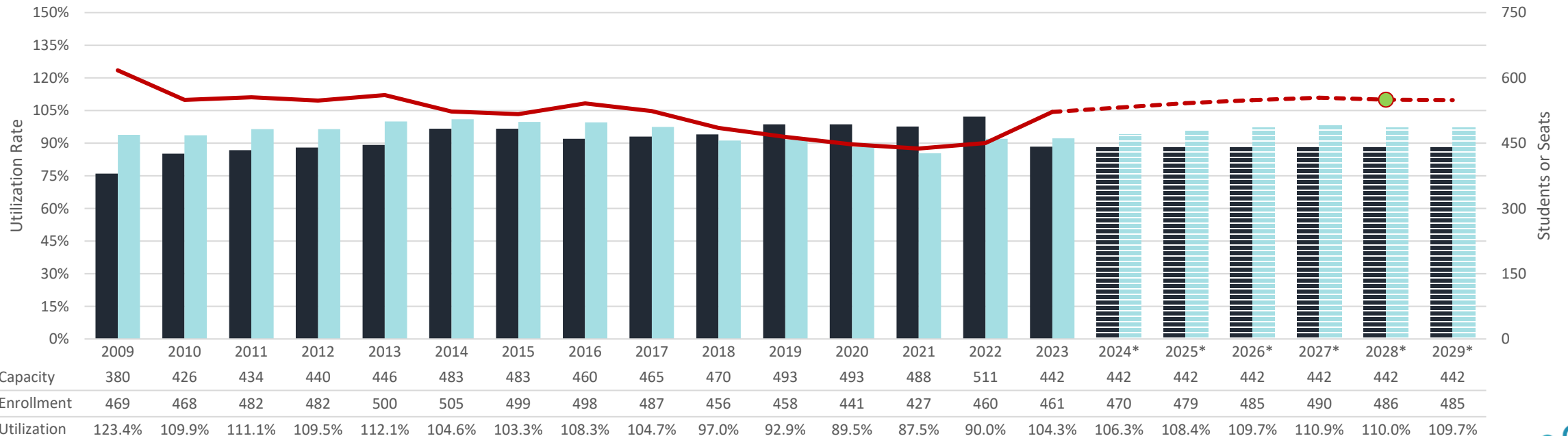
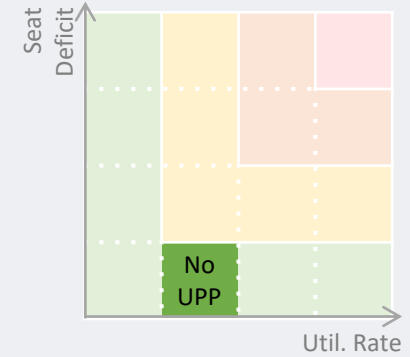
Year Facility Built: 1985
 Last Renovation: -
 Gross Floor Area: 58,770 sq.ft.
 Site Size: 10 acres
 Relocatables in 2023: 3

Adjacent Schools

Gaithersburg ES
 Mill Creek Towne ES
 Judith A. Resnik ES

Sequoyah ES
 Strawberry Knoll ES
 Washington Grove ES

- 4-Yr Projection
 - Utilization : 110.0%
 - Seat Deficit : 44



* MCPS projection, modified according to Annual School Test guidelines (if applicable).



Flower Valley Elementary School

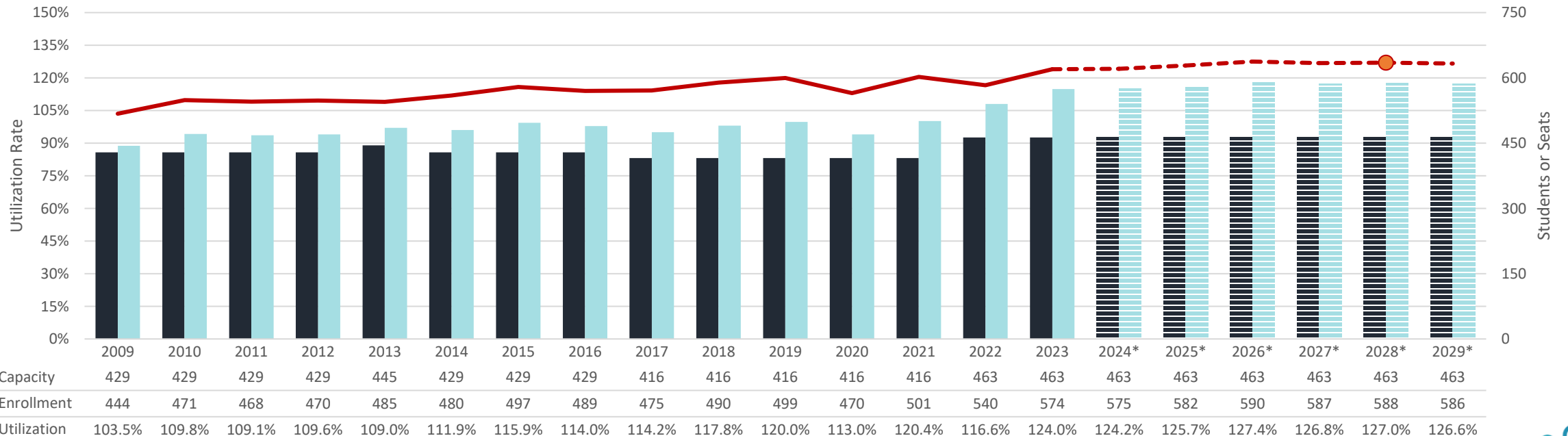
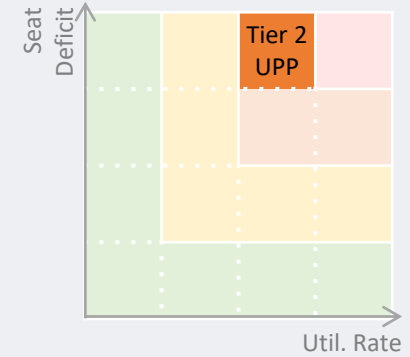
FY25 Annual School Test

Year Facility Built: 1967
 Last Renovation: 1996
 Gross Floor Area: 61,567 sq.ft.
 Site Size: 9.3 acres
 Relocatables in 2023: 4

Adjacent Schools

Lucy V. Barnsley ES	Meadow Hall ES
Bel Pre/Strathmore ES	Olney ES
Brookhaven ES	Sequoyah ES
Cashell ES	Sherwood ES
Maryvale ES	Stonegate ES

- 4-Yr Projection
 - Utilization : 127.0%
 - Seat Deficit : 125



* MCPS projection, modified according to Annual School Test guidelines (if applicable).



Forest Knolls Elementary School

FY25 Annual School Test

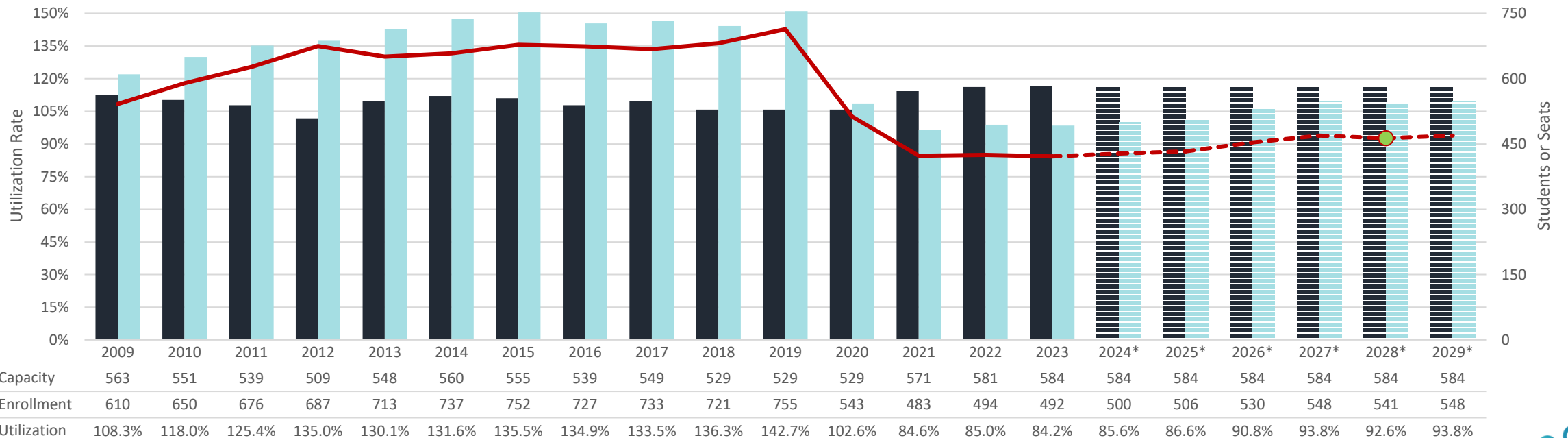
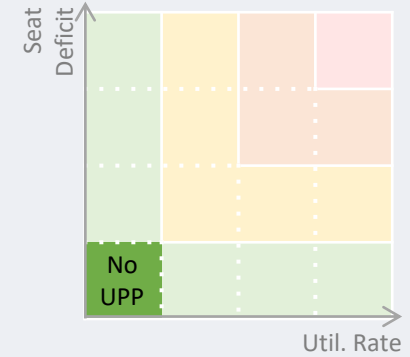
Year Facility Built: 1960
 Last Renovation: 1993 (2006 add'n)
 Gross Floor Area: 89,850 sq.ft.
 Site Size: 7.8 acres
 Relocatables in 2023: -

Adjacent Schools

Arcola ES
 Burnt Mills ES
 Glen Haven ES

Kemp Mill ES
 Montgomery Knolls/Pine Crest ES
 Flora M. Singer ES

- 4-Yr Projection
 - Utilization : 92.6%
 - Seat Surplus : 43



* MCPS projection, modified according to Annual School Test guidelines (if applicable).



Fox Chapel Elementary School

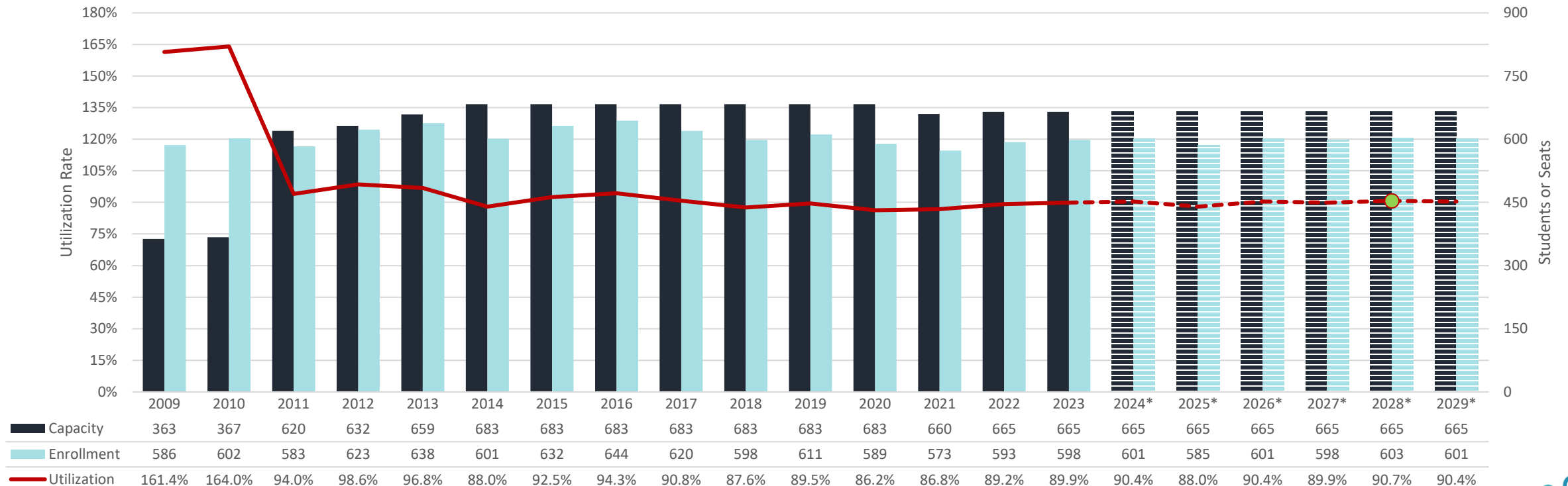
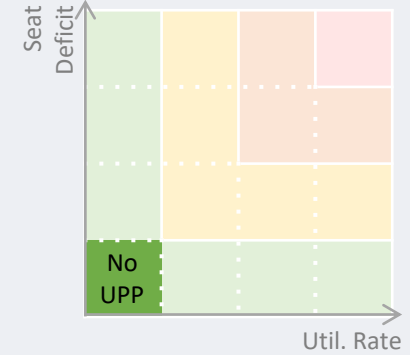
FY25 Annual School Test

Year Facility Built: 1974
 Last Renovation: - (2011 add'n)
 Gross Floor Area: 85,182 sq.ft.
 Site Size: 10.3 acres
 Relocatables in 2023: -

Adjacent Schools

Capt. James E. Daly ES
 S. Christa McAuliffe
 Dr. Salley K. Ride ES
 South Lake ES
 Watkins Mill ES

- 4-Yr Projection
 - Utilization : 90.7%
 - Seat Surplus : 62



* MCPS projection, modified according to Annual School Test guidelines (if applicable).



Gaithersburg Elementary School

FY25 Annual School Test

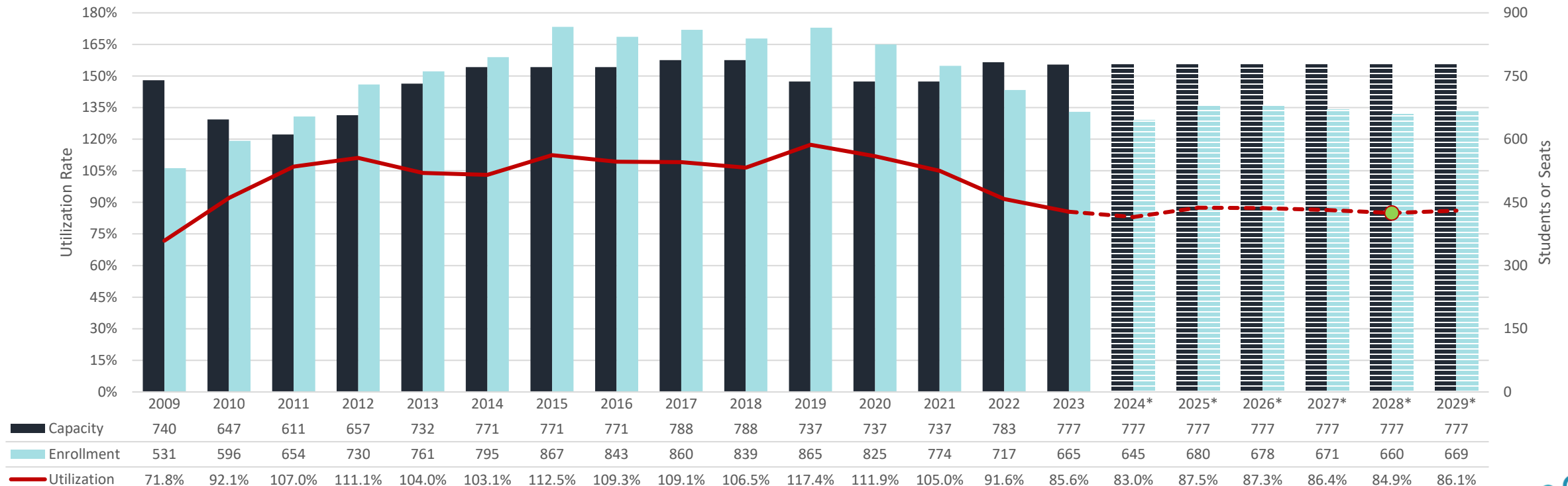
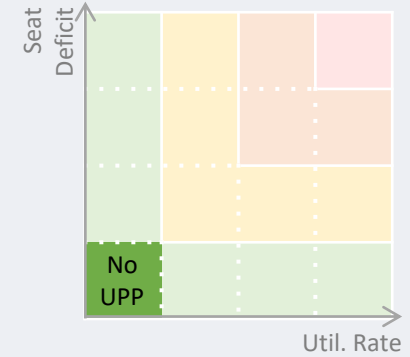
Year Facility Built: 1947
 Last Renovation: 1983
 Gross Floor Area: 94,468 sq.ft.
 Site Size: 8.4 acres
 Relocatables in 2023: 3

Adjacent Schools

Flower Hill ES
 Judith A. Resnik ES
 Rosemont ES
 South Lake ES

Strawberry Knoll ES
 Harriet R. Tubman ES
 Whetstone ES

- 4-Yr Projection
 - Utilization : 84.9%
 - Seat Surplus : 117



* MCPS projection, modified according to Annual School Test guidelines (if applicable).



Galway Elementary School

FY25 Annual School Test

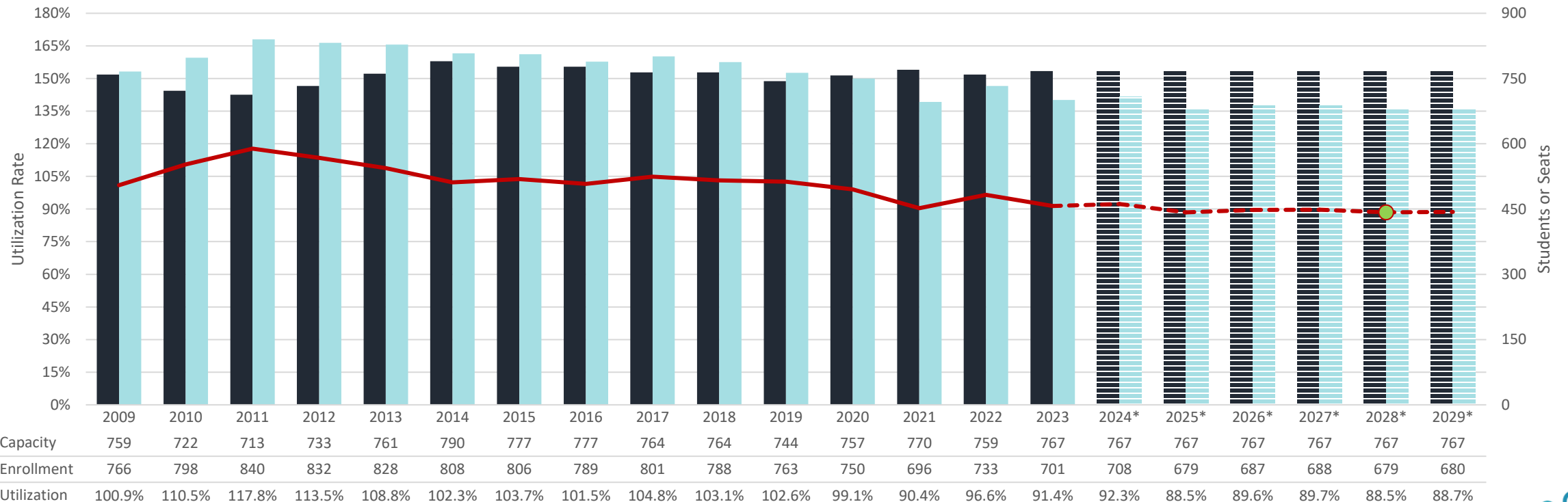
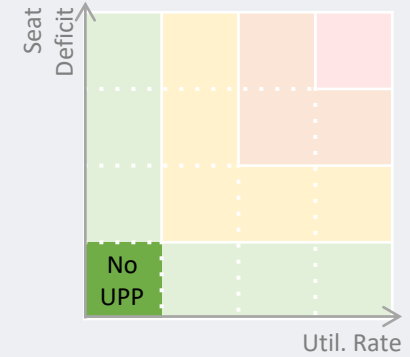
Year Facility Built: 1967
 Last Renovation: 2009
 Gross Floor Area: 103,170 sq.ft.
 Site Size: 9 acres
 Relocatables in 2023: 2

Adjacent Schools

Burnt Mills ES
 Fairland ES
 Greencastle ES

Jackson Road ES
 Roscoe R. Nix/Cresthaven ES
 William T. Page ES

- 4-Yr Projection
 - Utilization : 88.5%
 - Seat Surplus : 88



* MCPS projection, modified according to Annual School Test guidelines (if applicable).



Garrett Park Elementary School

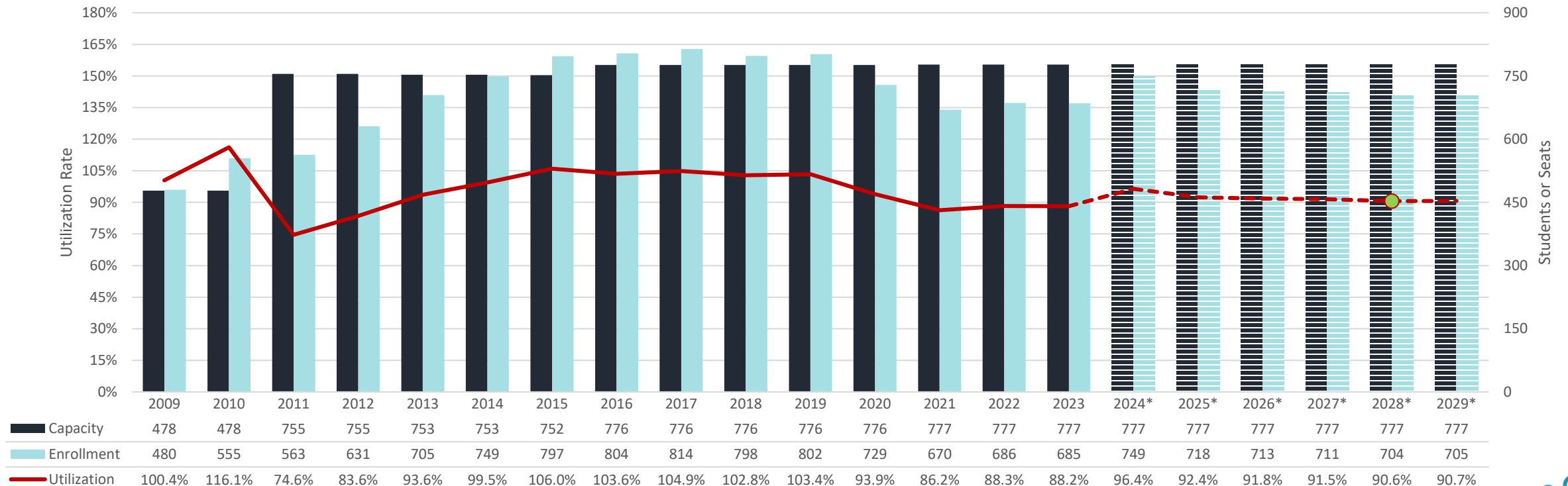
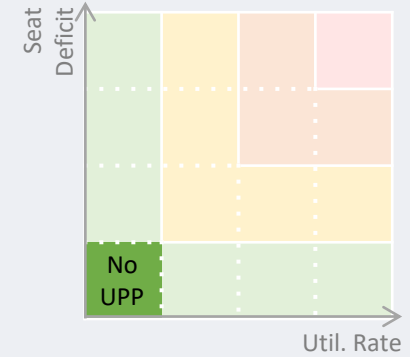
FY25 Annual School Test

Year Facility Built: 1948
 Last Renovation: 2012
 Gross Floor Area: 96,348 sq.ft.
 Site Size: 4.4 acres
 Relocatables in 2023: -

Adjacent Schools

Ashburton ES	Sargent Shriver ES
Farmland ES	Twinbrook ES
Kensington-Parkwood ES	Viers Mill ES
Luxmanor ES	Wheaton Woods ES
Meadow Hall ES	Wyngate ES
Rock Creek Valley ES	

- 4-Yr Projection
 - Utilization : 90.6%
 - Seat Surplus : 73



* MCPS projection, modified according to Annual School Test guidelines (if applicable).



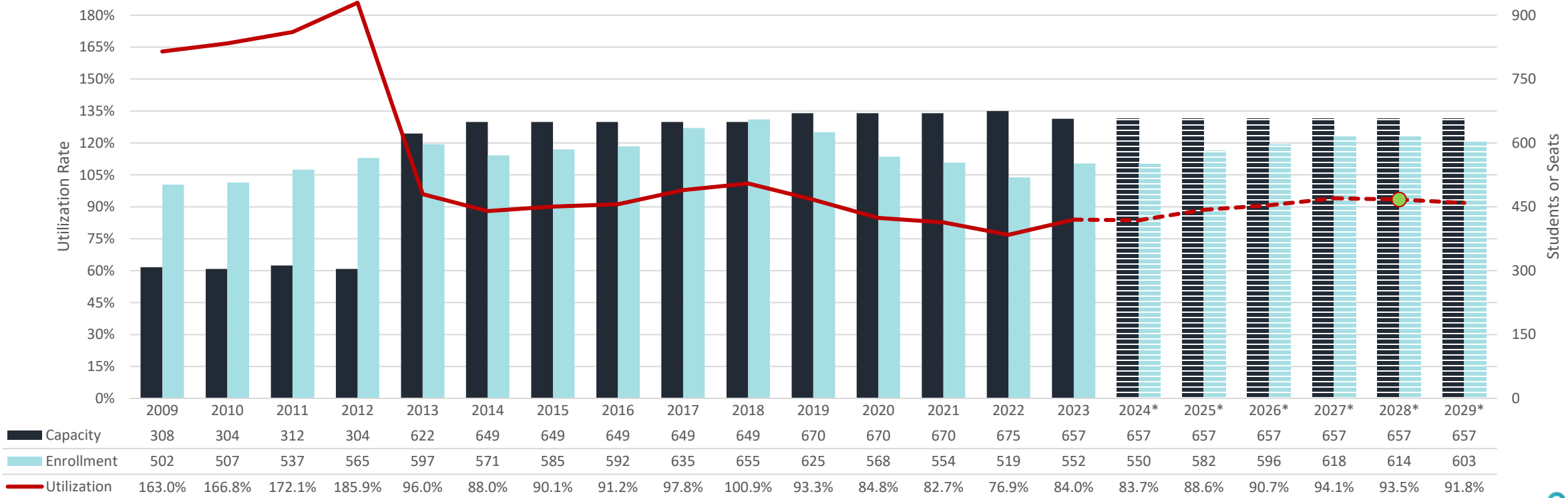
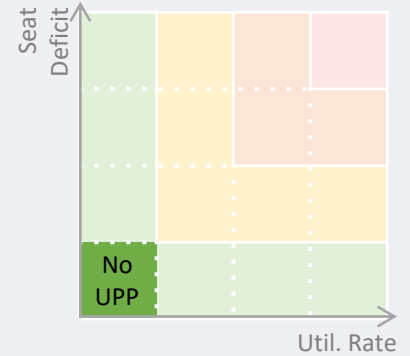
Georgian Forest Elementary School

FY25 Annual School Test

Year Facility Built: 1961
Last Renovation: 1995 (2013 add'n)
Gross Floor Area: 88,111 sq.ft.
Site Size: 10.9 acres
Relocatables in 2023: -

Adjacent Schools
 Bel Pre/Strathmore ES
 Brookhaven ES
 Glenallan ES
 Harmony Hills ES
 Weller Road ES

- 4-Yr Projection
 - Utilization : 93.5%
 - Seat Surplus : 43



* MCPS projection, modified according to Annual School Test guidelines (if applicable).



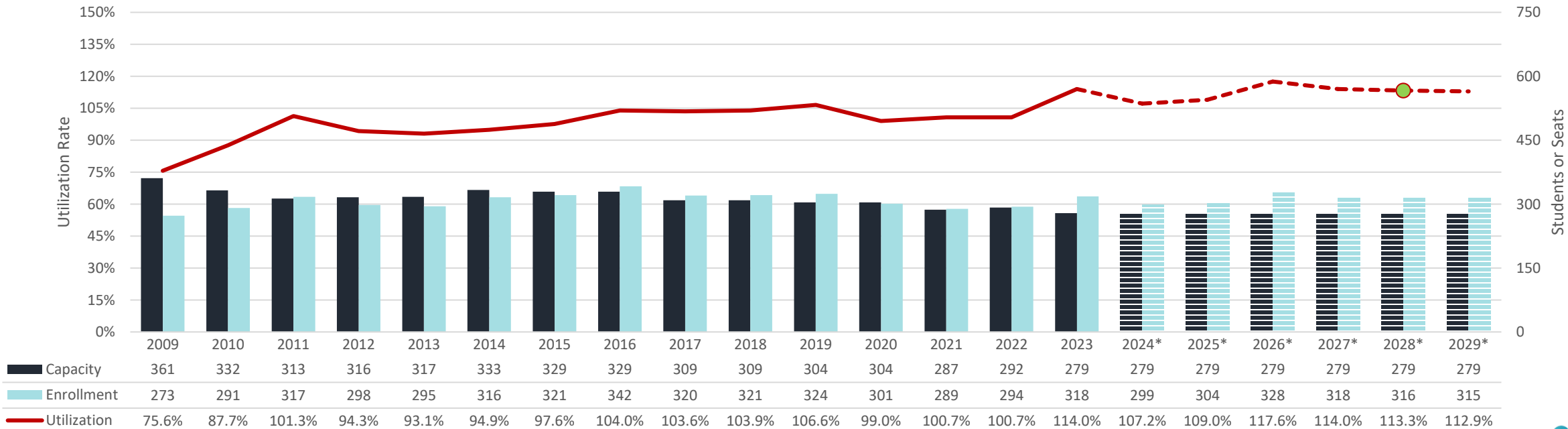
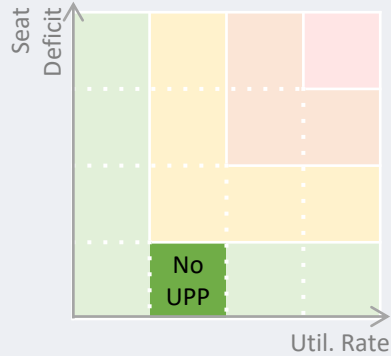
Germantown Elementary School

FY25 Annual School Test

Year Facility Built:	1935
Last Renovation:	1978
Gross Floor Area:	57,668 sq.ft.
Site Size:	7.8 acres
Relocatables in 2023:	3

<h3>Adjacent Schools</h3> <p style="color: #0070c0;">Clopper Mill ES Great Seneca Creek ES Spark M. Matsunaga ES S. Christa McAuliffe ES Ronald McNair ES</p>

- 4-Yr Projection
 - Utilization : 113.3%
 - Seat Deficit : 37



* MCPS projection, modified according to Annual School Test guidelines (if applicable).



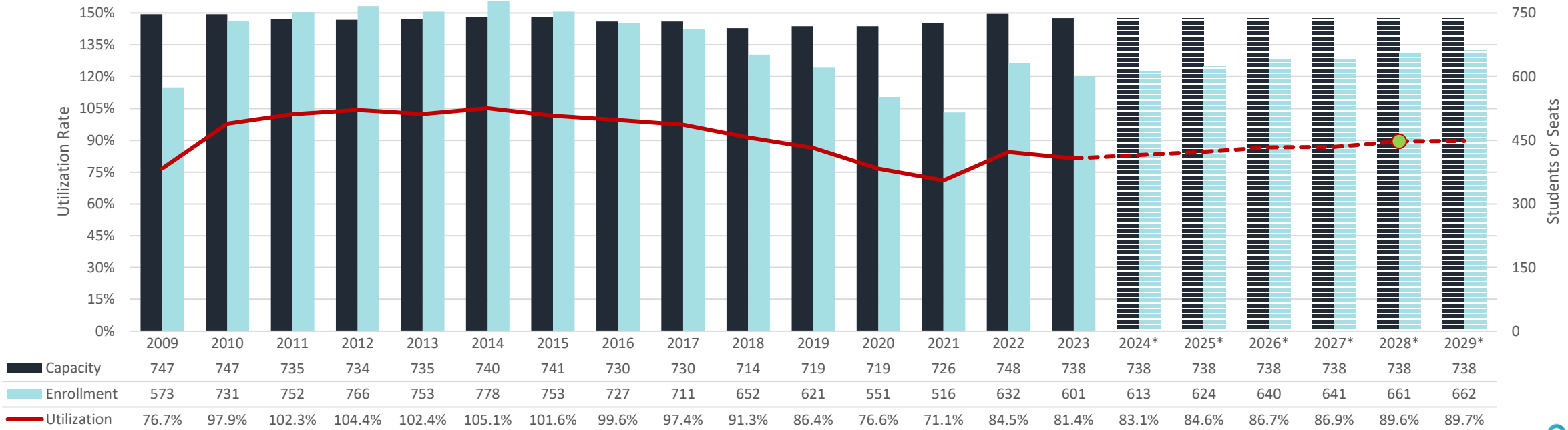
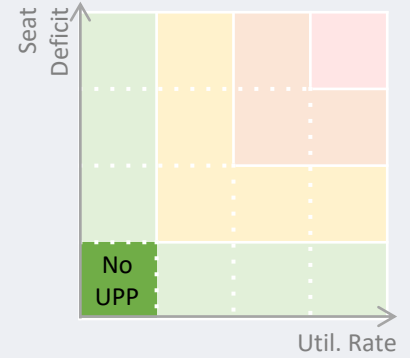
William B. Gibbs, Jr. Elementary School

FY25 Annual School Test

Year Facility Built:	2009
Last Renovation:	-
Gross Floor Area:	88,042 sq.ft.
Site Size:	10.8 acres
Relocatables in 2023:	-

Adjacent Schools	
Cedar Grove ES	Ronald McNair ES
Clarksburg ES	Monocacy ES
Cabin Branch ES	Dr. Salley K. Ride ES
Capt. James E. Daly ES	Snowden Farm ES
Goshen ES	Spark M. Matsunaga ES
Lake Seneca ES	Stedwick ES
Laytonsville ES	Waters Landing ES

- 4-Yr Projection
 - Utilization : 89.6%
 - Seat Surplus : 77



* MCPS projection, modified according to Annual School Test guidelines (if applicable).



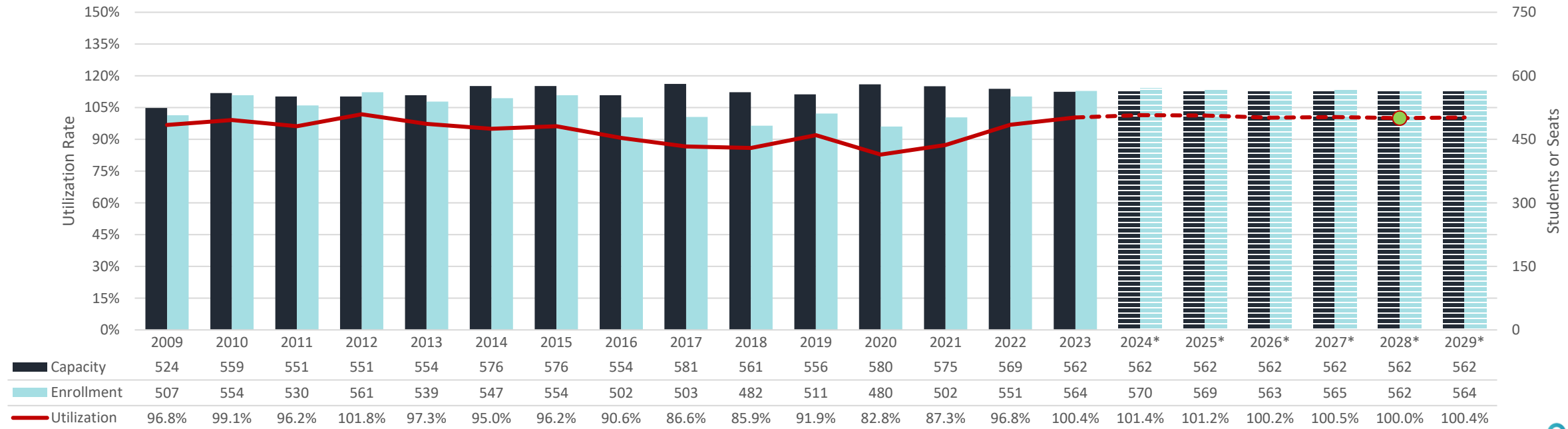
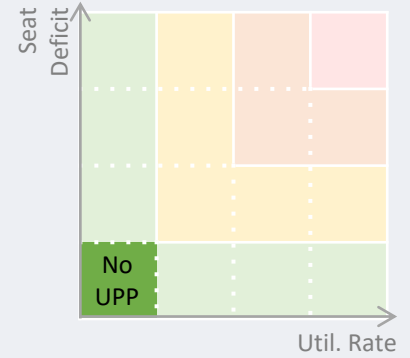
Glen Haven Elementary School

FY25 Annual School Test

Year Facility Built:	1950
Last Renovation:	2004
Gross Floor Area:	85,845 sq.ft.
Site Size:	10 acres
Relocatables in 2023:	-

<h3>Adjacent Schools</h3> <ul style="list-style-type: none"> <li style="margin-bottom: 5px;">Arcola ES <li style="margin-bottom: 5px;">Forest Knolls ES <li style="margin-bottom: 5px;">Oakland Terrace ES <li style="margin-bottom: 5px;">Flora M. Singer ES

- 4-Yr Projection
 - Utilization : 100.0%
 - Seat Deficit : 0



* MCPS projection, modified according to Annual School Test guidelines (if applicable).



Glenallan Elementary School

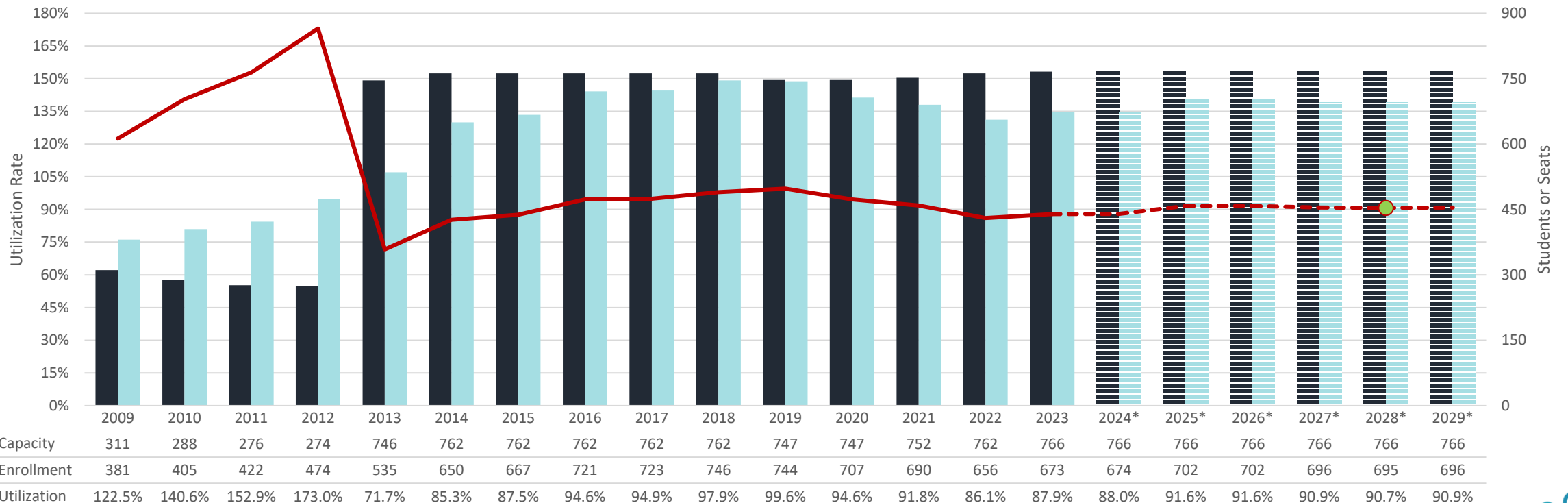
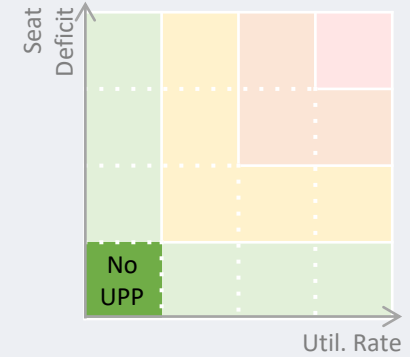
FY25 Annual School Test

Year Facility Built: 1966
 Last Renovation: 2013
 Gross Floor Area: 98,700 sq.ft.
 Site Size: 12.1 acres
 Relocatables in 2023: 2

Adjacent Schools

Arcola ES
 Kemp Mill ES
 Bel Pre/Strathmore ES
 Weller Road ES
 Georgian Forest ES
 Westover ES
 Jackson Road ES

- 4-Yr Projection
 - Utilization : 90.7%
 - Seat Surplus : 71



* MCPS projection, modified according to Annual School Test guidelines (if applicable).



Goshen Elementary School

FY25 Annual School Test

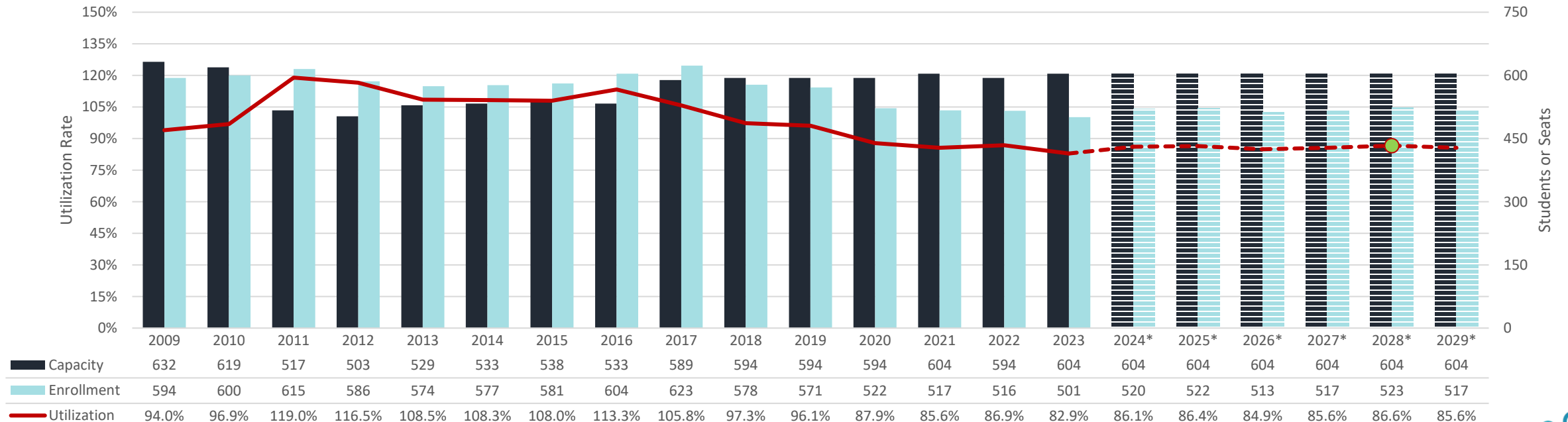
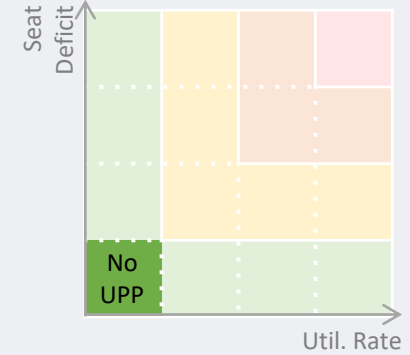
Year Facility Built: 1988
 Last Renovation: -
 Gross Floor Area: 76,740 sq.ft.
 Site Size: 10.5 acres
 Relocatables in 2023: -

Adjacent Schools

William B. Gibbs Jr. ES
 Laytonville ES
 Judith A. Resnik ES
 South Lake ES

Stedwick ES
 Strawberry Knoll ES
 Whetstone ES

- 4-Yr Projection
 - Utilization : 86.6%
 - Seat Surplus : 81



* MCPS projection, modified according to Annual School Test guidelines (if applicable).



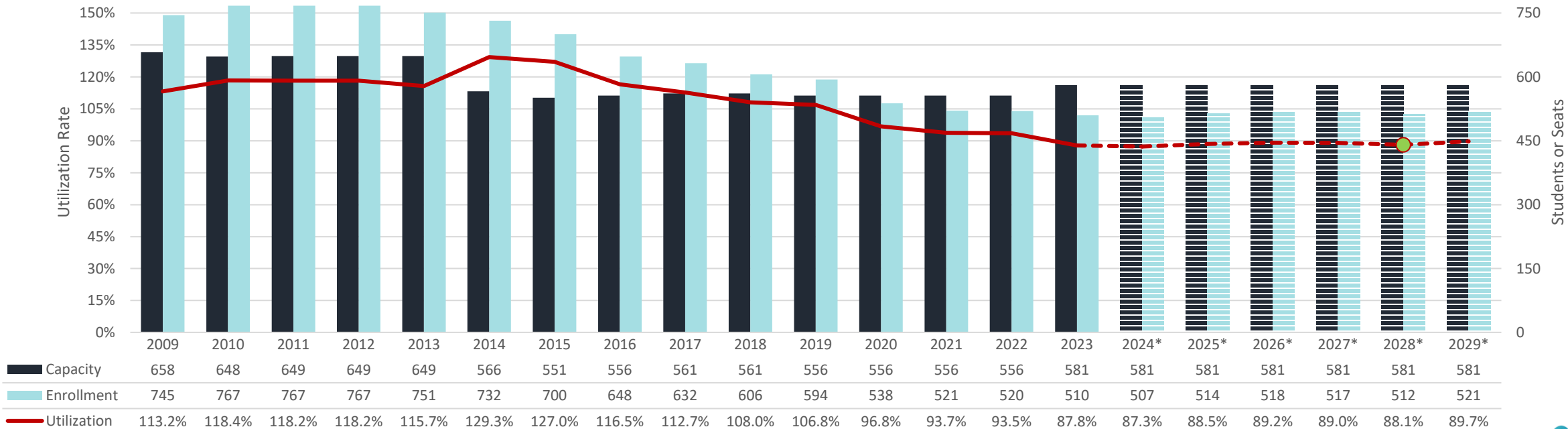
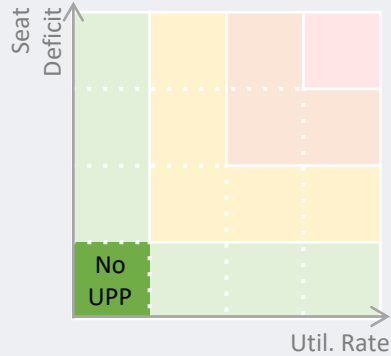
Great Seneca Creek Elementary School

FY25 Annual School Test

Year Facility Built:	2006
Last Renovation:	-
Gross Floor Area:	82,511 sq.ft.
Site Size:	13.7 acres
Relocatables in 2023:	-

Adjacent Schools	
Brown Station ES	Germantown ES
Clopper Mill ES	Thurgood Marshall ES
Darnestown ES	Spark M. Matsunaga ES
Diamond ES	Ronald McNair ES

- 4-Yr Projection
 - Utilization : 88.1%
 - Seat Surplus : 69



* MCPS projection, modified according to Annual School Test guidelines (if applicable).



Greencastle Elementary School

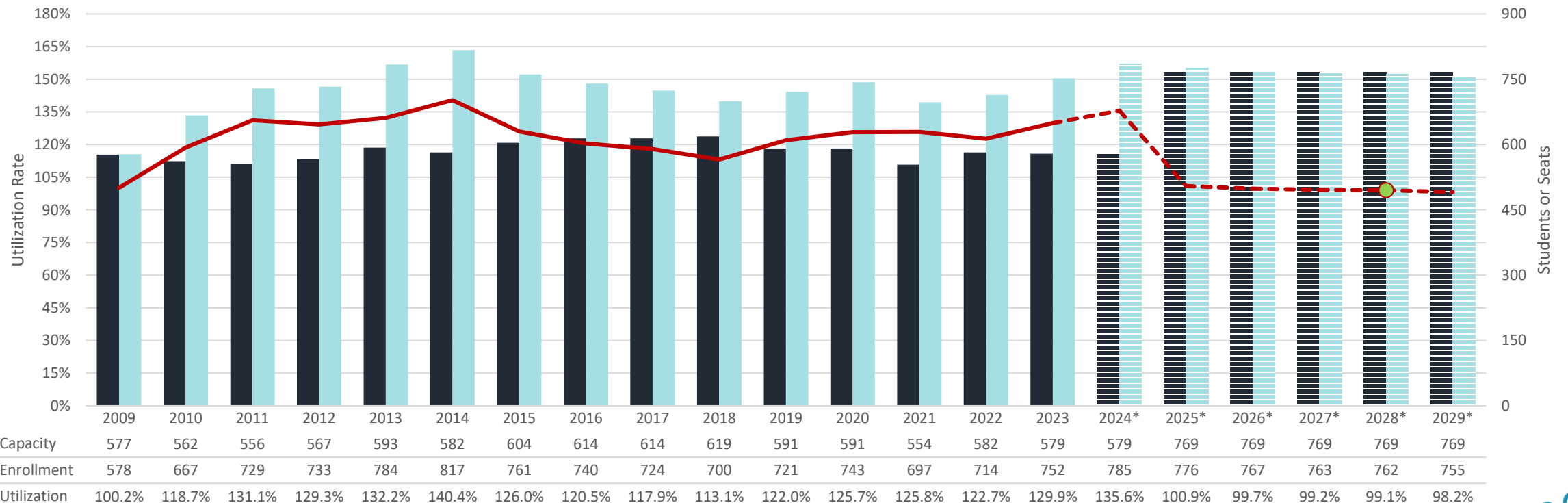
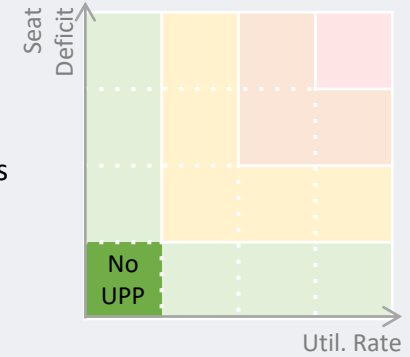
FY25 Annual School Test

Year Facility Built: 1988
 Last Renovation: -
 Gross Floor Area: 78,275 sq.ft.
 Site Size: 18.9 acres
 Relocatables in 2023: 10

Adjacent Schools

Burtonsville ES
 Cloverly ES
 Fairland ES
 Galway ES

- 4-Yr Projection
 - Utilization : 99.1%
 - Seat Surplus : 7
- Capacity projection assumes completion of classroom addition project in 2025.



* MCPS projection, modified according to Annual School Test guidelines (if applicable).



Greenwood Elementary School

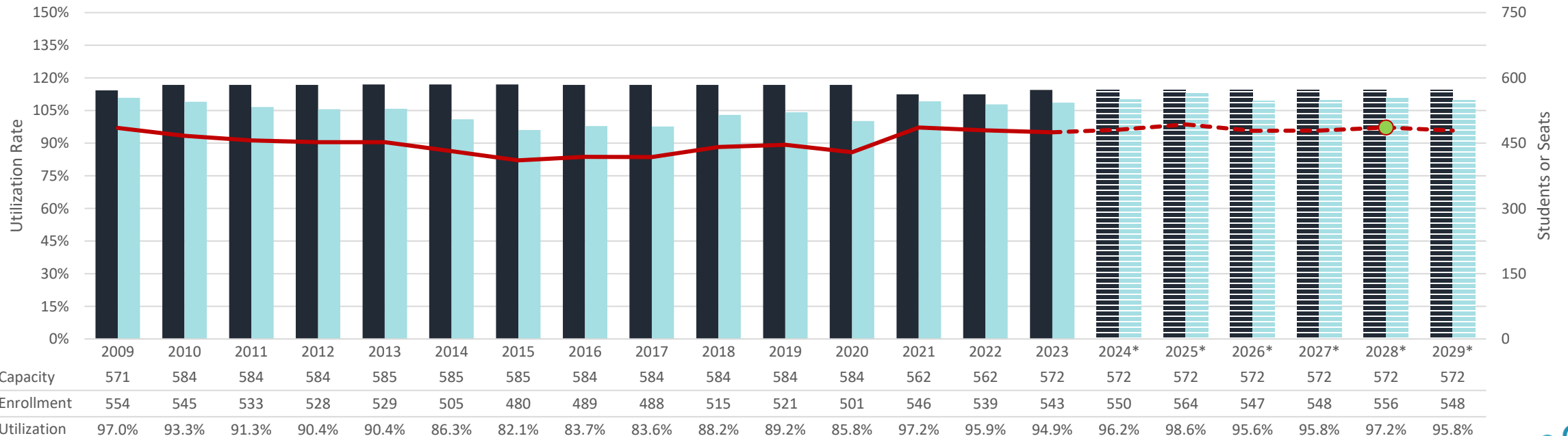
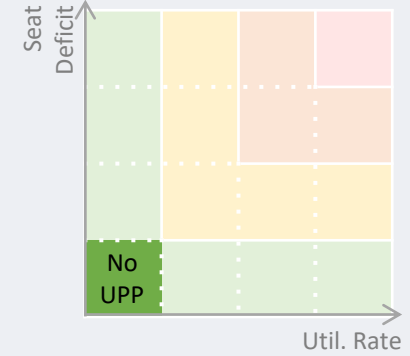
FY25 Annual School Test

Year Facility Built: 1970
 Last Renovation: -
 Gross Floor Area: 64,609 sq.ft.
 Site Size: 10 acres
 Relocatables in 2023: -

Adjacent Schools

Belmont ES
 Brooke Grove ES
 Laytonsville ES
 Olney ES
 Sherwood ES

- 4-Yr Projection
 - Utilization : 97.2%
 - Seat Surplus : 16



* MCPS projection, modified according to Annual School Test guidelines (if applicable).



Harmony Hills Elementary School

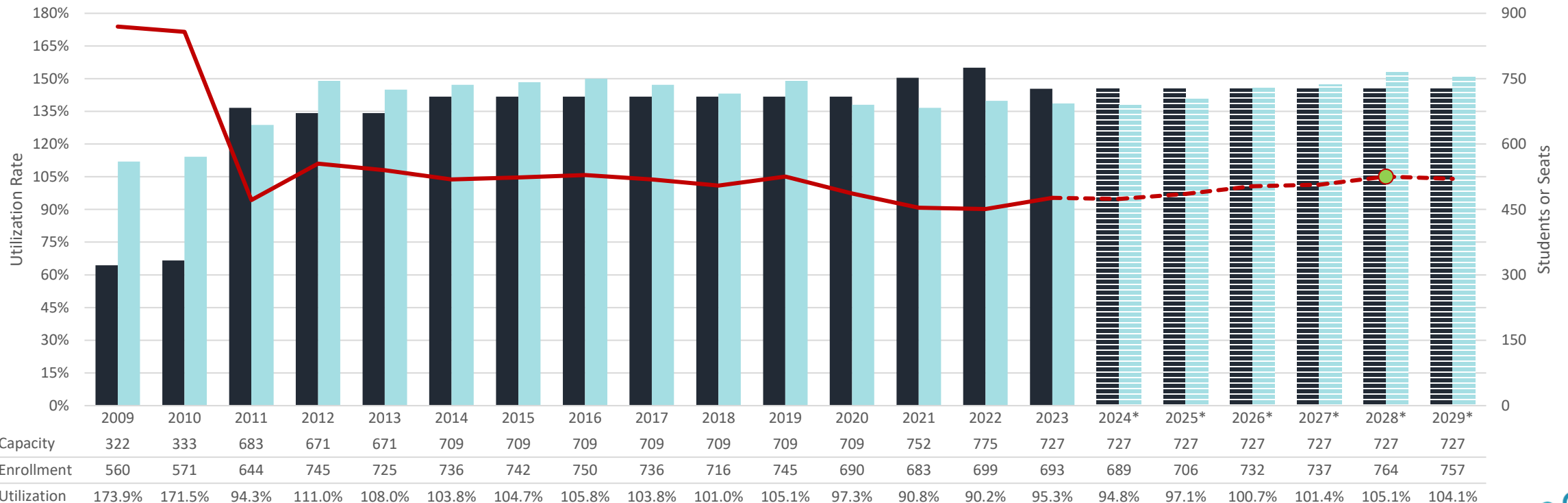
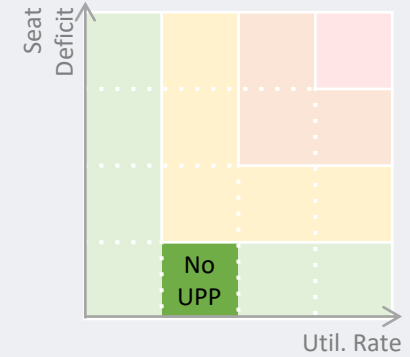
FY25 Annual School Test

Year Facility Built: 1957
 Last Renovation: 1999 (2011 add'n)
 Gross Floor Area: 85,648 sq.ft.
 Site Size: 10.2 acres
 Relocatables in 2023: 4

Adjacent Schools

Lucy V. Barnsley ES Sargent Shriver ES
 Bel Pre/Strathmore ES Weller Road ES
 Brookhaven ES Wheaton Woods ES
 Georgian Forest ES

- 4-Yr Projection
 - Utilization : 105.1%
 - Seat Deficit : 37



* MCPS projection, modified according to Annual School Test guidelines (if applicable).



Highland Elementary School

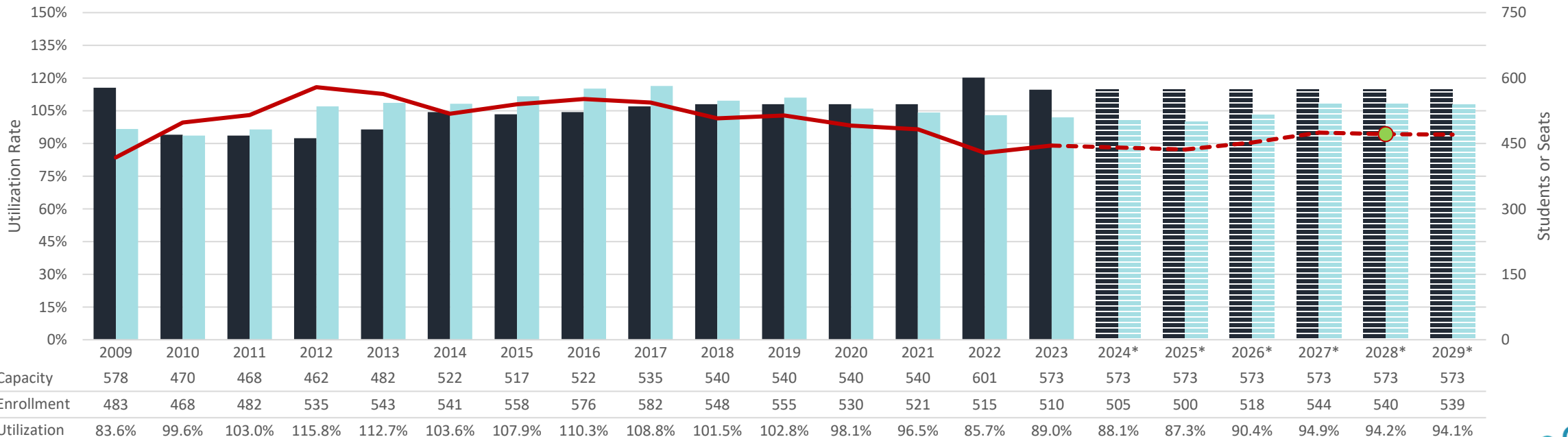
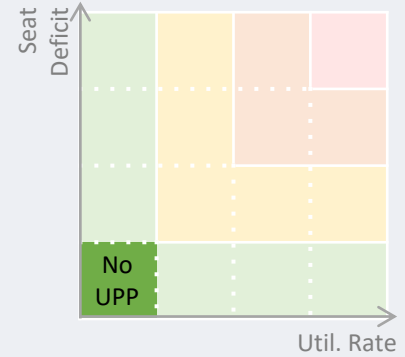
FY25 Annual School Test

Year Facility Built: 1950
 Last Renovation: 1989
 Gross Floor Area: 87,491 sq.ft.
 Site Size: 11 acres
 Relocatables in 2023: -

Adjacent Schools

Arcola ES
 Kemp Mill ES
 Rock View ES
 Sargent Shriver ES
 Viers Mill ES

- 4-Yr Projection
 - Utilization : 94.2%
 - Seat Surplus : 33



* MCPS projection, modified according to Annual School Test guidelines (if applicable).



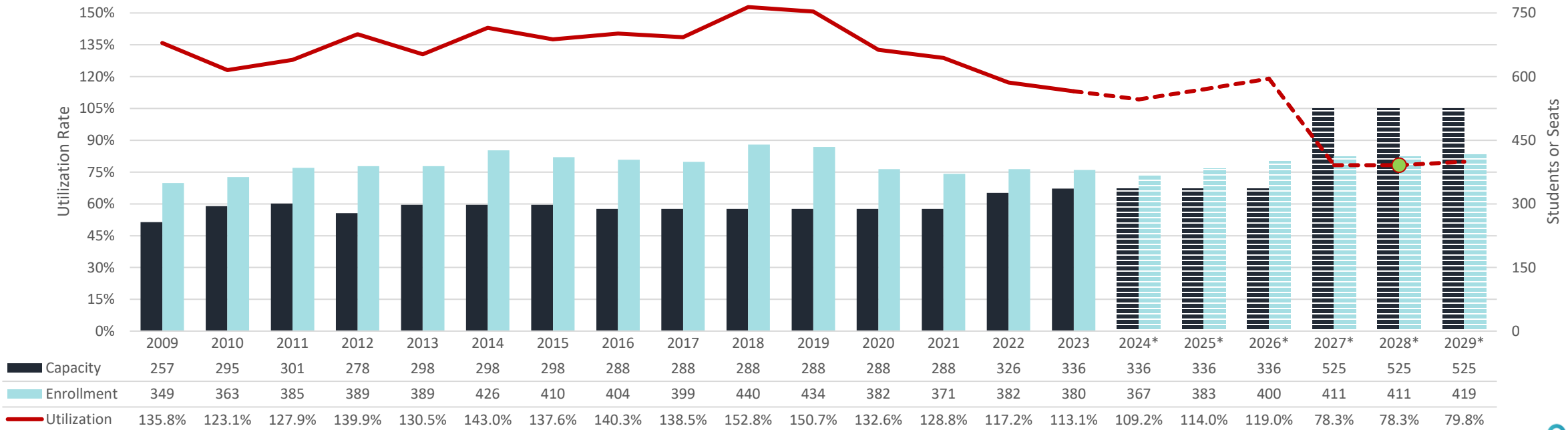
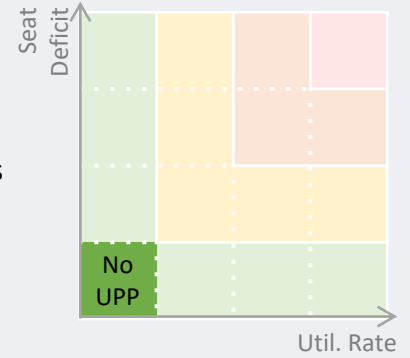
Highland View Elementary School

FY25 Annual School Test

Year Facility Built:	1953
Last Renovation:	1994
Gross Floor Area:	59,307 sq.ft.
Site Size:	6.6 acres
Relocatables in 2023:	6

Adjacent Schools
Montgomery Knolls/Pine Crest ES New Hampshire Estates/Oak View ES Sligo Creek ES Woodlin ES

- 4-Yr Projection
 - Utilization : 78.3%
 - Seat Surplus : 114
- Capacity projection assumes completion of classroom addition project in 2027.



* MCPS projection, modified according to Annual School Test guidelines (if applicable).



Jackson Road Elementary School

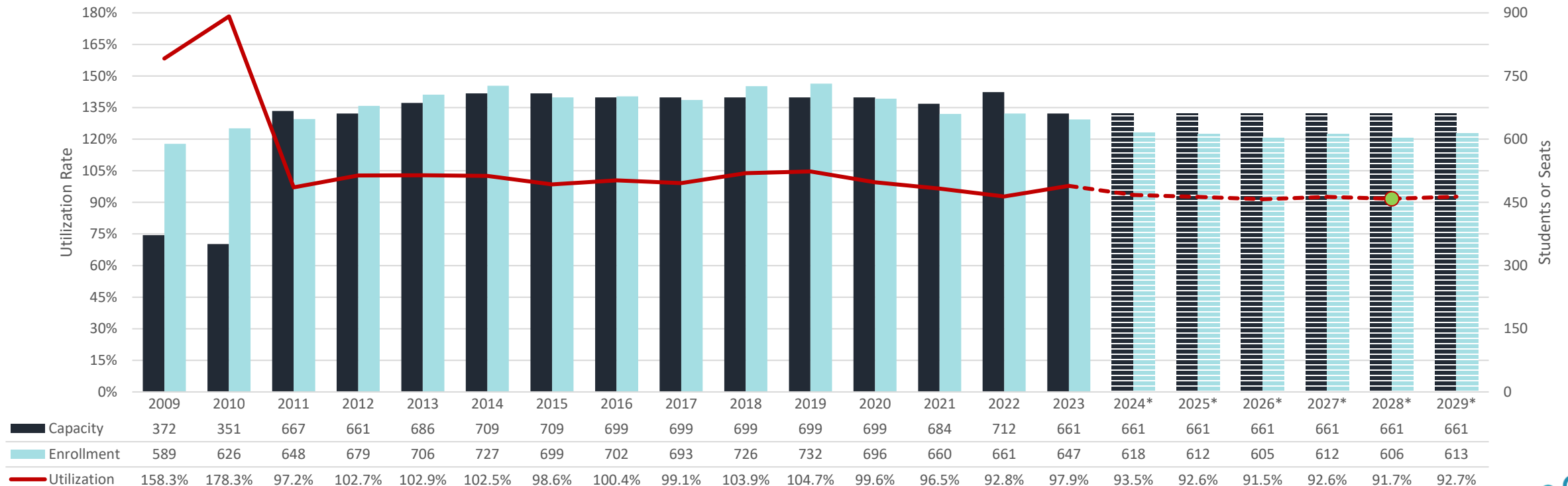
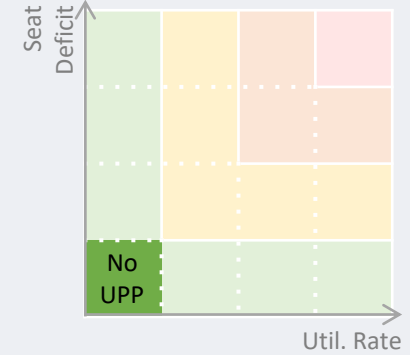
FY25 Annual School Test

Year Facility Built: 1959
Last Renovation: 1995 (2011 add'n)
Gross Floor Area: 91,465 sq.ft.
Site Size: 8.8 acres
Relocatables in 2023: 3

Adjacent Schools

Burnt Mills ES	Glenallan ES
Cannon Road ES	Kemp Mill ES
Dr. Charles R. Drew ES	Roscoe R. Nix/Cresthaven ES
Fairland ES	Westover ES
Galway ES	

- 4-Yr Projection
 - Utilization : 91.7%
 - Seat Surplus : 55



* MCPS projection, modified according to Annual School Test guidelines (if applicable).



Jones Lane Elementary School

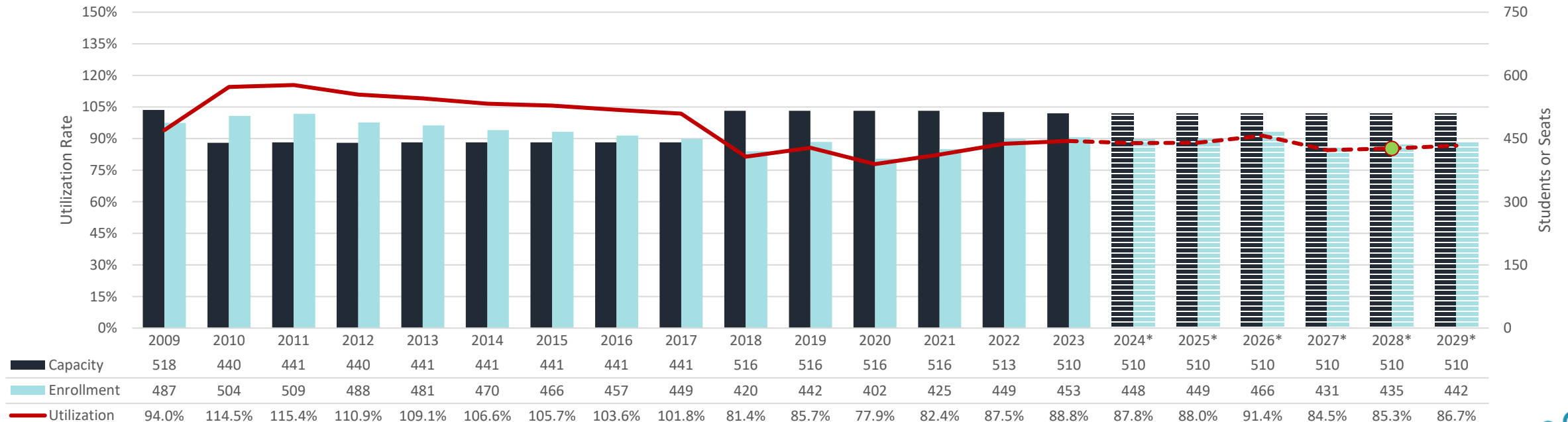
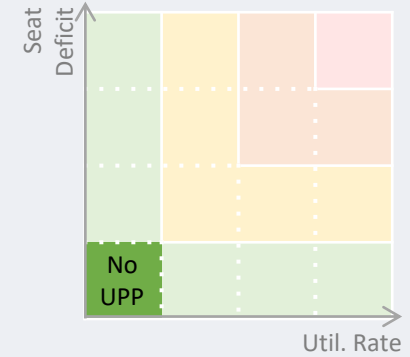
FY25 Annual School Test

Year Facility Built: 1987
 Last Renovation: -
 Gross Floor Area: 60,679 sq.ft.
 Site Size: 12.1 acres
 Relocatables in 2023: -

Adjacent Schools

Rachel Carson ES	Thurgood Marshall ES
Darnestown ES	Rosemont ES
Diamond ES	Summit Hall ES
DuFief ES	Travilah ES
Fallsmead ES	Washington Grove ES
Fields Road ES	

- 4-Yr Projection
 - Utilization : 85.3%
 - Seat Surplus : 75



* MCPS projection, modified according to Annual School Test guidelines (if applicable).



Kemp Mill Elementary School

FY25 Annual School Test

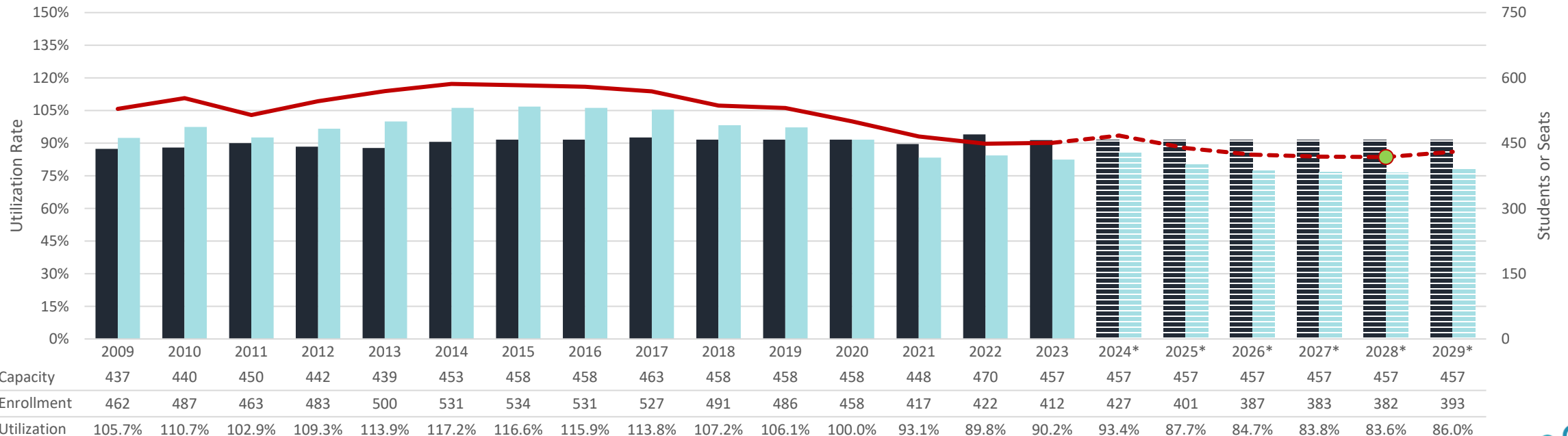
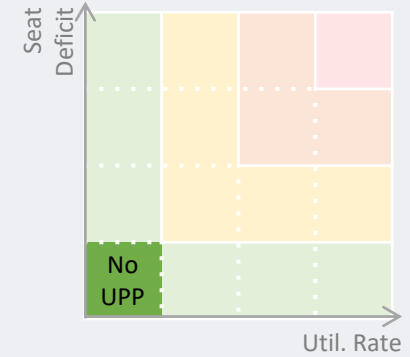
Year Facility Built: 1960
 Last Renovation: 1996
 Gross Floor Area: 68,222 sq.ft.
 Site Size: 10 acres
 Relocatables in 2023: 3

Adjacent Schools

Arcola ES
 Burnt Mills ES
 Forest Knolls ES

Glenallan ES
 Highland ES
 Jackson Road ES

- 4-Yr Projection
 - Utilization : 83.6%
 - Seat Surplus : 75



* MCPS projection, modified according to Annual School Test guidelines (if applicable).



Kensington-Parkwood Elementary School

FY25 Annual School Test

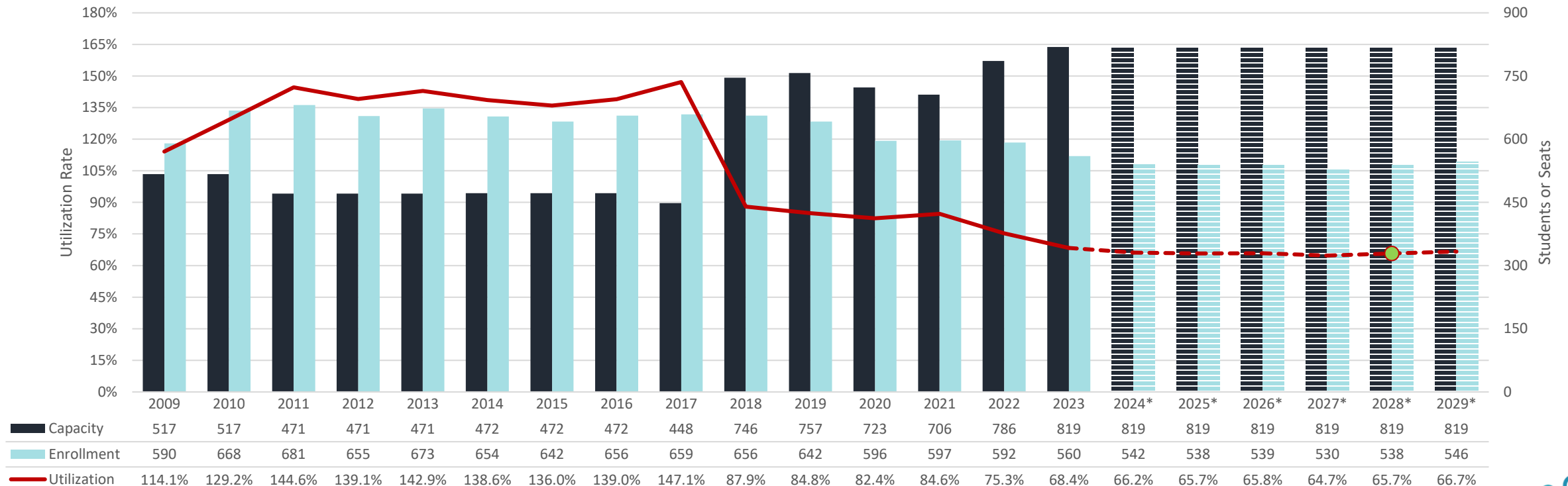
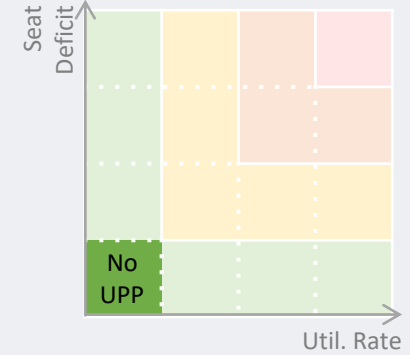
Year Facility Built: 1952
 Last Renovation: 2006 (2018 add'n)
 Gross Floor Area: 102,382
 Site Size: 9.9 acres
 Relocatables in 2023: -

Adjacent Schools

Ashburton ES
 Garrett Park ES
 Luxmanor ES
 Oakland Terrace ES

Rock View ES
 Rosemary Hills/N. Chevy Chase ES
 Viers Mill ES
 Wyngate ES

- 4-Yr Projection
 - Utilization : 65.7%
 - Seat Surplus : 281



* MCPS projection, modified according to Annual School Test guidelines (if applicable).



Lake Seneca Elementary School

FY25 Annual School Test

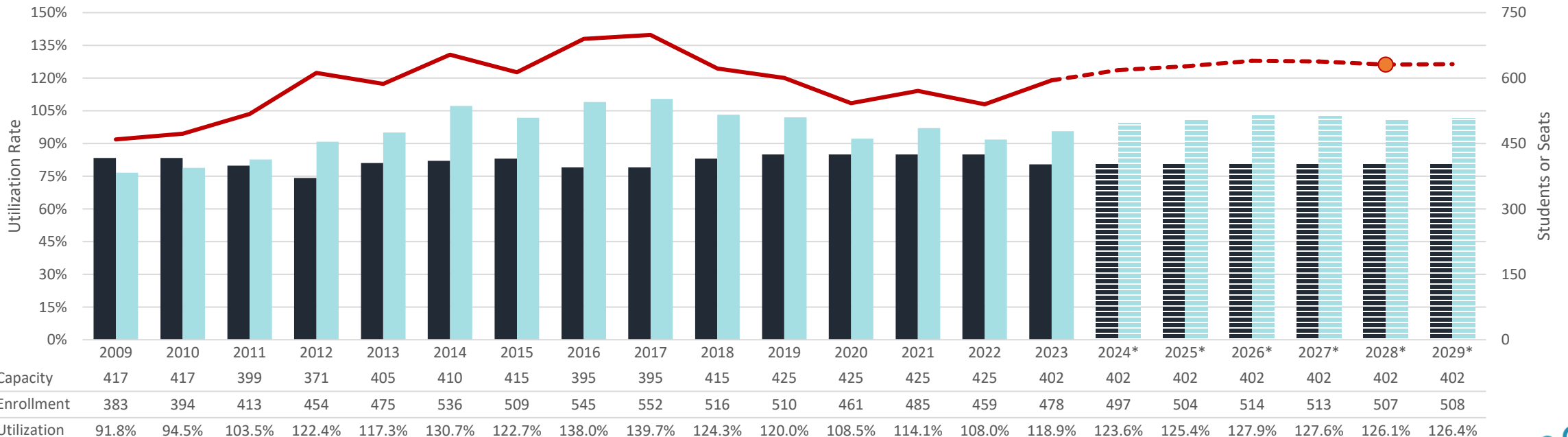
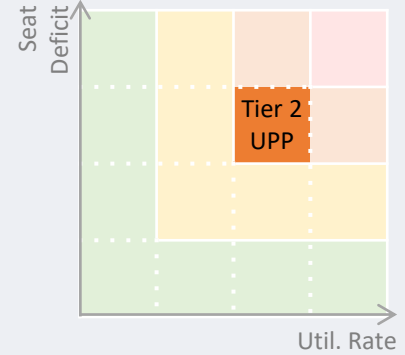
Year Facility Built: 1985
 Last Renovation: -
 Gross Floor Area: 58,770 sq.ft.
 Site Size: 9.4 acres
 Relocatables in 2023: 9

Adjacent Schools

Clopper Mill ES
 William B. Gibbs Jr. ES
 Spark M. Matsunaga ES
 S. Christa McAuliffe ES

Ronald McNair ES
 Dr. Salley K. Ride ES
 Waters Landing ES

- 4-Yr Projection
 - Utilization : 126.1%
 - Seat Deficit : 105



* MCPS projection, modified according to Annual School Test guidelines (if applicable).



Lakewood Elementary School

FY25 Annual School Test

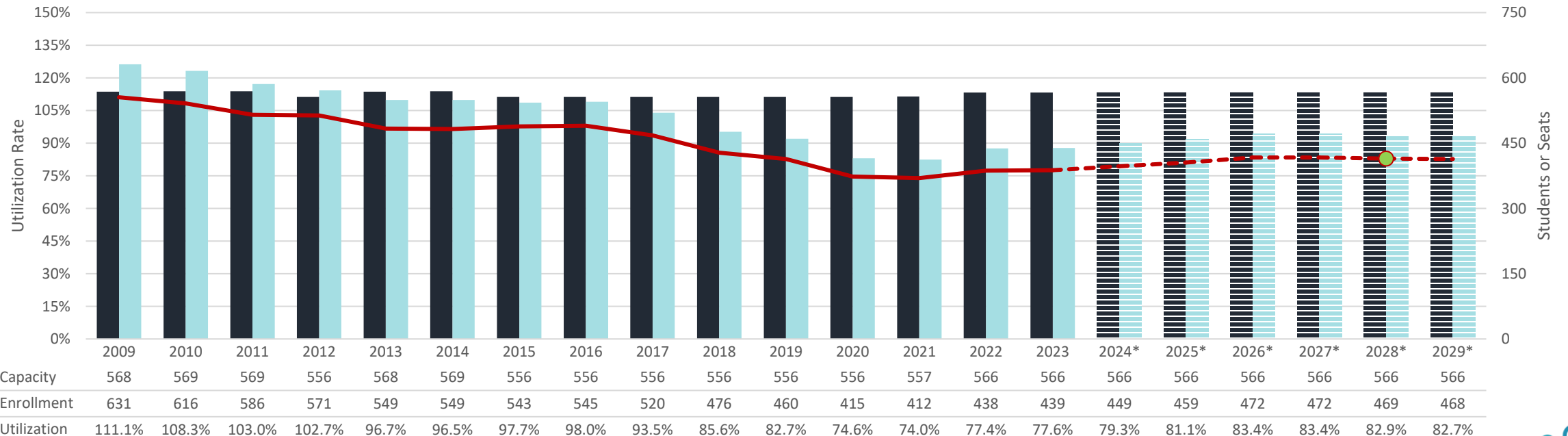
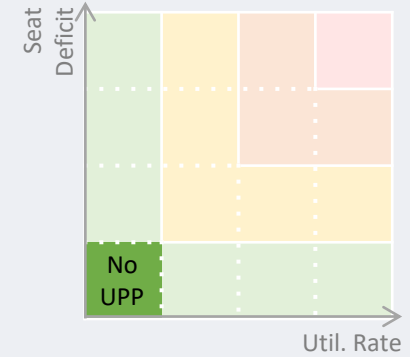
Year Facility Built: 1968
 Last Renovation: 2003
 Gross Floor Area: 77,526 sq.ft.
 Site Size: 13.1 acres
 Relocatables in 2023: -

Adjacent Schools

Fallsmead ES
 Potomac ES
 Ritchie Park ES

Stone Mill ES
 Travilah ES
 Wayside ES

- 4-Yr Projection
 - Utilization : 82.9%
 - Seat Surplus : 97



* MCPS projection, modified according to Annual School Test guidelines (if applicable).



Laytonville Elementary School

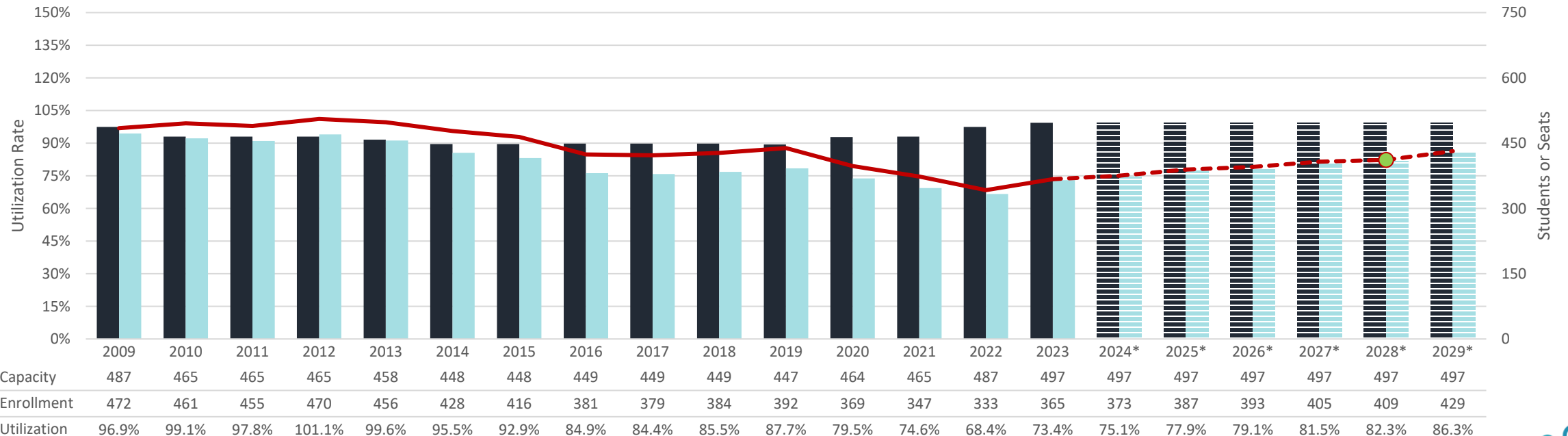
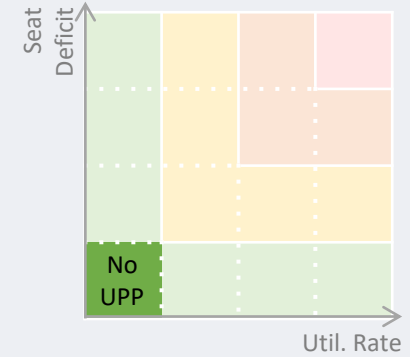
FY25 Annual School Test

Year Facility Built: 1951
 Last Renovation: 1989
 Gross Floor Area: 64,160 sq.ft.
 Site Size: 10.4 acres
 Relocatables in 2023: -

Adjacent Schools

Belmont ES	Greenwood ES
Cedar Grove ES	Olney ES
Clearspring ES	Judith A. Resnik ES
Damascus ES	Sequoyah ES
William B. Gibbs Jr. ES	Woodfield ES
Goshen ES	

- 4-Yr Projection
 - Utilization : 82.3%
 - Seat Surplus : 88



* MCPS projection, modified according to Annual School Test guidelines (if applicable).



JoAnn Leleck Elementary School

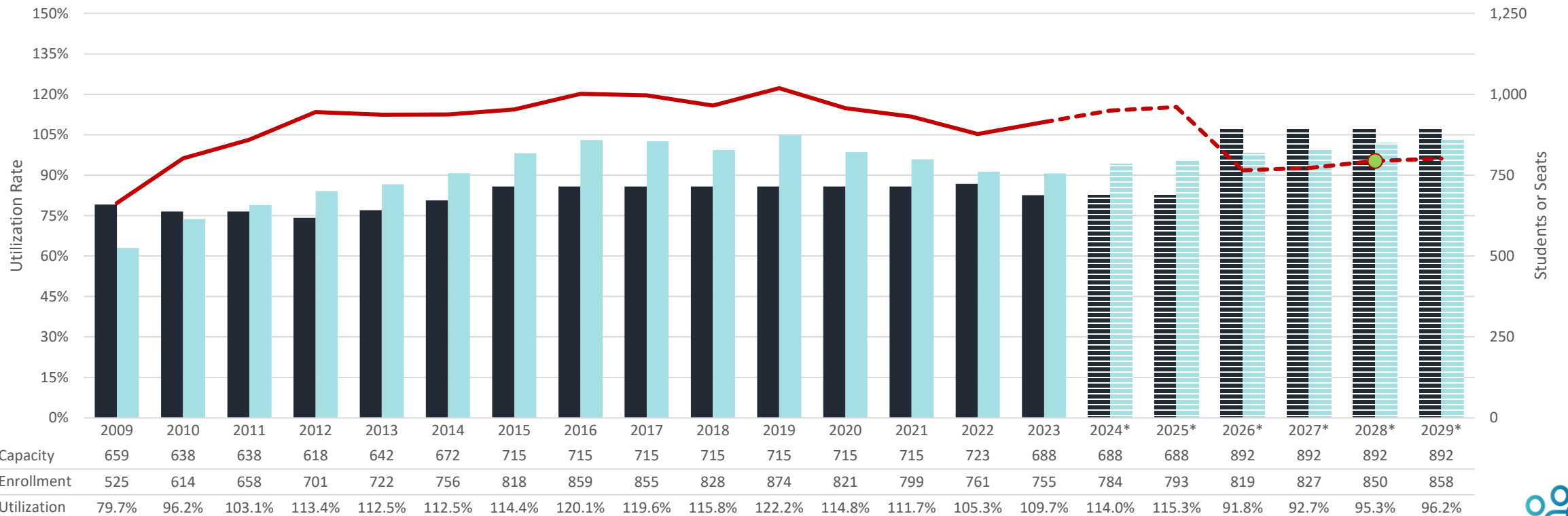
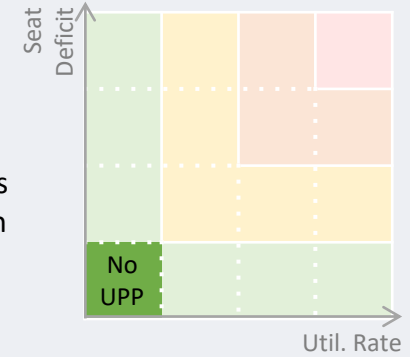
FY25 Annual School Test

Year Facility Built: 1952
 Last Renovation: 1974 (2006 add'n)
 Gross Floor Area: 88,922 sq.ft.
 Site Size: 6.1 acres
 Relocatables in 2023: 12

Adjacent Schools

Montgomery Knolls/Pine Crest ES
 New Hampshire Estates/Oak View ES
 Roscoe R. Nix/Cresthaven ES

- 4-Yr Projection
 - Utilization : 95.3%
 - Seat Surplus : 42
- Capacity projection assumes completion of new facility in 2026.



* MCPS projection, modified according to Annual School Test guidelines (if applicable).



Little Bennett Elementary School

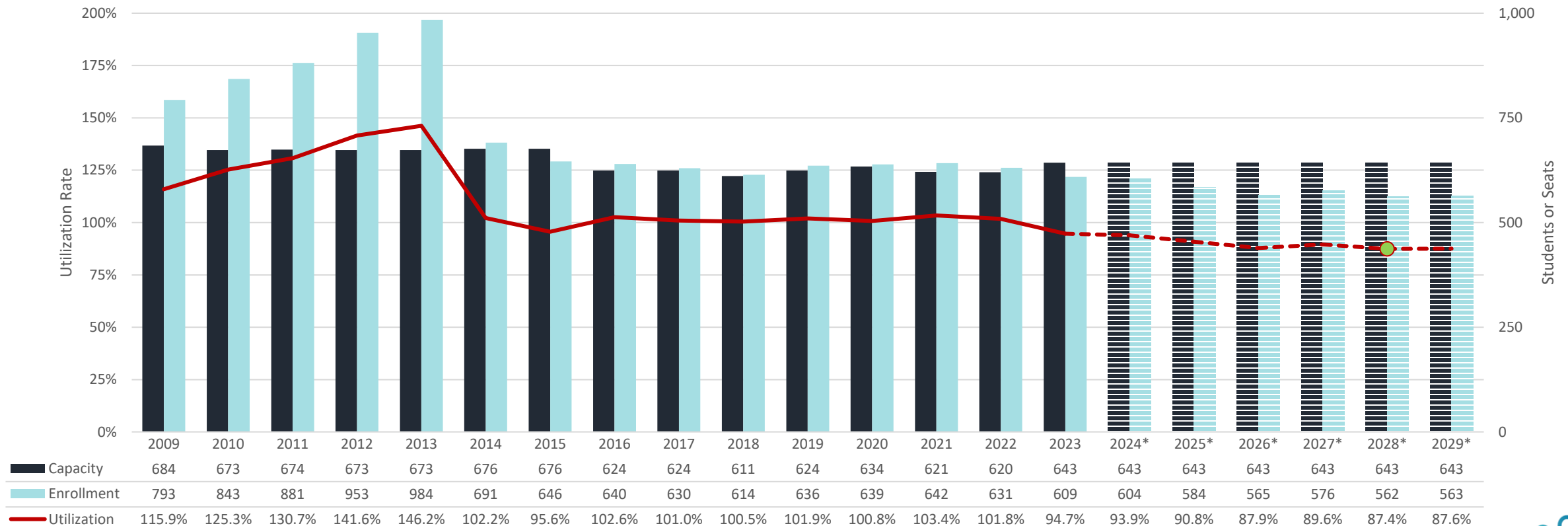
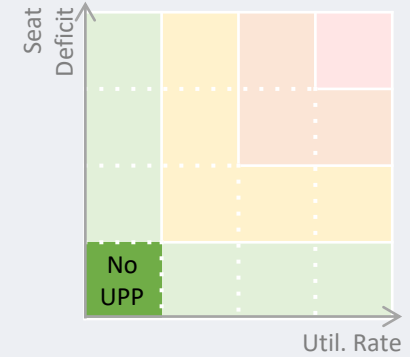
FY25 Annual School Test

Year Facility Built: 2006
 Last Renovation: -
 Gross Floor Area: 82,511 sq.ft.
 Site Size: 4.8 acres
 Relocatables in 2023: -

Adjacent Schools

Cedar Grove ES
 Clarksburg ES
 Damascus ES
 Snowden Farm ES
 Wilson Wims ES

- 4-Yr Projection
 - Utilization : 87.4%
 - Seat Surplus : 81



* MCPS projection, modified according to Annual School Test guidelines (if applicable).



Luxmanor Elementary School

FY25 Annual School Test

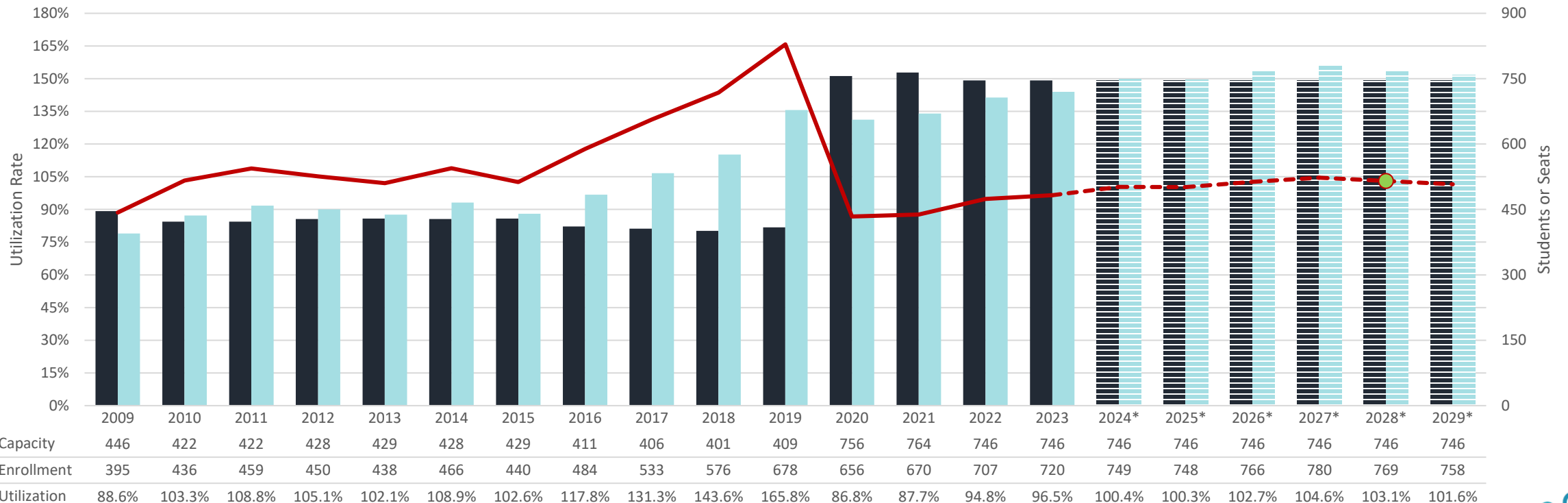
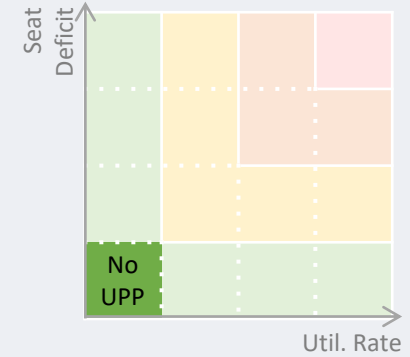
Year Facility Built: 1966
 Last Renovation: 2020
 Gross Floor Area: 99,376 sq.ft.
 Site Size: 6.5 acres
 Relocatables in 2023: -

Adjacent Schools

Ashburton ES
 Beverly Farms ES
 Farmland ES

Garrett Park ES
 Kensington-Parkwood ES
 Viers Mill ES

- 4-Yr Projection
 - Utilization : 103.1%
 - Seat Deficit : 23



* MCPS projection, modified according to Annual School Test guidelines (if applicable).



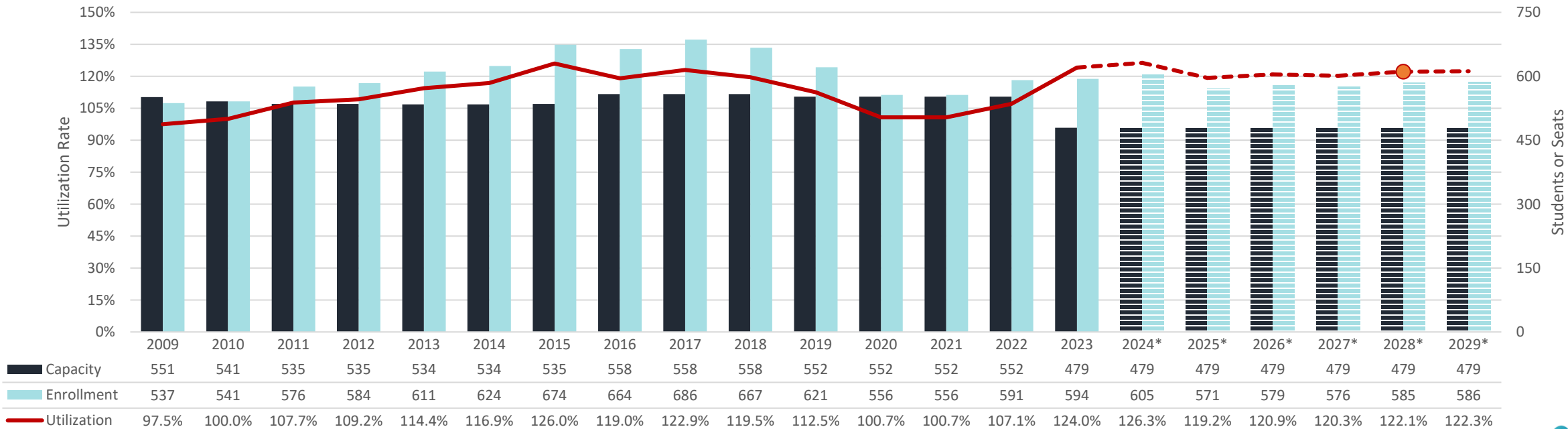
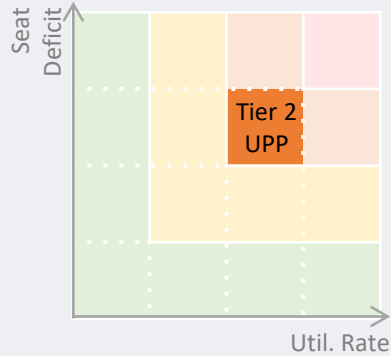
Thurgood Marshall Elementary School

FY25 Annual School Test

Year Facility Built:	1993
Last Renovation:	-
Gross Floor Area:	77,798 sq.ft.
Site Size:	12 acres
Relocatables in 2023:	5

Adjacent Schools	
Brown Station ES	Great Seneca Creek ES
Rachel Carson ES	Jones Lane ES
Darnestown ES	Rosemont ES
Diamond ES	South Lake ES
DuFief ES	

- 4-Yr Projection
 - Utilization : 122.1%
 - Seat Deficit : 106



* MCPS projection, modified according to Annual School Test guidelines (if applicable).



Maryvale Elementary School

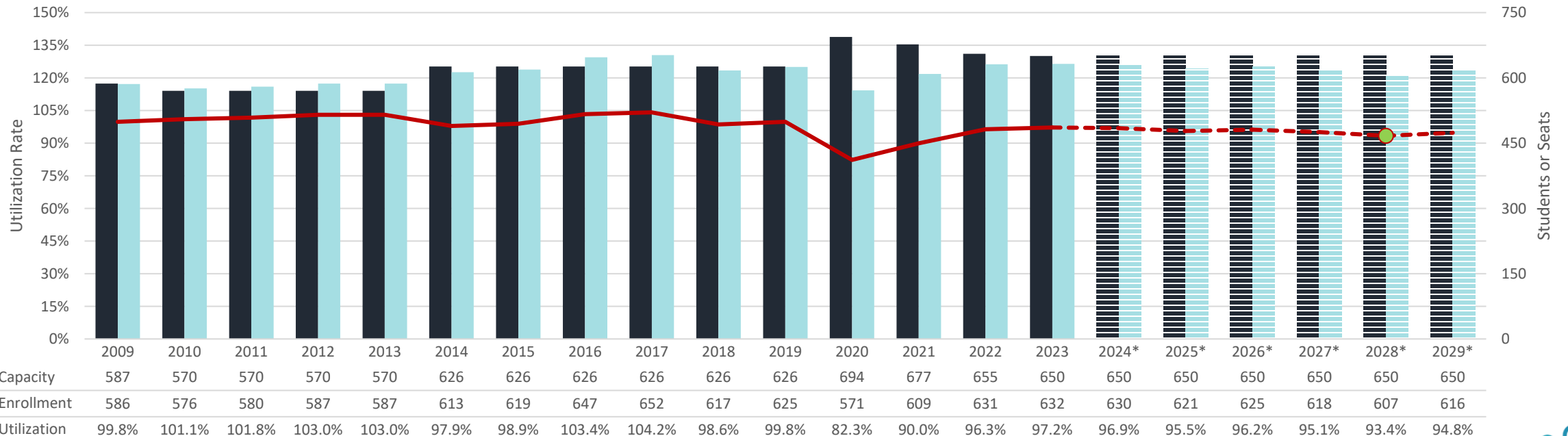
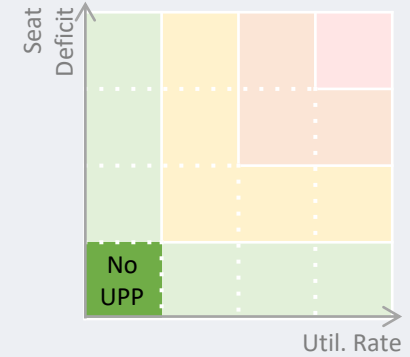
FY25 Annual School Test

Year Facility Built: 1969
 Last Renovation: 2020
 Gross Floor Area: 178,625 sq.ft.
 Site Size: 17.7 acres
 Relocatables in 2023: -

Adjacent Schools

Beall ES
 Candlewood ES
 College Gardens ES
 Flower Valley ES
 Meadow Hall ES
 Sequoyah ES

- 4-Yr Projection
 - Utilization : 93.4%
 - Seat Surplus : 43



* MCPS projection, modified according to Annual School Test guidelines (if applicable).



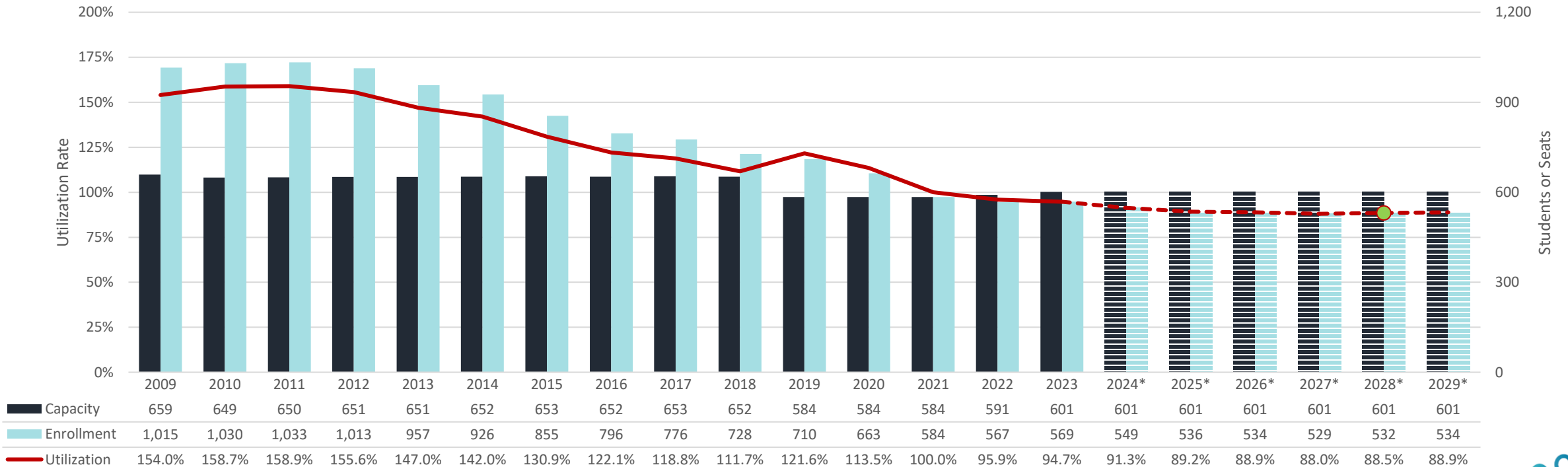
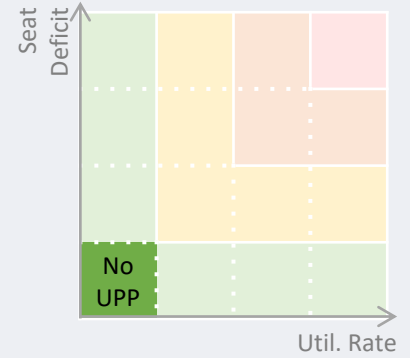
Spark M. Matsunaga Elementary School

FY25 Annual School Test

Year Facility Built:	2001
Last Renovation:	-
Gross Floor Area:	90,718 sq.ft.
Site Size:	11.8 acres
Relocatables in 2023:	-

Adjacent Schools	
Clopper Mill ES	Lake Seneca ES
Darnestown ES	S. Christa McAuliffe ES
Germantown ES	Ronald McNair ES
William B. Gibbs Jr. ES	Monocacy ES
Great Seneca Creek ES	

- 4-Yr Projection
 - Utilization : 88.5%
 - Seat Surplus : 69



* MCPS projection, modified according to Annual School Test guidelines (if applicable).



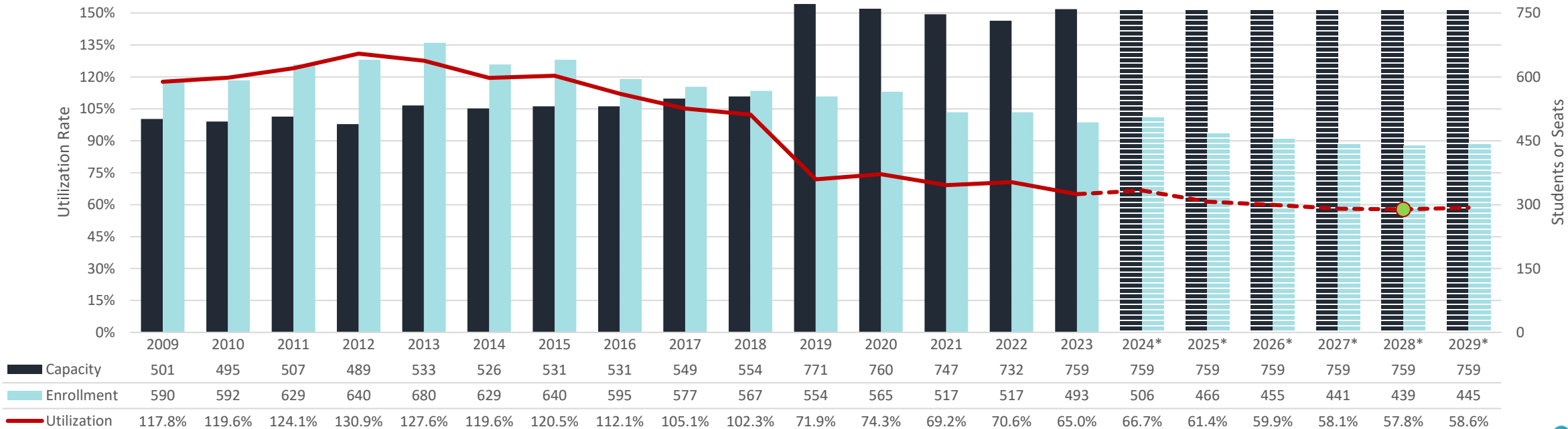
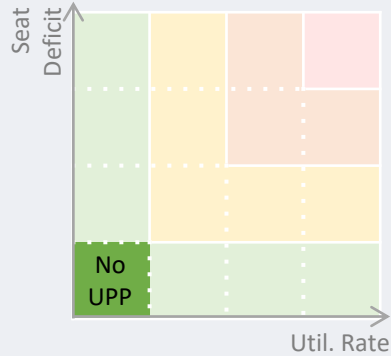
S. Christa McAuliffe Elementary School

FY25 Annual School Test

Year Facility Built: 1987
Last Renovation: - (2019 add'n)
Gross Floor Area: 102,111 sq.ft.
Site Size: 10.6 acres
Relocatables in 2023: -

Adjacent Schools
 Brown Station ES Lake Seneca ES
 Clopper Mill ES Spark M. Matsunaga ES
 Fox Chapel ES Dr. Salley K. Ride ES
 Germantown ES Watkins Mill ES

- 4-Yr Projection
 - Utilization : 57.8%
 - Seat Surplus : 320



* MCPS projection, modified according to Annual School Test guidelines (if applicable).



Ronald McNair Elementary School

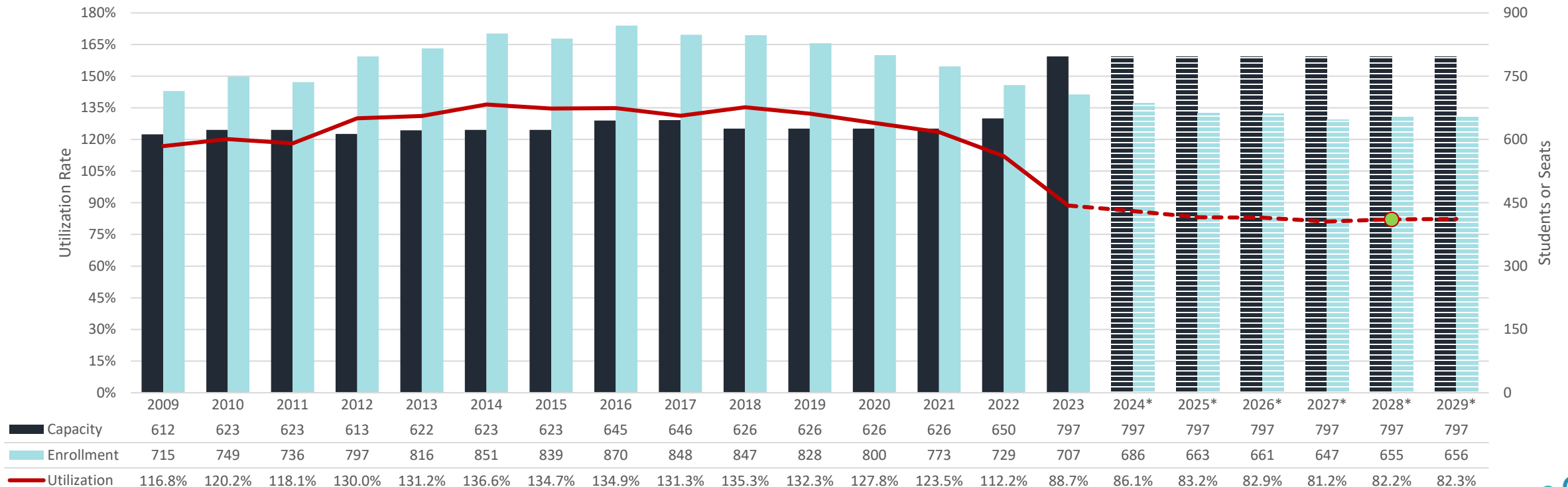
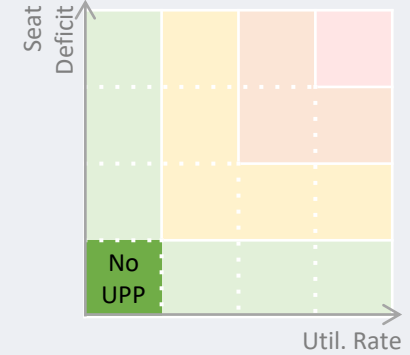
FY25 Annual School Test

Year Facility Built: 1990
 Last Renovation: - (2023 add'n)
 Gross Floor Area: 91,613 sq.ft.
 Site Size: 10 acres
 Relocatables in 2023: -

Adjacent Schools

Clopper Mill ES Great Seneca Creek ES
 Germantown ES Lake Seneca ES
 William B. Gibbs Jr. ES Spark M. Matsunaga ES

- 4-Yr Projection
 - Utilization : 82.2%
 - Seat Surplus : 142



* MCPS projection, modified according to Annual School Test guidelines (if applicable).



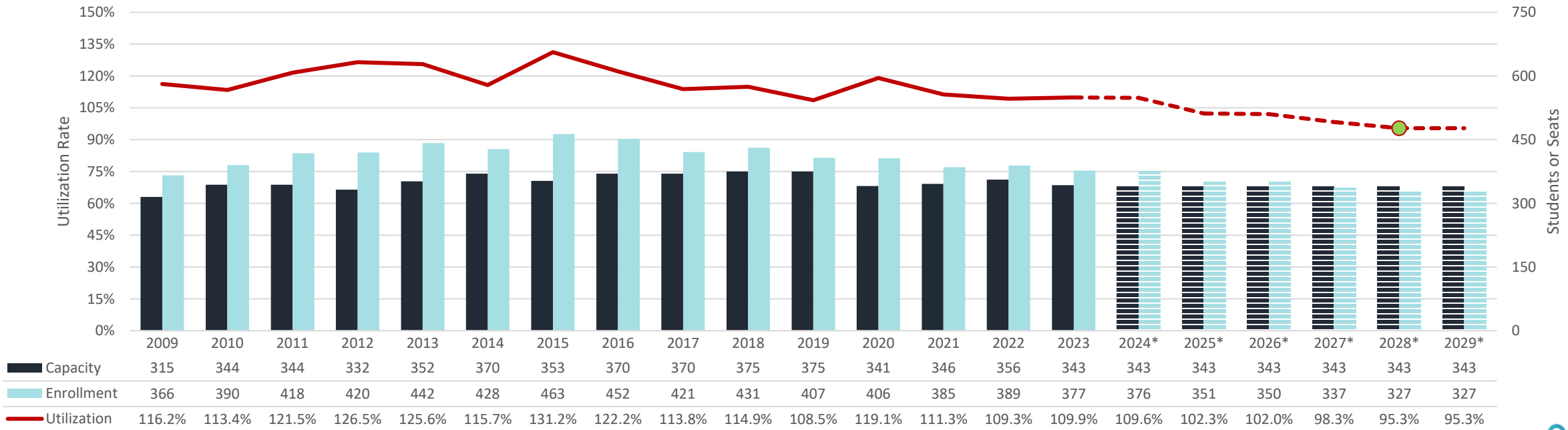
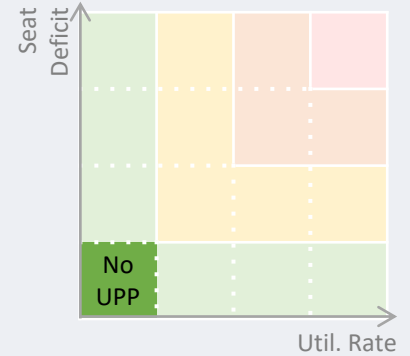
Meadow Hall Elementary School

FY25 Annual School Test

Year Facility Built:	1956
Last Renovation:	1994
Gross Floor Area:	61,964 sq.ft.
Site Size:	8.4 acres
Relocatables in 2023:	7

Adjacent Schools	
Lucy V. Barnsley ES	Maryvale ES
Beall ES	Rock Creek Valley ES
Flower Valley ES	Bayard Rustin ES
Garrett Park ES	Twinbrook ES

- 4-Yr Projection
 - Utilization : 95.3%
 - Seat Surplus : 16



* MCPS projection, modified according to Annual School Test guidelines (if applicable).



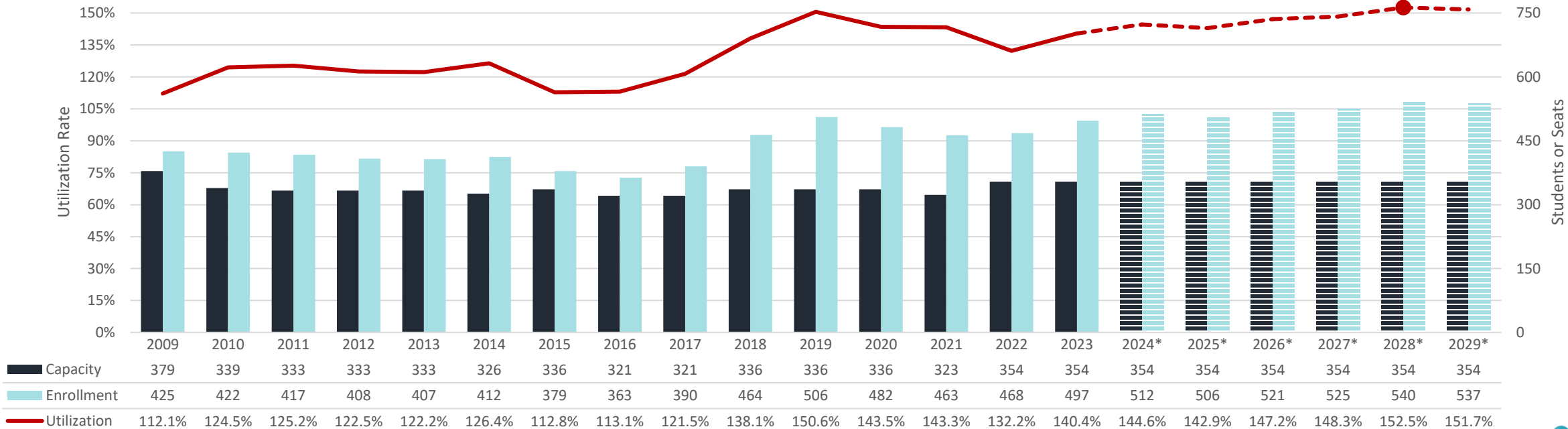
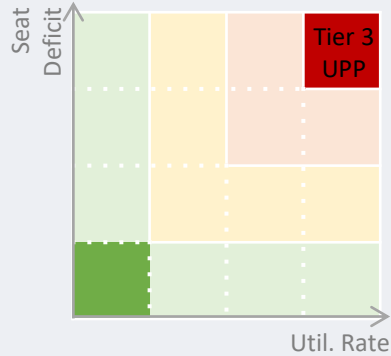
Mill Creek Towne Elementary School

FY25 Annual School Test

Year Facility Built:	1966
Last Renovation:	2000
Gross Floor Area:	67,465 sq.ft.
Site Size:	8.4 acres
Relocatables in 2023:	9

Adjacent Schools
Candlewood ES
Flower Hill ES
Judith A. Resnik ES
Sequoyah ES
Washington Grove ES

- 4-Yr Projection
 - Utilization : 152.5%
 - Seat Deficit : 186



* MCPS projection, modified according to Annual School Test guidelines (if applicable).



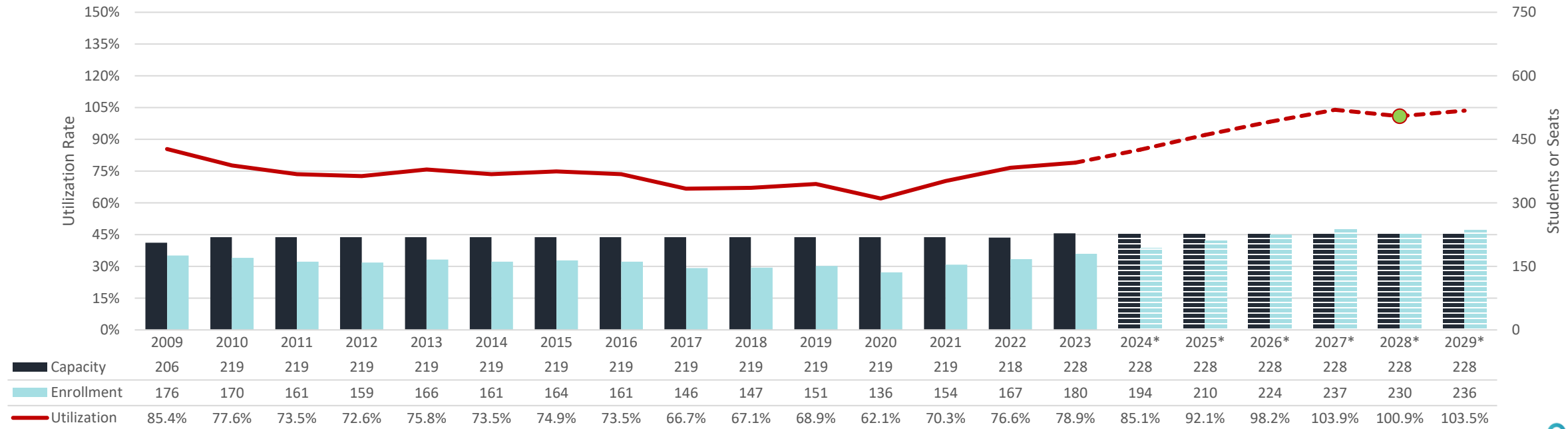
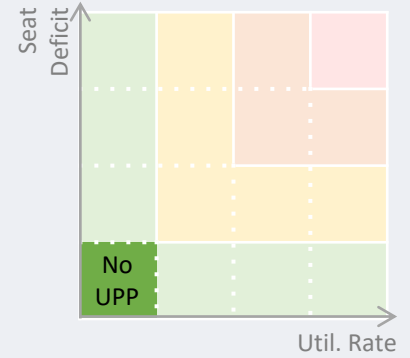
Monocacy Elementary School

FY25 Annual School Test

Year Facility Built:	1961
Last Renovation:	1989
Gross Floor Area:	42,482 sq.ft.
Site Size:	9.7 acres
Relocatables in 2023:	-

Adjacent Schools	
Clarksburg ES Cabin Branch ES Darnestown ES	William B. Gibbs Jr. ES Spark M. Matsunaga ES Poolesville ES

- 4-Yr Projection
 - Utilization : 100.9%
 - Seat Deficit : 2



* MCPS projection, modified according to Annual School Test guidelines (if applicable).



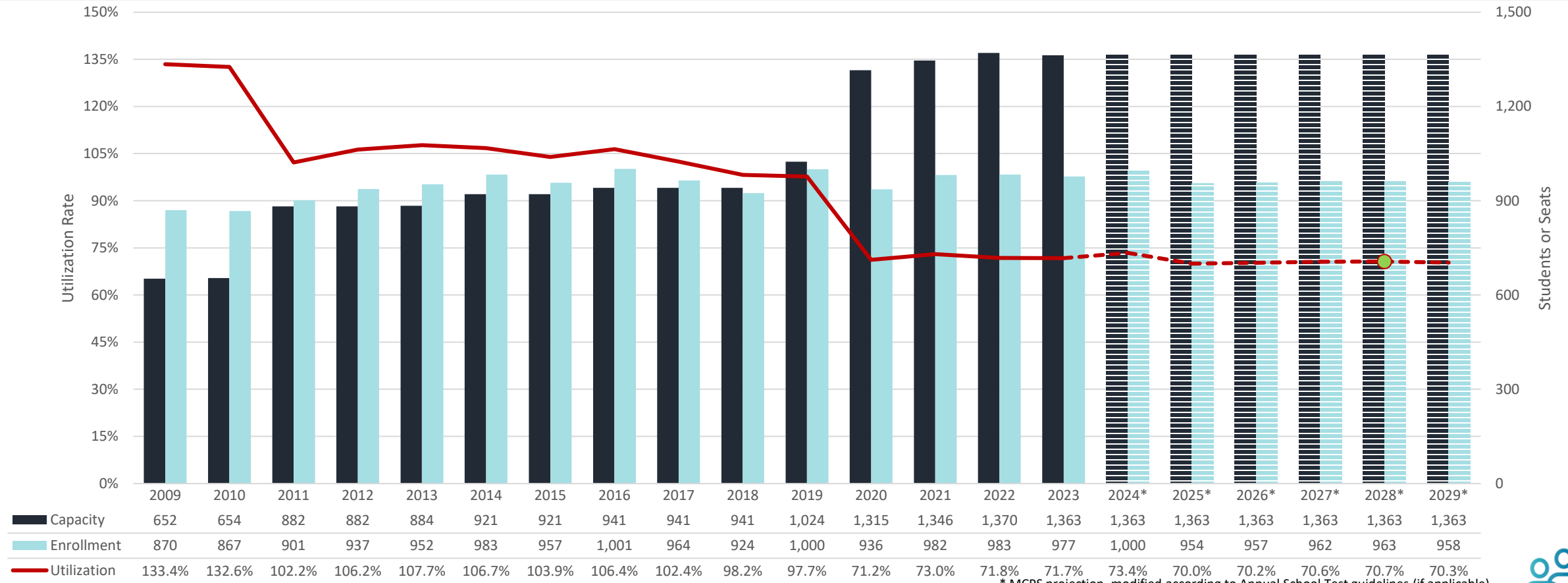
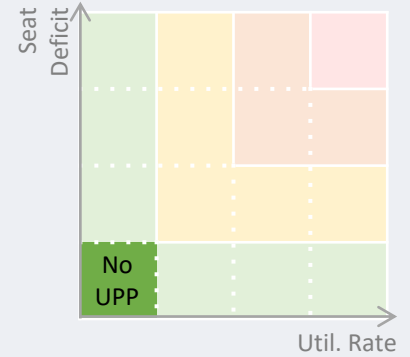
Montgomery Knolls/Pine Crest ES

FY25 Annual School Test

Mont. Knolls / **Pine Crest**
 Year Facility Built: 1952 / 1941
 Last Renovation: 1989 (2020 add'n) / 1992 (2020 add'n)
 GSF: 109,733 sq.ft. / 77,121 sq.ft.
 Site Size: 10.3 acres / 5.6 acres
 Relocatables in 2023: - / -

Adjacent Schools
 Burnt Mills ES Roscoe R. Nix/Cresthaven ES
 Forest Knolls ES Rolling Terrace ES
 Highland View ES Sligo Creek ES
 JoAnn Leleck ES Flora M. Singer ES
 New Hampshire Est/Oak View ES

- 4-Yr Projection
 - Utilization : 70.7%
 - Seat Surplus : 400



* MCPS projection, modified according to Annual School Test guidelines (if applicable).



New Hampshire Estates/Oak View ES

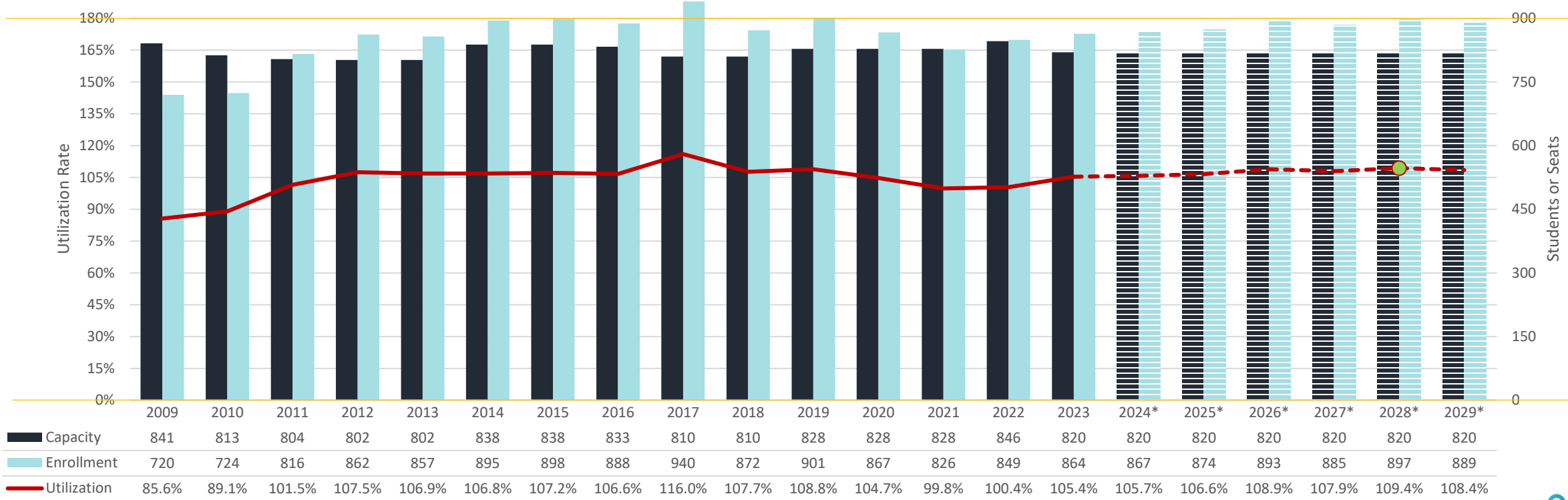
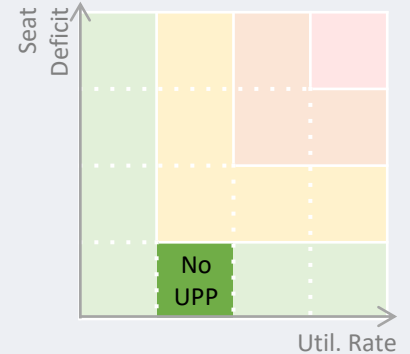
FY25 Annual School Test

	<u>NHE</u>		<u>Oak View</u>
Year Facility Built:	1954	/	1949
Last Renovation:	1988	/	1985
GSF:	73,306 sq.ft.	/	57,560 sq.ft.
Site Size:	5.4 acres	/	11.3 acres
Relocatables in 2023:	-	/	3

Adjacent Schools

Highland View ES	Rolling Terrace ES
JoAnn Leleck ES	Sligo Creek ES
Montgomery Knolls/Pine Crest ES	Takoma Park/Piney Branch ES

- 4-Yr Projection
 - Utilization : 109.4%
 - Seat Deficit : 77



* MCPS projection, modified according to Annual School Test guidelines (if applicable).



Roscoe R. Nix/Cresthaven ES

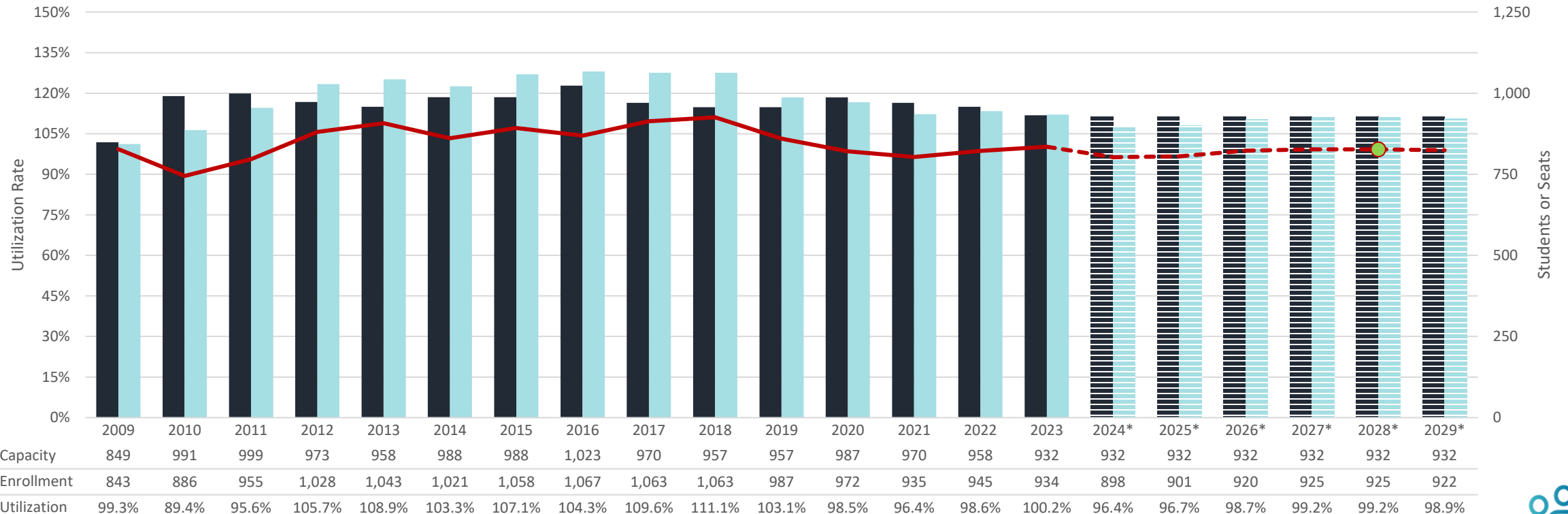
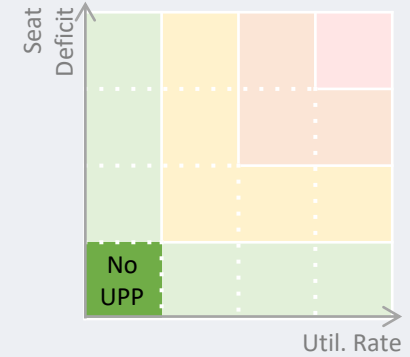
FY25 Annual School Test

	<u>Roscoe R. Nix</u>	<u>Cresthaven</u>
Year Facility Built:	2006	/ 1962
Last Renovation:	-	/ 2010
GSF:	88,351 sq.ft.	/ 76,862 sq.ft.
Site Size:	9 acres	/ 9.8 acres
Relocatables in 2023:	-	/ 2

Adjacent Schools

Burnt Mills ES	Jackson Road ES
Cannon Road ES	JoAnn Leleck ES
Forest Knolls ES	Montgomery Knolls/Pine Crest ES
Galway ES	

- 4-Yr Projection
 - Utilization : 99.2%
 - Seat Surplus : 7



* MCPS projection, modified according to Annual School Test guidelines (if applicable).



Oakland Terrace Elementary School

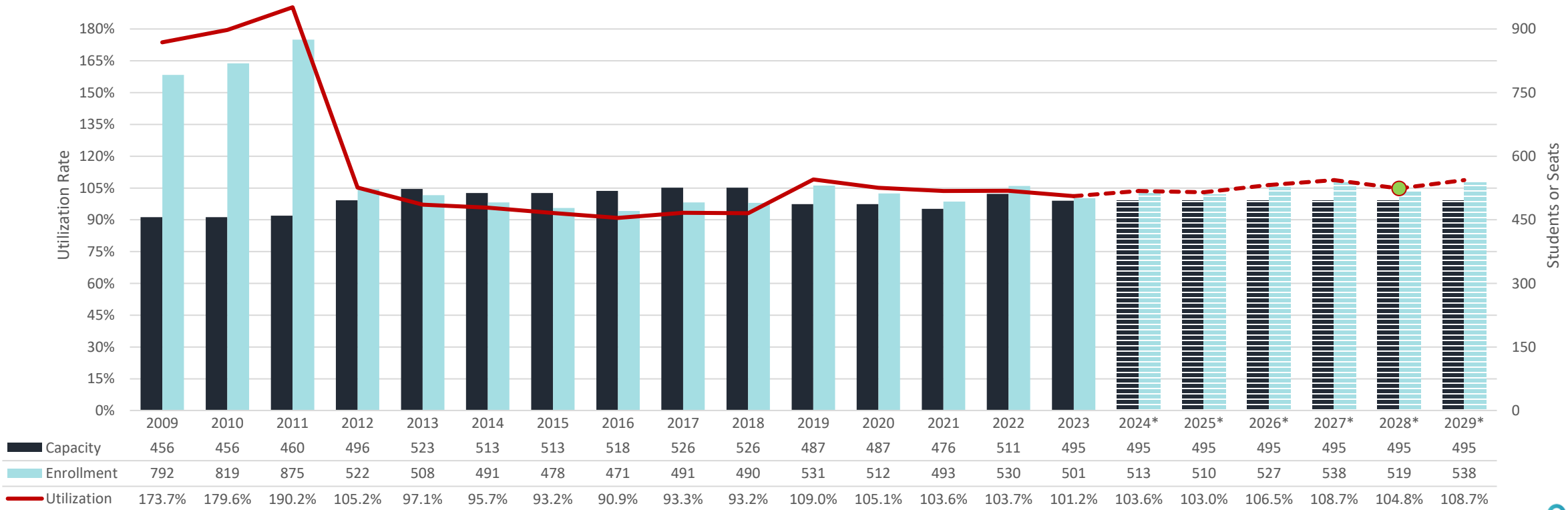
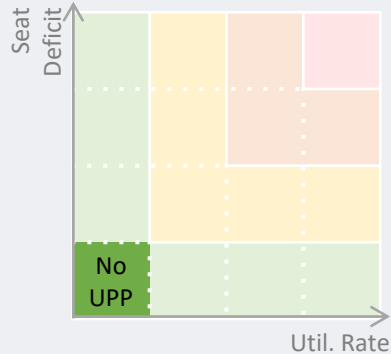
FY25 Annual School Test

Year Facility Built:	1950
Last Renovation:	1993
Gross Floor Area:	79,145 sq.ft.
Site Size:	9.5 acres
Relocatables in 2023:	5

Adjacent Schools

Arcola ES	Rock View ES
Glen Haven ES	Rosemary Hills/N. Chevy Chase ES
Kensington-Parkwood ES	Flora M. Singer ES

- 4-Yr Projection
 - Utilization : 104.8%
 - Seat Deficit : 24



* MCPS projection, modified according to Annual School Test guidelines (if applicable).



Olney Elementary School

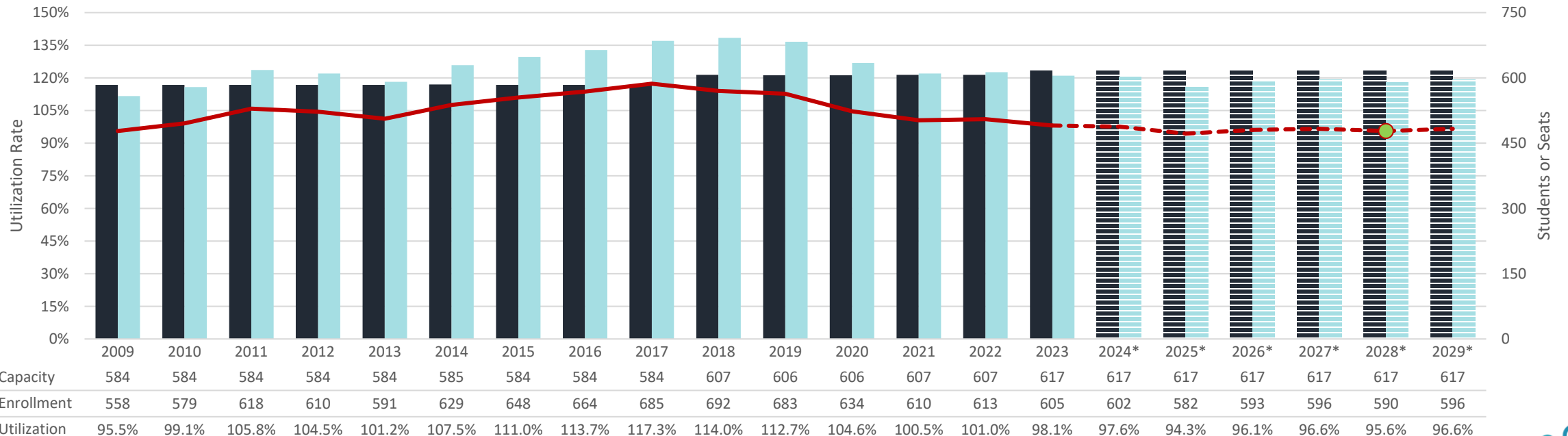
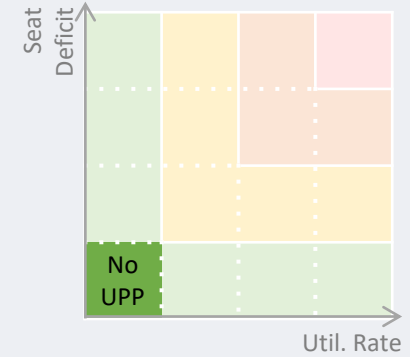
FY25 Annual School Test

Year Facility Built: 1954
 Last Renovation: 1990
 Gross Floor Area: 68,755 sq.ft.
 Site Size: 9.9 acres
 Relocatables in 2023: -

Adjacent Schools

Belmont ES	Greenwood ES
Brooke Grove ES	Laytonsville ES
Cashell ES	Sequoyah ES
Flower Valley ES	Sherwood ES

- 4-Yr Projection
 - Utilization : 95.6%
 - Seat Surplus : 27



* MCPS projection, modified according to Annual School Test guidelines (if applicable).



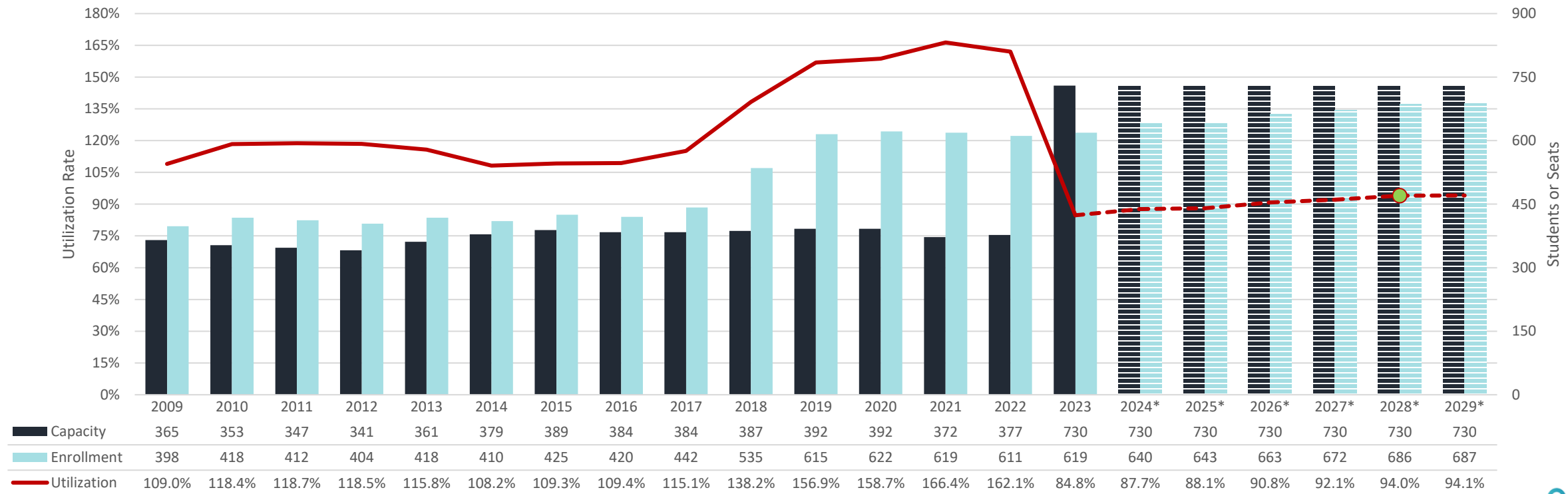
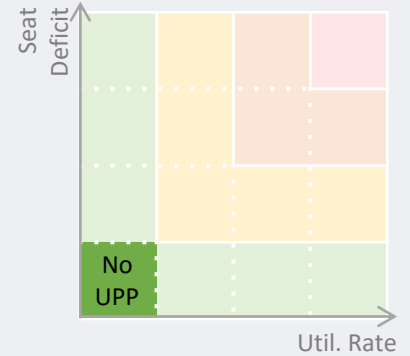
William T. Page Elementary School

FY25 Annual School Test

Year Facility Built: 1965
Last Renovation: 2003 (2023 add'n)
Gross Floor Area: 93,514 sq.ft.
Site Size: 9.8 acres
Relocatables in 2023: -

Adjacent Schools
 Cannon Road ES
 Dr. Charles R. Drew ES
 Fairland ES
 Galway ES

- 4-Yr Projection
 - Utilization : 94.0%
 - Seat Surplus : 44



* MCPS projection, modified according to Annual School Test guidelines (if applicable).



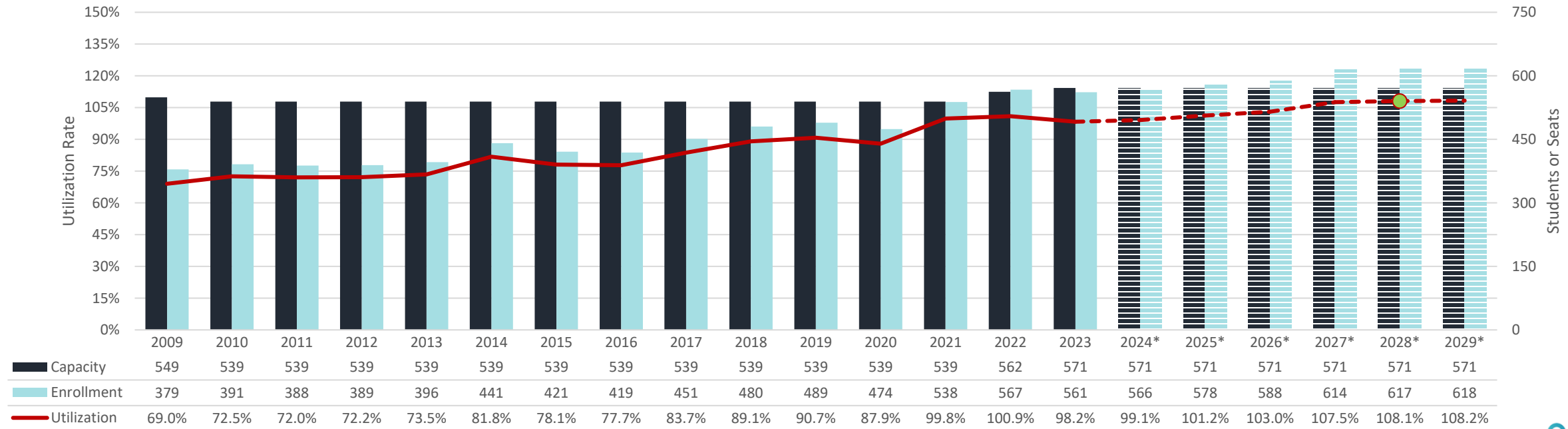
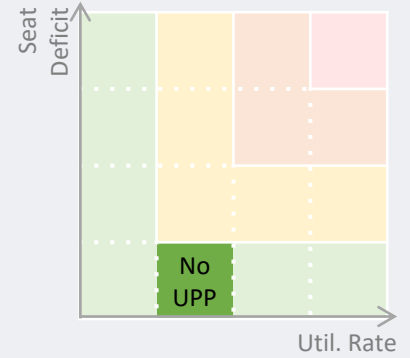
Pooleville Elementary School

FY25 Annual School Test

Year Facility Built:	1960
Last Renovation:	1978
Gross Floor Area:	64,803 sq.ft.
Site Size:	12.3 acres
Relocatables in 2023:	-

Adjacent Schools
Darnestown ES Monocacy ES

- 4-Yr Projection
 - Utilization : 108.1%
 - Seat Deficit : 46



* MCPS projection, modified according to Annual School Test guidelines (if applicable).



Potomac Elementary School

FY25 Annual School Test

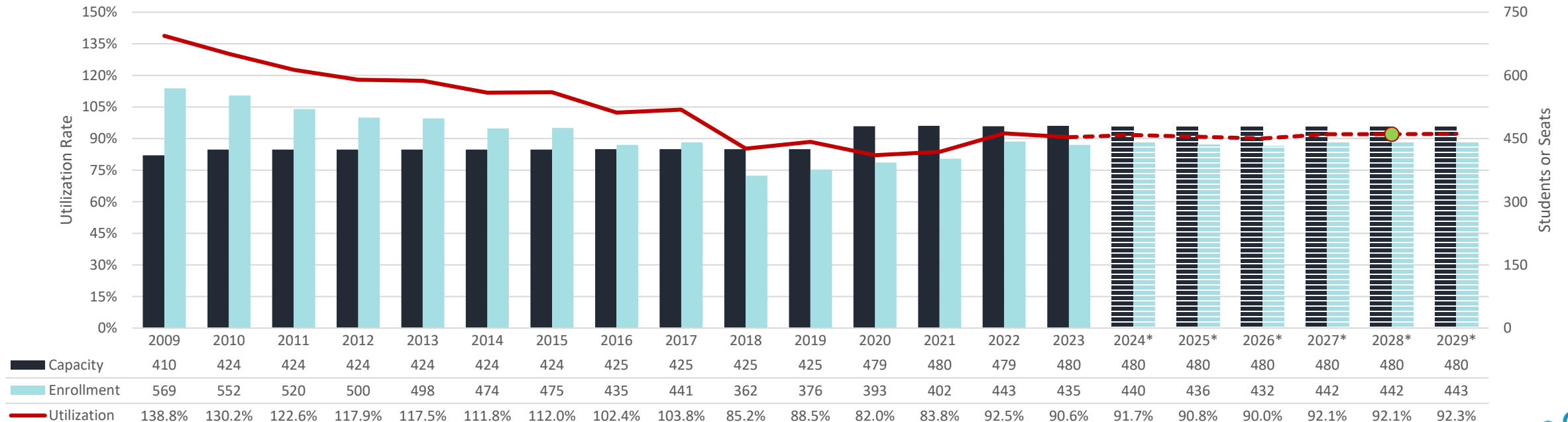
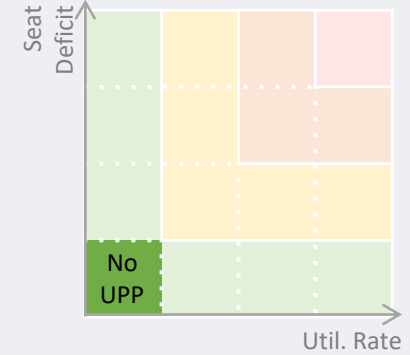
Year Facility Built: 1949
 Last Renovation: 2020
 Gross Floor Area: 86,550 sq.ft.
 Site Size: 9 acres
 Relocatables in 2023: -

Adjacent Schools

Bells Mill ES
 Carderock Springs ES
 Lakewood ES
 Seven Locks ES

Stone Mill ES
 Travilah ES
 Wayside ES

- 4-Yr Projection
 - Utilization : 92.1%
 - Seat Surplus : 38



* MCPS projection, modified according to Annual School Test guidelines (if applicable).



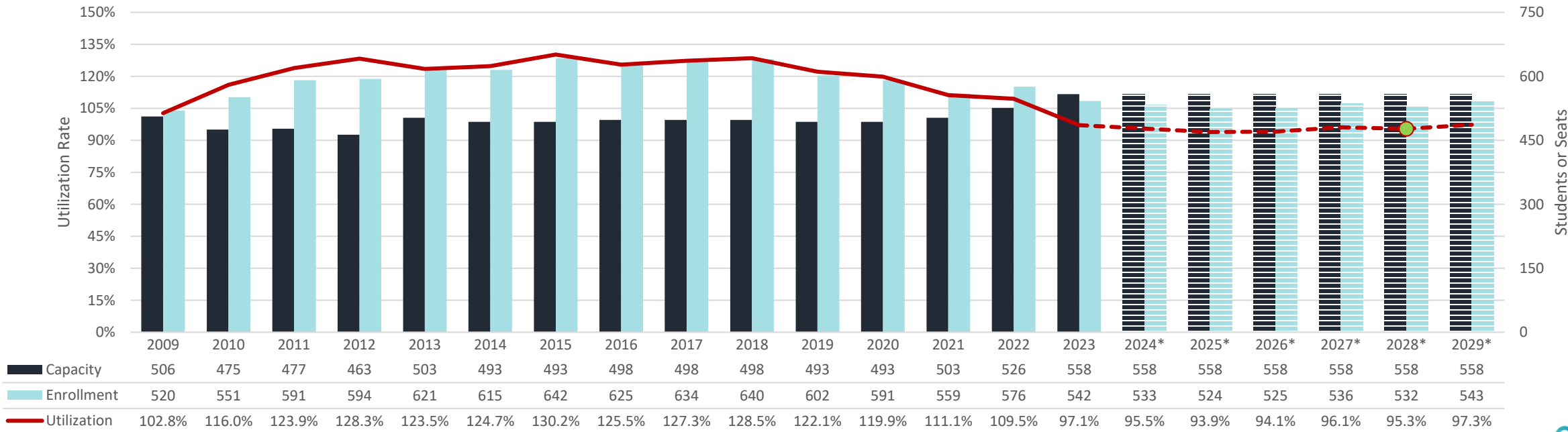
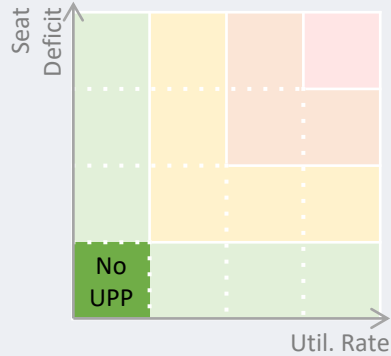
Judith A. Resnik Elementary School

FY25 Annual School Test

Year Facility Built:	1991
Last Renovation:	-
Gross Floor Area:	78,547 sq.ft.
Site Size:	12.8 acres
Relocatables in 2023:	4

Adjacent Schools	
Flower Hill ES	Sequoyah ES
Gaithersburg ES	Strawberry Knoll ES
Goshen ES	Harriet R. Tubman ES
Laytonsville ES	Washington Grove ES
Mill Creek Towne ES	

- 4-Yr Projection
 - Utilization : 95.3%
 - Seat Surplus : 26



* MCPS projection, modified according to Annual School Test guidelines (if applicable).



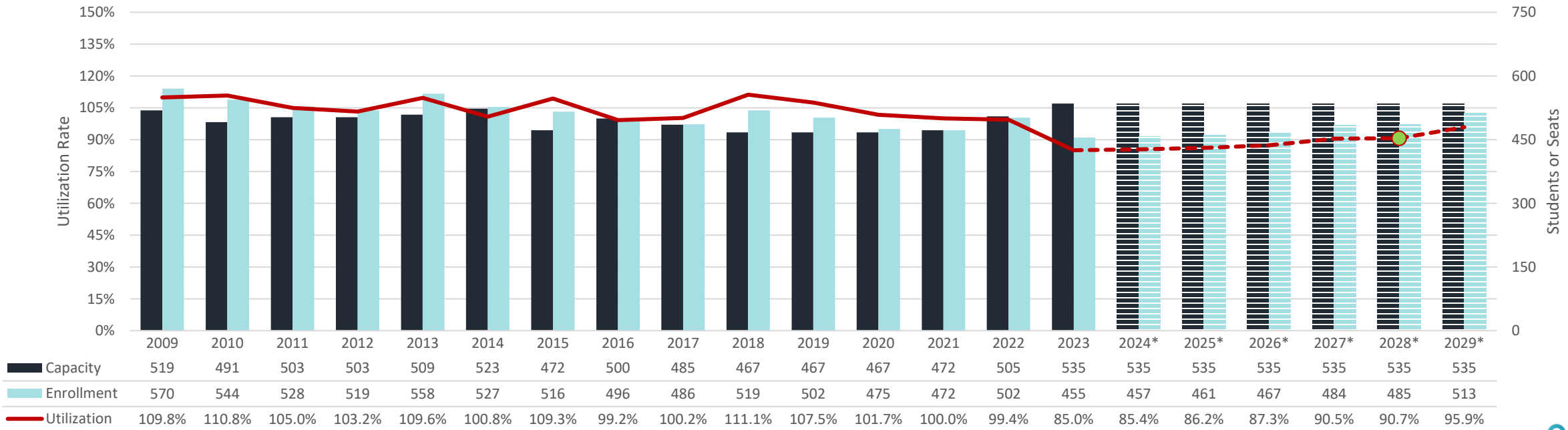
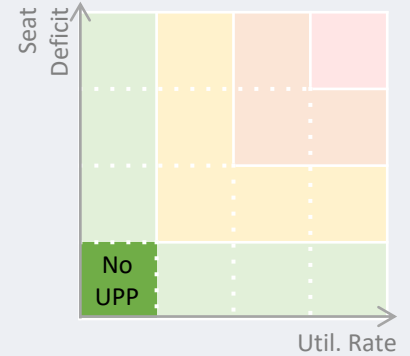
Dr. Sally K. Ride Elementary School

FY25 Annual School Test

Year Facility Built:	1994
Last Renovation:	-
Gross Floor Area:	78,686 sq.ft.
Site Size:	13.5 acres
Relocatables in 2023:	2

Adjacent Schools	
Capt. James E. Daly ES Fox Chapel ES William B. Gibbs Jr. ES	Lake Seneca ES S. Christa McAuliffe ES Waters Landing ES

- 4-Yr Projection
 - Utilization : 90.7%
 - Seat Surplus : 50



* MCPS projection, modified according to Annual School Test guidelines (if applicable).



Ritchie Park Elementary School

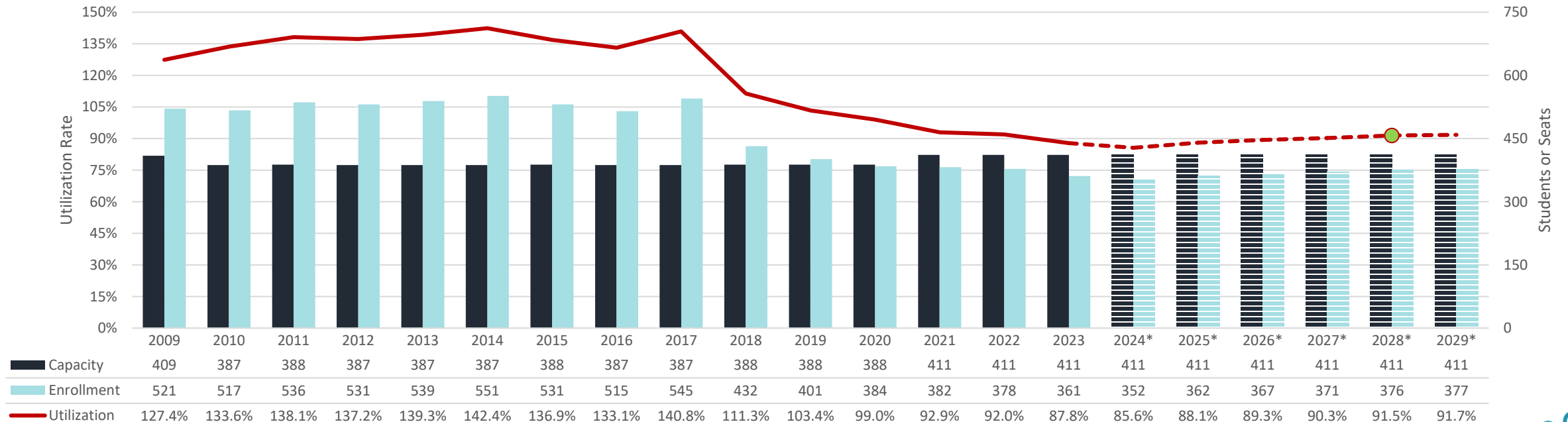
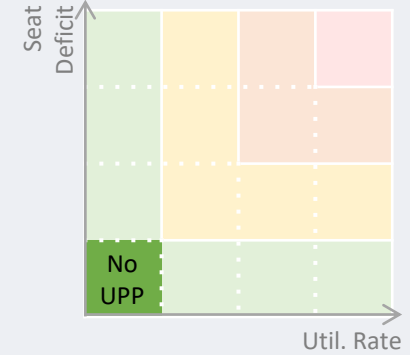
FY25 Annual School Test

Year Facility Built: 1966
 Last Renovation: 1997
 Gross Floor Area: 58,500 sq.ft.
 Site Size: 9.2 acres
 Relocatables in 2023: -

Adjacent Schools

Beall ES	Lakewood ES
Beverly Farms ES	Rosemont ES
Cold Spring ES	Bayard Rustin ES
College Gardens ES	Stone Mill ES
Fallsmead ES	Washington Grove ES
Farmland ES	

- 4-Yr Projection
 - Utilization : 91.5%
 - Seat Surplus : 35



* MCPS projection, modified according to Annual School Test guidelines (if applicable).



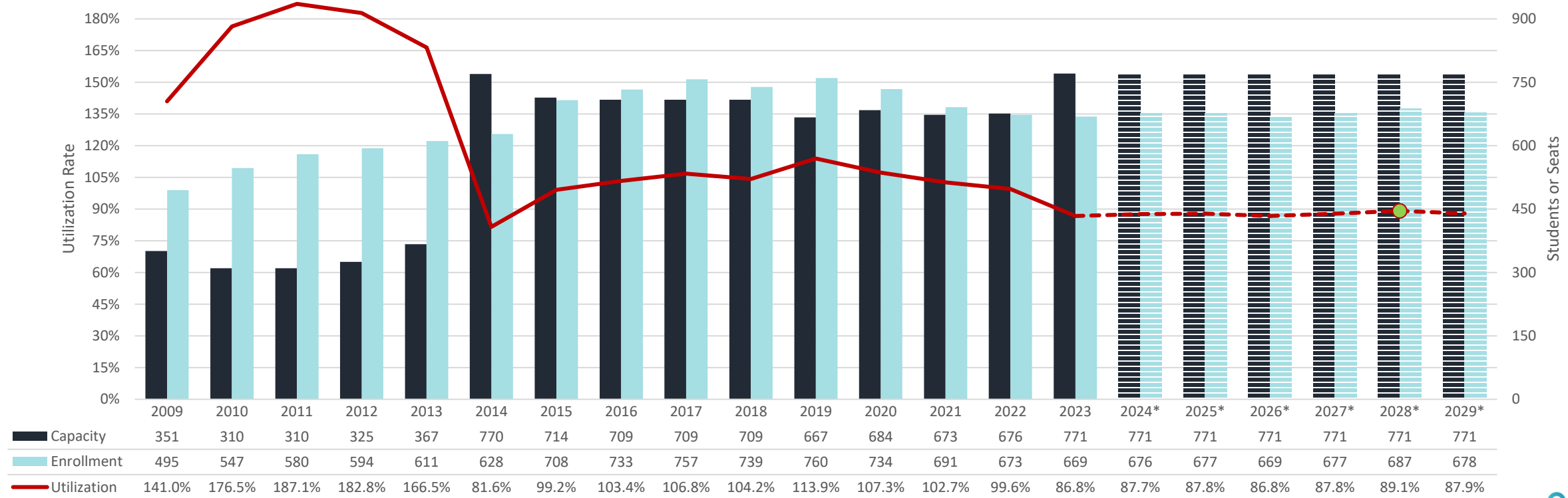
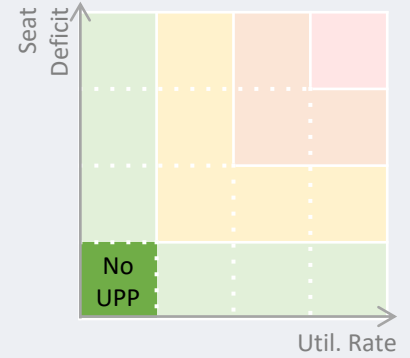
Rock Creek Forest Elementary School

FY25 Annual School Test

Year Facility Built:	1950
Last Renovation:	2015
Gross Floor Area:	98,140 sq.ft.
Site Size:	8 acres
Relocatables in 2023:	2

Adjacent Schools
Rosemary Hills/Chevy Chase ES Rosemary Hills/N. Chevy Chase ES Woodlin ES

- 4-Yr Projection
 - Utilization : 89.1%
 - Seat Surplus : 84



* MCPS projection, modified according to Annual School Test guidelines (if applicable).



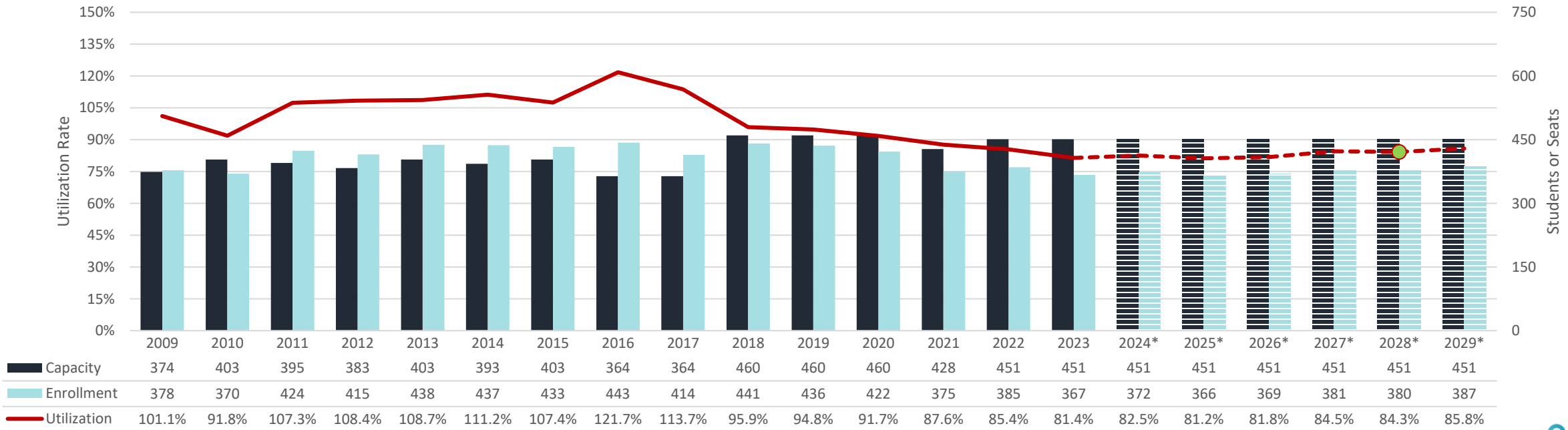
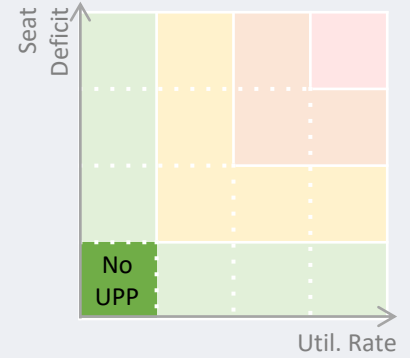
Rock Creek Valley Elementary School

FY25 Annual School Test

Year Facility Built:	1964
Last Renovation:	2001
Gross Floor Area:	76,692 sq.ft.
Site Size:	10.4 acres
Relocatables in 2023:	-

Adjacent Schools	
Lucy V. Barnsley ES	Meadow Hall ES
Brookhaven ES	Twinbrook ES
Garrett Park ES	Wheaton Woods ES

- 4-Yr Projection
 - Utilization : 84.3%
 - Seat Surplus : 71



* MCPS projection, modified according to Annual School Test guidelines (if applicable).



Rock View Elementary School

FY25 Annual School Test

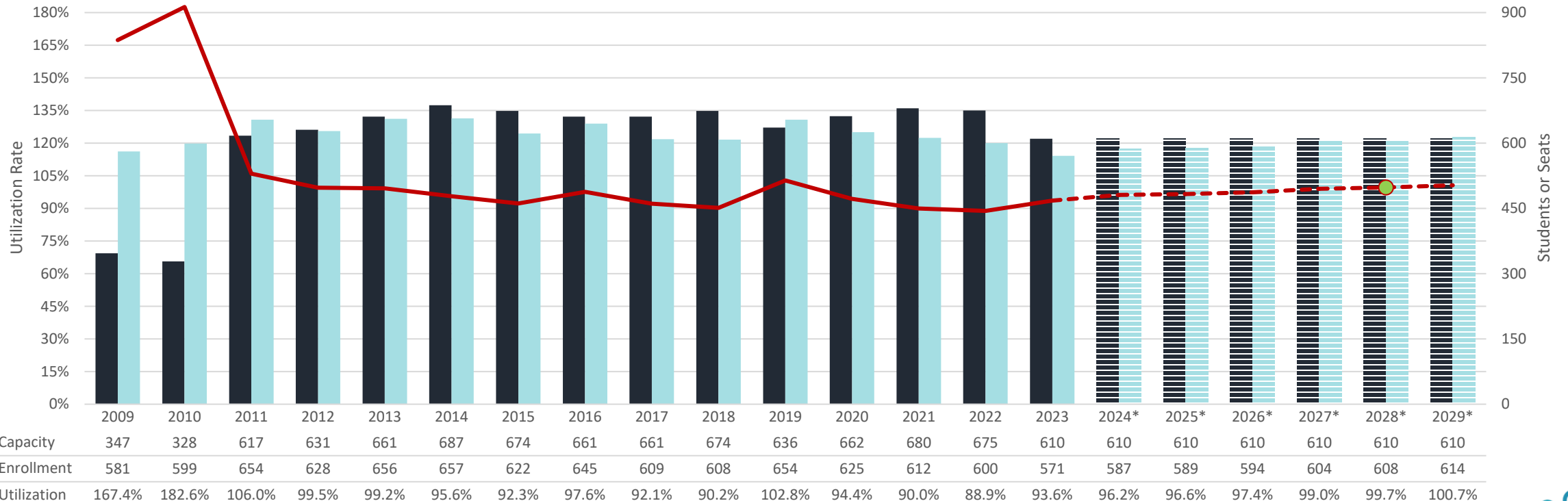
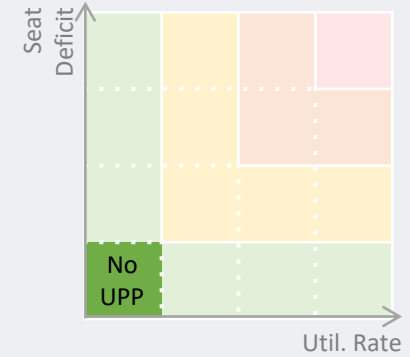
Year Facility Built: 1955
Last Renovation: 1999 (2011 add'n)
Gross Floor Area: 91,977 sq.ft.
Site Size: 7.4 acres
Relocatables in 2023: -

Adjacent Schools

Arcola ES
 Highland ES
 Kensington-Parkwood ES

Oakland Terrace ES
 Sargent Shriver ES
 Viers Mill ES

- 4-Yr Projection
 - Utilization : 99.7%
 - Seat Surplus : 2



* MCPS projection, modified according to Annual School Test guidelines (if applicable).



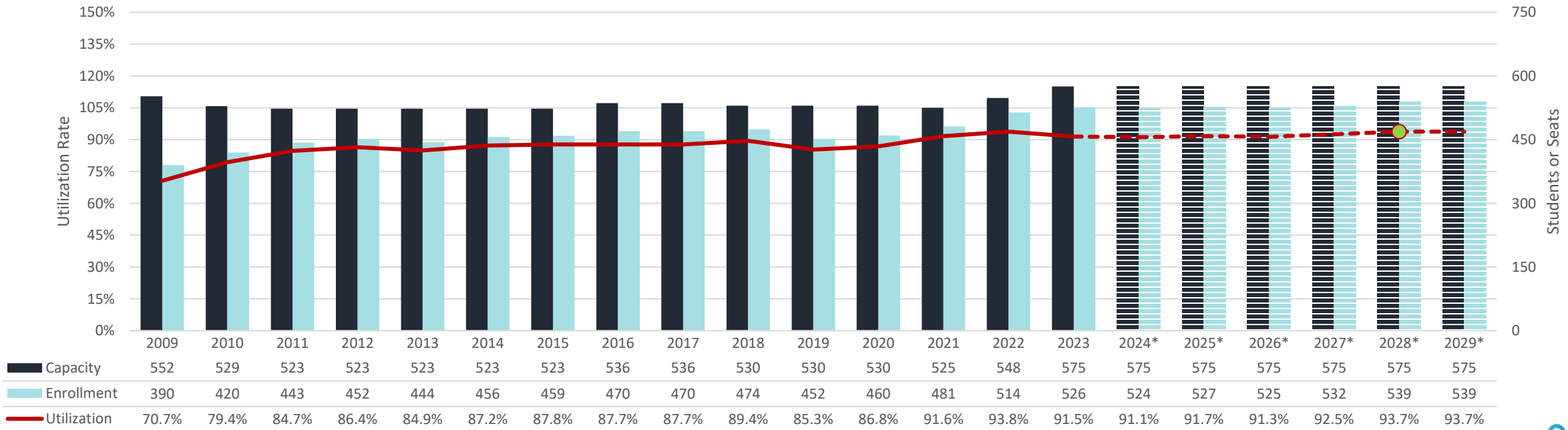
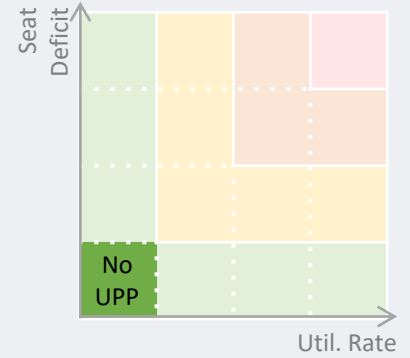
Lois P. Rockwell Elementary School

FY25 Annual School Test

Year Facility Built:	1992
Last Renovation:	-
Gross Floor Area:	75,520 sq.ft.
Site Size:	10.6 acres
Relocatables in 2023:	-

Adjacent Schools
Cedar Grove ES Clearspring ES Damascus ES Woodfield ES

- 4-Yr Projection
 - Utilization : 93.7%
 - Seat Surplus : 36



* MCPS projection, modified according to Annual School Test guidelines (if applicable).



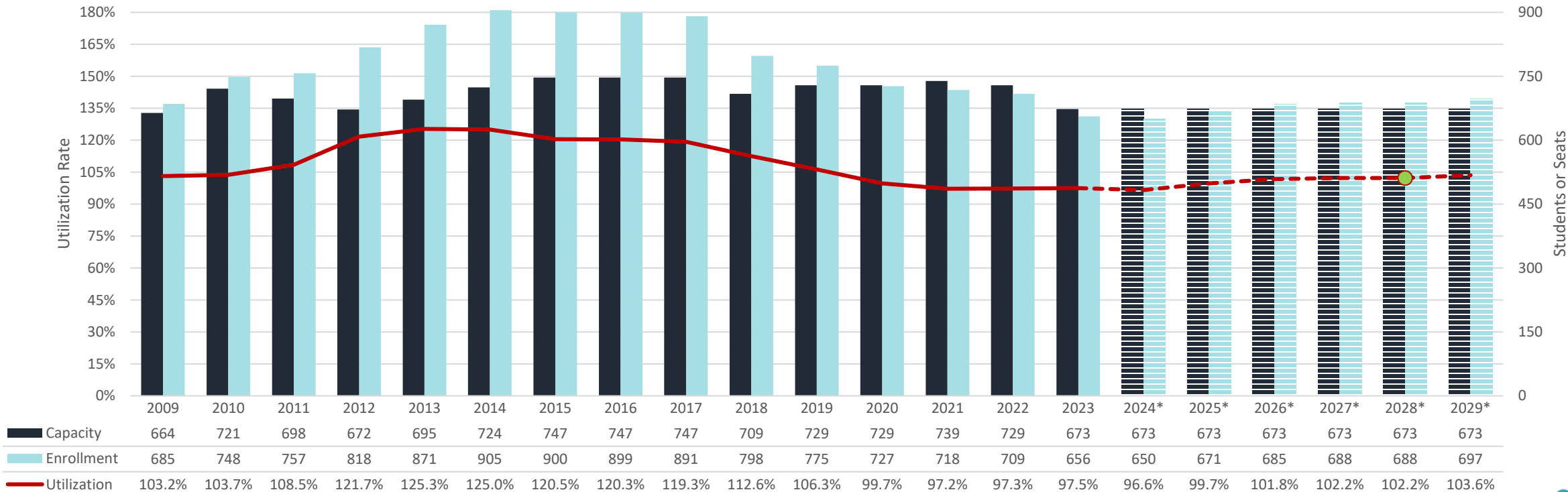
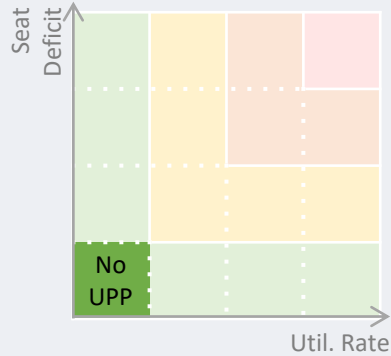
Rolling Terrace Elementary School

FY25 Annual School Test

Year Facility Built: 1950
Last Renovation: 1989
Gross Floor Area: 92,241 sq.ft.
Site Size: 4.3 acres
Relocatables in 2023: 6

Adjacent Schools
 East Silver Spring ES
 Montgomery Knolls/Pine Crest ES
 New Hampshire Est/Oak View ES
 Sligo Creek ES
 Takoma Park/Piney Branch ES

- 4-Yr Projection
 - Utilization : 102.2%
 - Seat Deficit : 15



* MCPS projection, modified according to Annual School Test guidelines (if applicable).



Rosemary Hills/Chevy Chase ES

FY25 Annual School Test

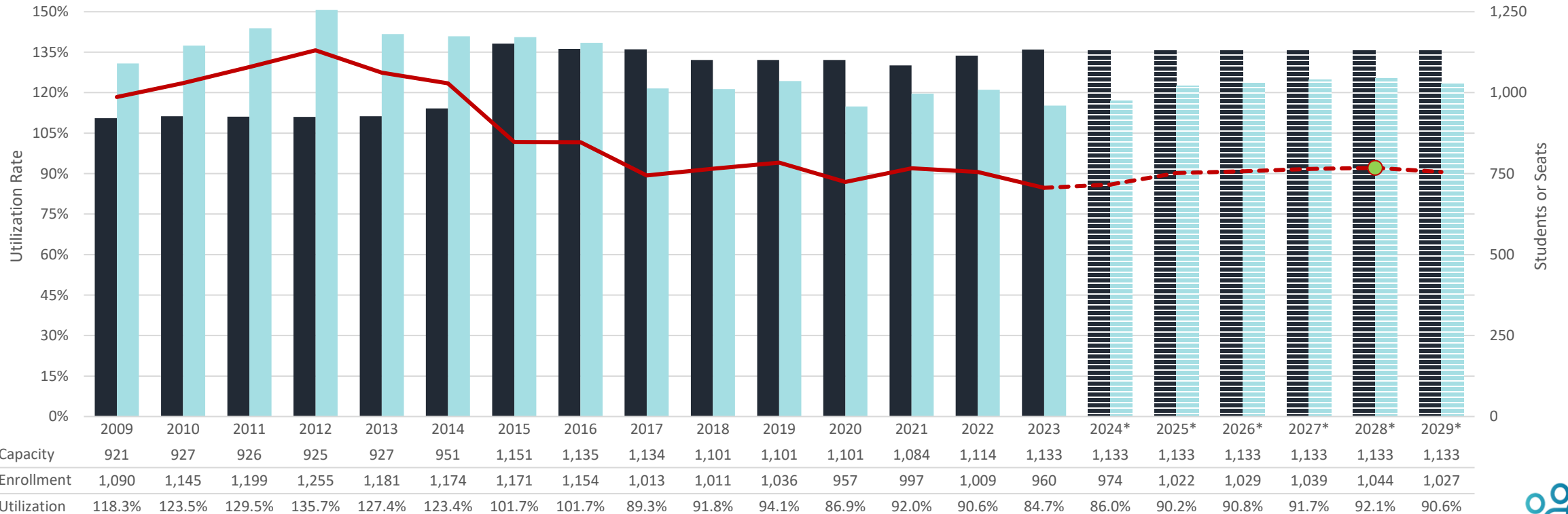
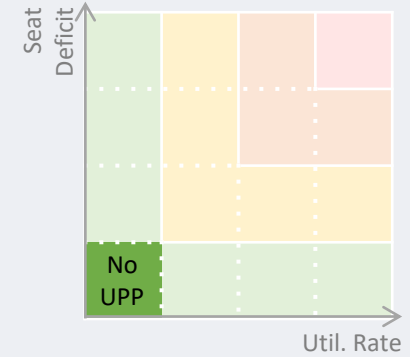
	Rosemary Hills	Chevy Chase
Year Facility Built:	1956	1936
Last Renovation:	1988 (2015 add'n)	2000
GSF:	87,298 sq.ft.	70,976 sq.ft.
Site Size:	6.1 acres	3.8 acres
Relocatables in 2023:	-	-

Adjacent Schools

Bethesda ES
 Rock Creek Forest ES
 Rosemary Hills/N. Chevy Chase ES

Somerset ES
 Westbrook ES
 Woodlin ES

- 4-Yr Projection
 - Utilization : 92.1%
 - Seat Surplus : 89



* MCPS projection, modified according to Annual School Test guidelines (if applicable).



Rosemary Hills/North Chevy Chase ES

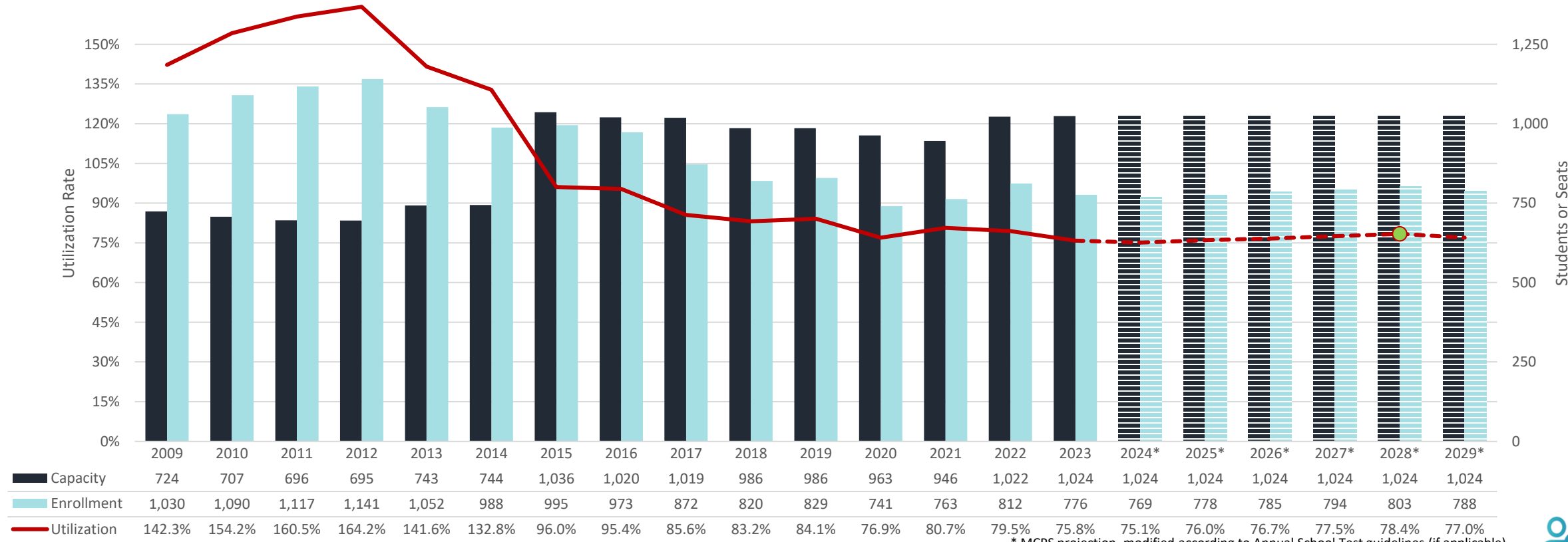
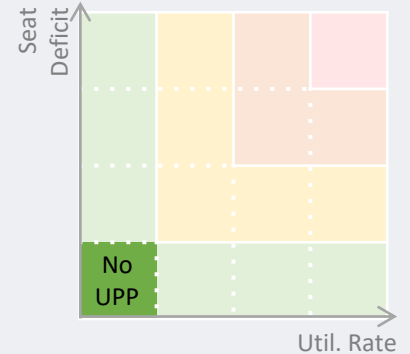
FY25 Annual School Test

	Rosemary Hills	N. Chevy Chase
Year Facility Built:	1956	1953
Last Renovation:	1988 (2015 add'n)	1995 (2015 add'n)
GSF:	87,298 sq.ft.	65,982 sq.ft.
Site Size:	6.1 acres	7.9 acres
Relocatables in 2023:	-	-

Adjacent Schools

Bethesda ES	Flora M. Singer ES
Kensington-Parkwood ES	Somerset ES
Oakland Terrace ES	Woodlin ES
Rock Creek Forest ES	Wyngate ES
Rosemary Hills/Chevy Chase ES	

- 4-Yr Projection
 - Utilization : 78.4%
 - Seat Surplus : 221



* MCPS projection, modified according to Annual School Test guidelines (if applicable).



Rosemont Elementary School

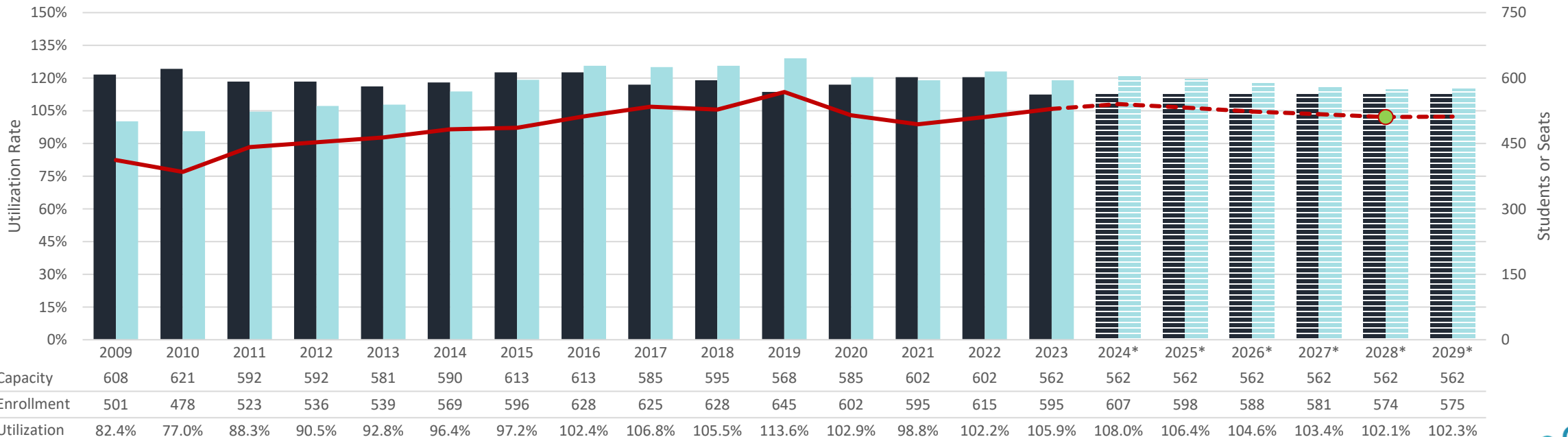
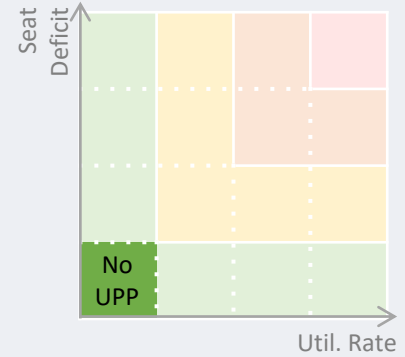
FY25 Annual School Test

Year Facility Built: 1965
 Last Renovation: 1995
 Gross Floor Area: 88,764 sq.ft.
 Site Size: 8.9 acres
 Relocatables in 2023: 4

Adjacent Schools

Brown Station ES	Ritchie Park ES
Rachel Carson ES	Thurgood Marshall ES
Dufief ES	South Lake ES
Fallsmead ES	Stone Mill ES
Fields Road ES	Summit Hall ES
Gaithersburg ES	Harriet R. Tubman ES
Jones Lane ES	Washington Grove ES

- 4-Yr Projection
 - Utilization : 102.1%
 - Seat Deficit : 12



* MCPS projection, modified according to Annual School Test guidelines (if applicable).



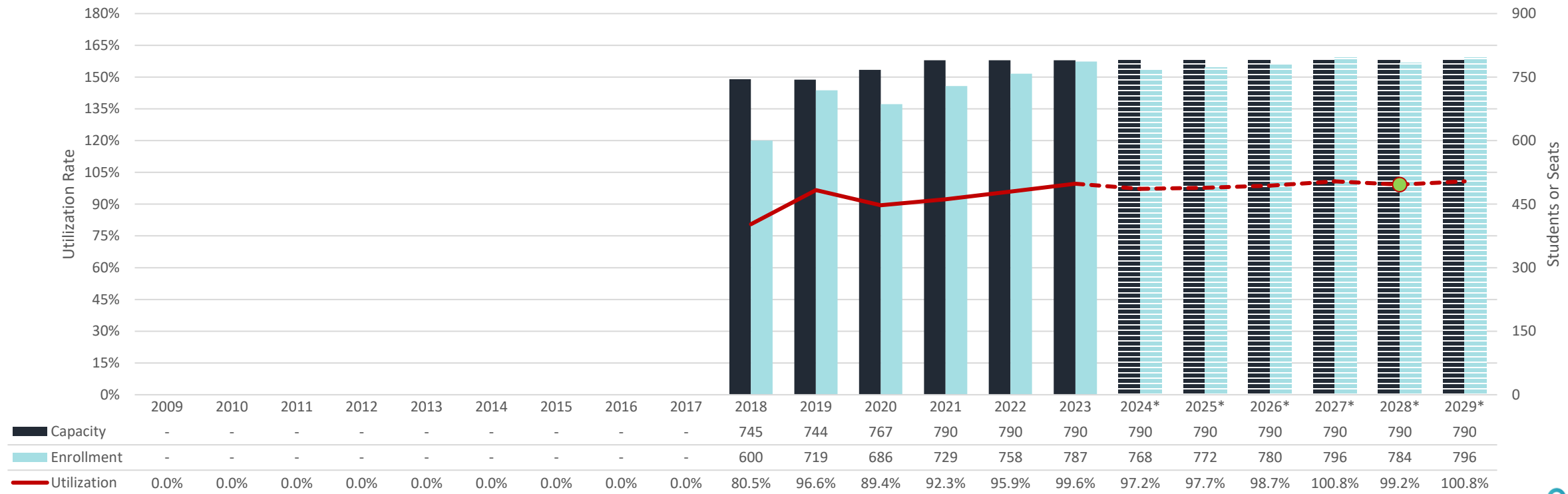
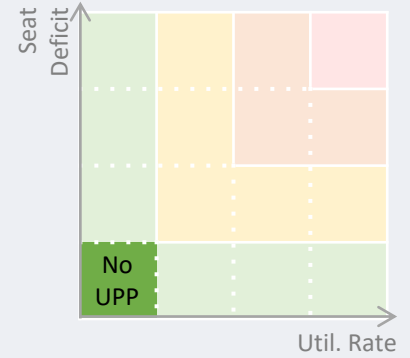
Bayard Rustin Elementary School

FY25 Annual School Test

Year Facility Built:	2018
Last Renovation:	-
Gross Floor Area:	97,397 sq.ft.
Site Size:	10.9 acres
Relocatables in 2023:	2

Adjacent Schools	
Beall ES	Meadow Hall ES
Beverly Farms ES	Ritchie Park ES
Fallsmead ES	Twinbrook ES
Farmland ES	

- 4-Yr Projection
 - Utilization : 99.2%
 - Seat Surplus : 6



* MCPS projection, modified according to Annual School Test guidelines (if applicable).



Sequoyah Elementary School

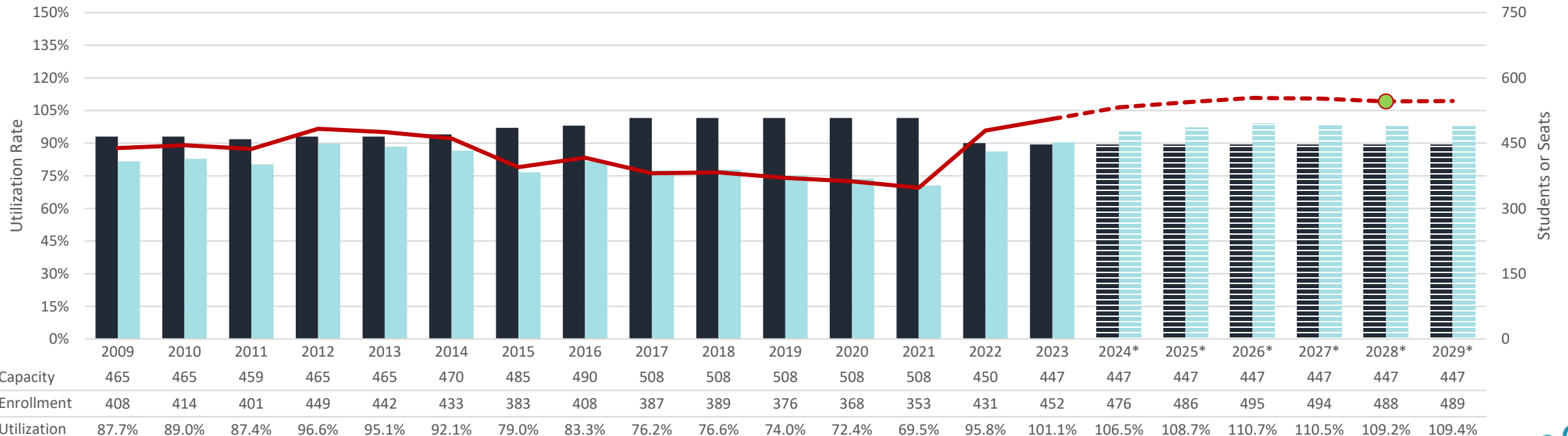
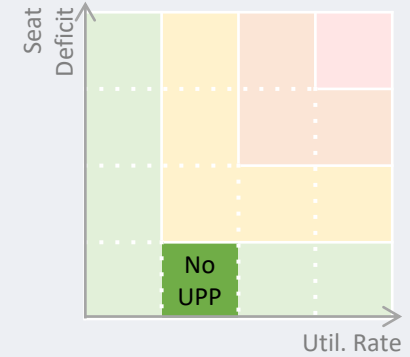
FY25 Annual School Test

Year Facility Built: 1990
 Last Renovation: -
 GSF: 73,080 sq.ft.
 Site Size: 10 acres
 Relocatables in 2023: -

Adjacent Schools

Belmont ES	Maryvale ES
Candlewood ES	Mill Creek Towne ES
Cashell ES	Olney ES
Flower Hill ES	Judith A. Resnik ES
Flower Valley ES	Washington Grove ES
Laytonsville ES	

- 4-Yr Projection
 - Utilization : 109.2%
 - Seat Deficit : 41



* MCPS projection, modified according to Annual School Test guidelines (if applicable).



Seven Locks Elementary School

FY25 Annual School Test

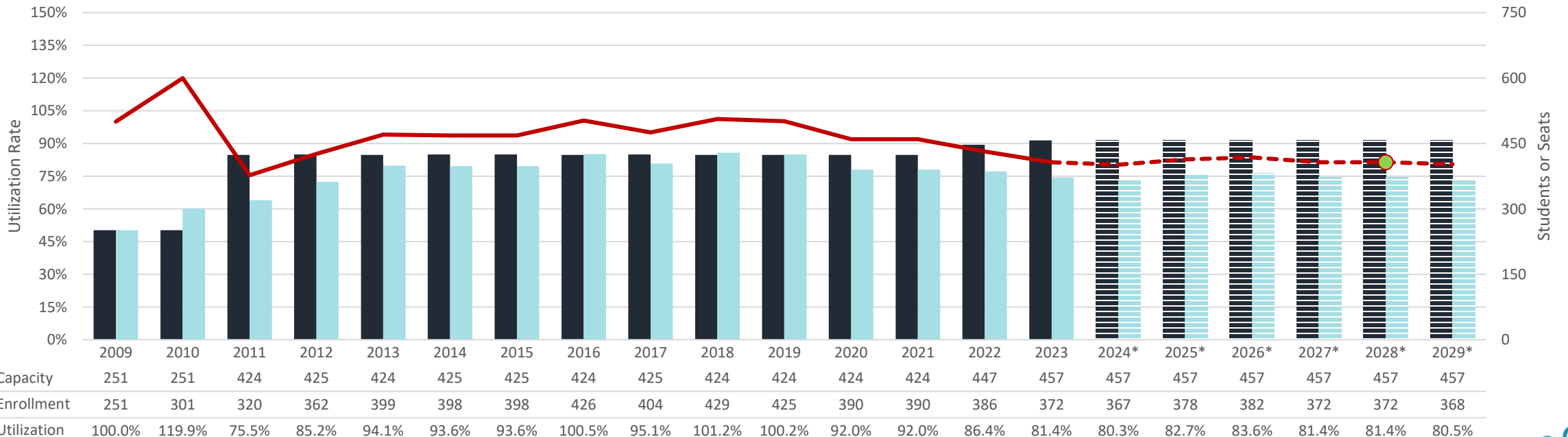
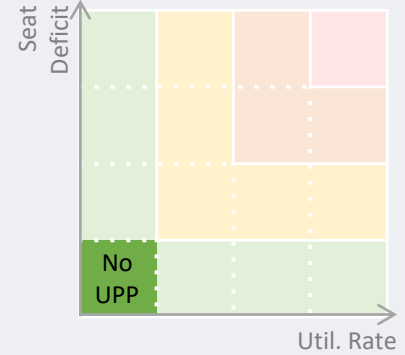
Year Facility Built: 1964
 Last Renovation: 2012
 Gross Floor Area: 66,915 sq.ft.
 Site Size: 9.9 acres
 Relocatables in 2023: -

Adjacent Schools

Ashburton ES
 Bannockburn ES
 Bells Mill ES

Burning Tree ES
 Carderock Springs ES
 Potomac ES

- 4-Yr Projection
 - Utilization : 81.4%
 - Seat Surplus : 85



* MCPS projection, modified according to Annual School Test guidelines (if applicable).



Sherwood Elementary School

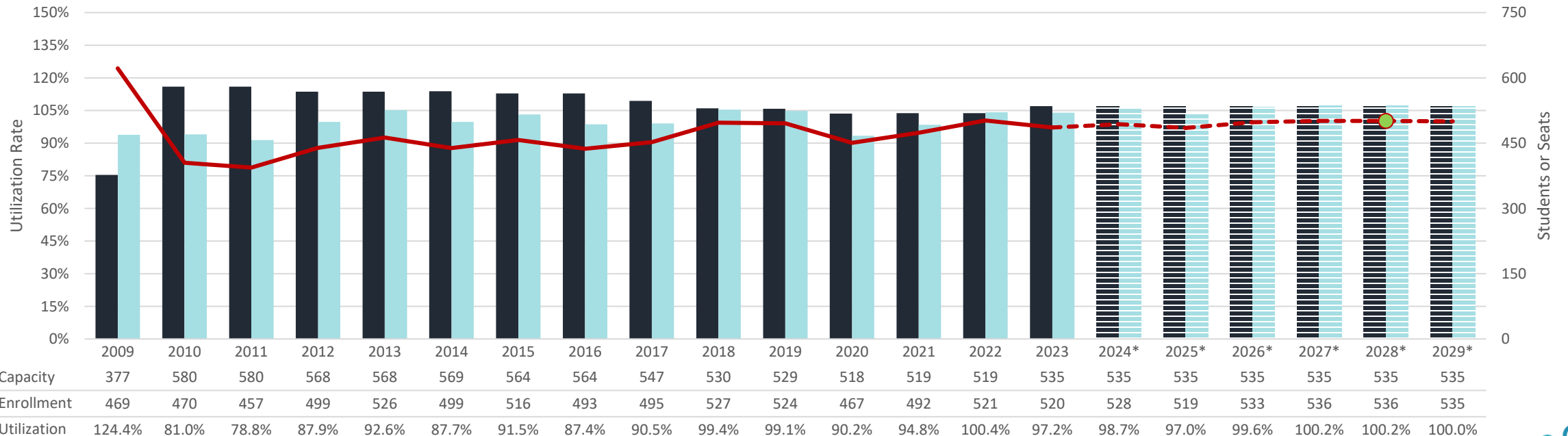
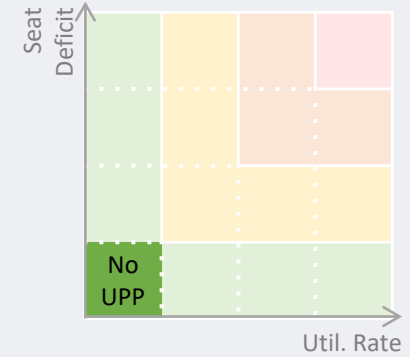
FY25 Annual School Test

Year Facility Built: 1977
 Last Renovation: - (2010 add'n)
 Gross Floor Area: 81,727 sq.ft.
 Site Size: 10.9 acres
 Relocatables in 2023: -

Adjacent Schools

Brooke Grove ES	Flower Valley ES
Cashell ES	Greenwood ES
Cloverly ES	Olney ES
Dr. Charles R. Drew ES	Stonegate ES

- 4-Yr Projection
 - Utilization : 100.2%
 - Seat Deficit : 1



* MCPS projection, modified according to Annual School Test guidelines (if applicable).



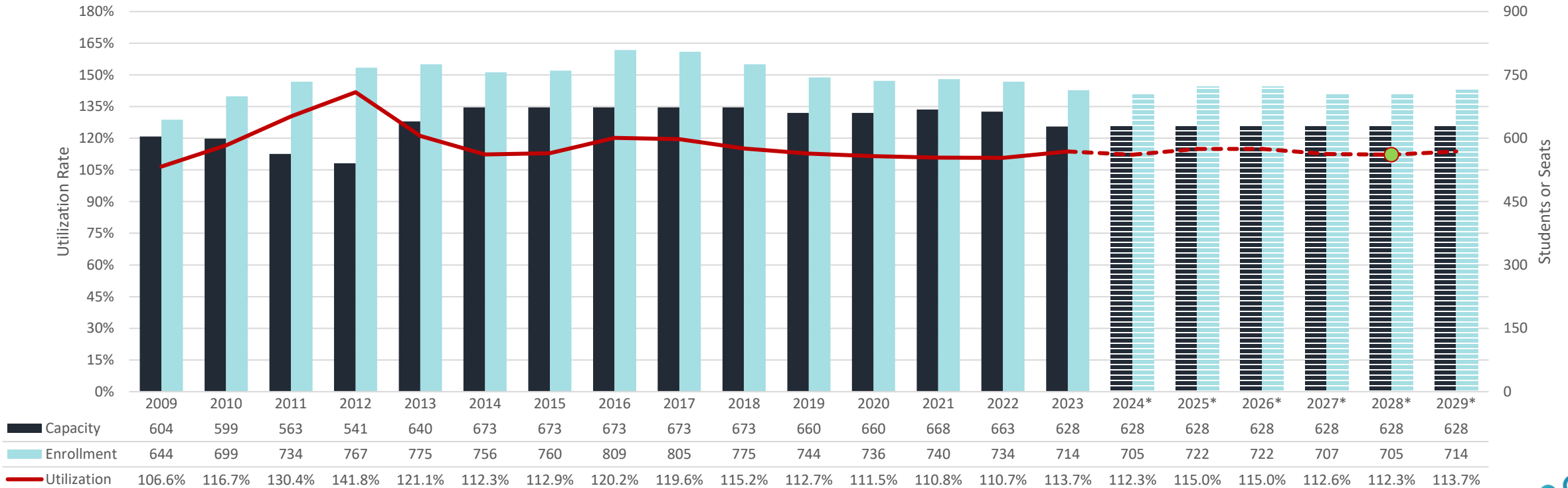
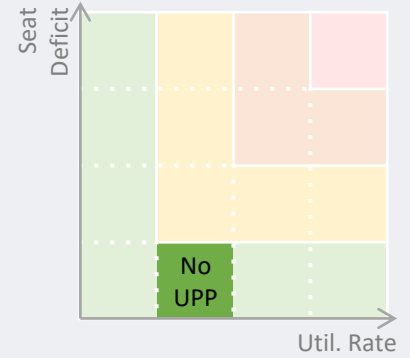
Sargent Shriver Elementary School

FY25 Annual School Test

Year Facility Built:	1954
Last Renovation:	2006
Gross Floor Area:	91,628 sq.ft.
Site Size:	9.2 acres
Relocatables in 2023:	6

Adjacent Schools	
Arcola ES	Rock View ES
Garrett Park ES	Viers Mill ES
Harmony Hills ES	Weller Road ES
Highland ES	Wheaton Woods ES

- 4-Yr Projection
 - Utilization : 112.3%
 - Seat Deficit : 77



* MCPS projection, modified according to Annual School Test guidelines (if applicable).



Flora M. Singer Elementary School

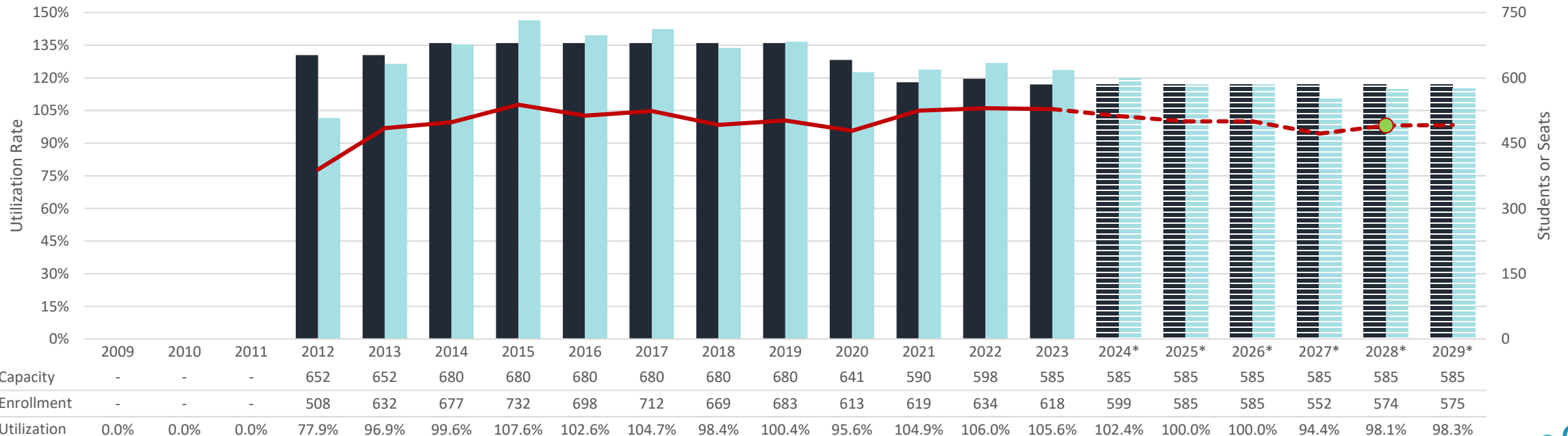
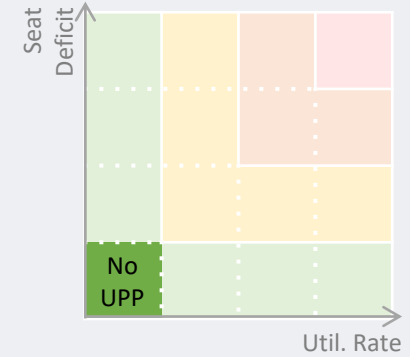
FY25 Annual School Test

Year Facility Built: 2012
 Last Renovation: -
 Gross Floor Area: 95,831 sq.ft.
 Site Size: 12.7 acres
 Relocatables in 2023: 3

Adjacent Schools

Forest Knolls ES Rosemary Hills/N. Chevy Chase ES
 Glen Haven ES Sligo Creek ES
 Montgomery Knolls/Pine Crest ES Woodlin ES
 Oakland Terrace ES

- 4-Yr Projection
 - Utilization : 98.1%
 - Seat Surplus : 11



* MCPS projection, modified according to Annual School Test guidelines (if applicable).



Sligo Creek Elementary School

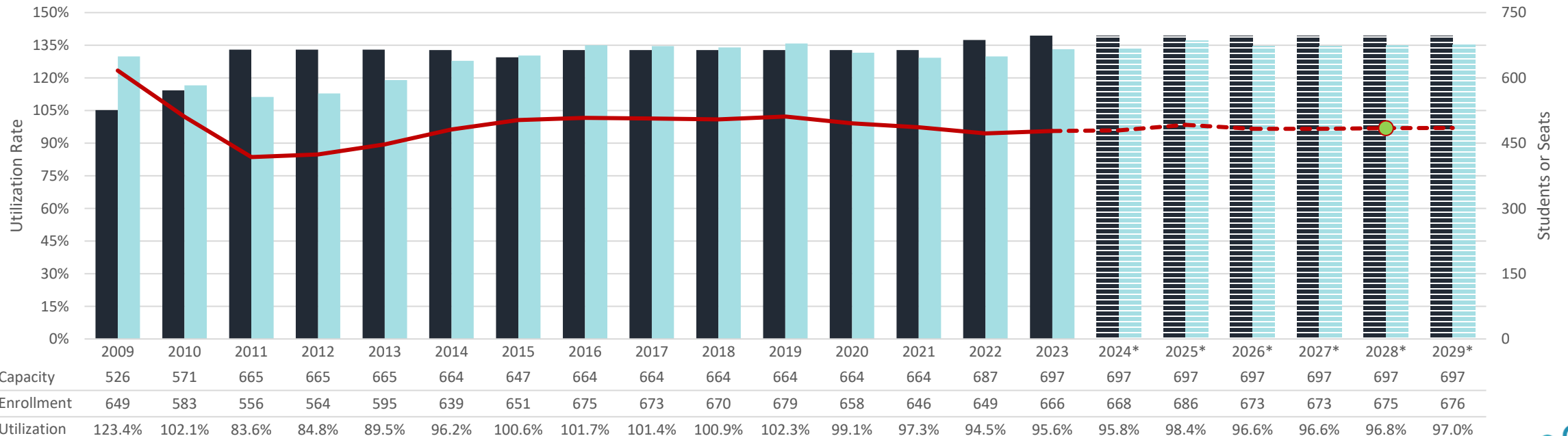
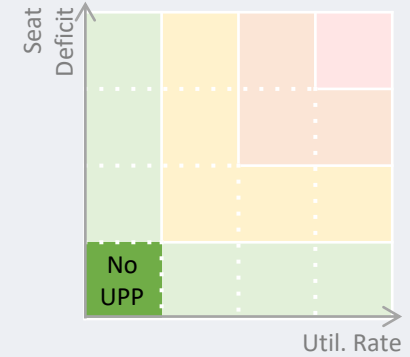
FY25 Annual School Test

Year Facility Built: 1934
 Last Renovation: 1999
 Gross Floor Area: 87,744 sq.ft.
 Site Size: 15.6 acres
 Relocatables in 2023: -

Adjacent Schools

East Silver Spring ES Rolling Terrace ES
 Highland View ES Flora M. Singer ES
 Montgomery Knolls/Pine Crest ES Woodlin ES
 New Hampshire Est/Oak View ES

- 4-Yr Projection
 - Utilization : 96.8%
 - Seat Surplus : 22



* MCPS projection, modified according to Annual School Test guidelines (if applicable).



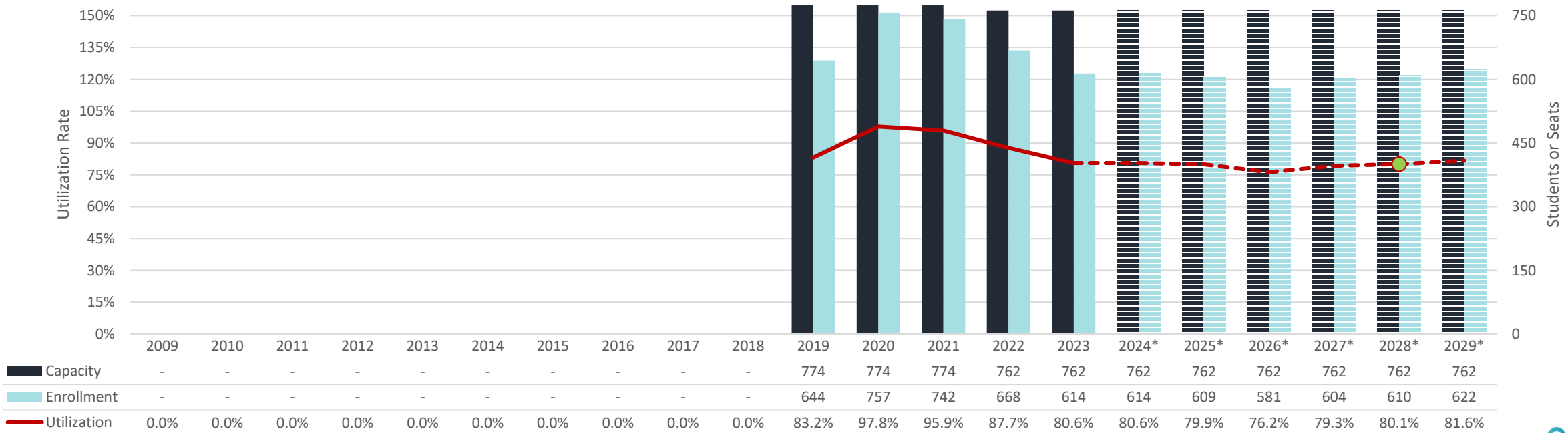
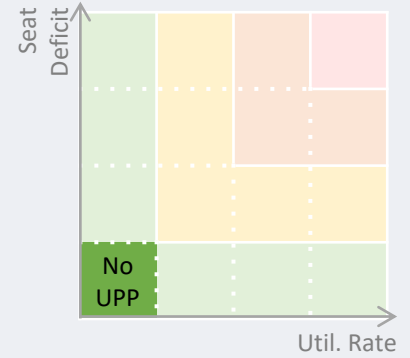
Snowden Farm Elementary School

FY25 Annual School Test

Year Facility Built:	2019
Last Renovation:	-
Gross Floor Area:	92,366 sq.ft.
Site Size:	9.8 acres
Relocatables in 2023:	-

Adjacent Schools	
Cedar Grove ES	Little Bennett ES
Clarksburg ES	Wilson Wims ES
William B. Gibbs Jr. ES	

- 4-Yr Projection
 - Utilization : 80.1%
 - Seat Surplus : 152



* MCPS projection, modified according to Annual School Test guidelines (if applicable).



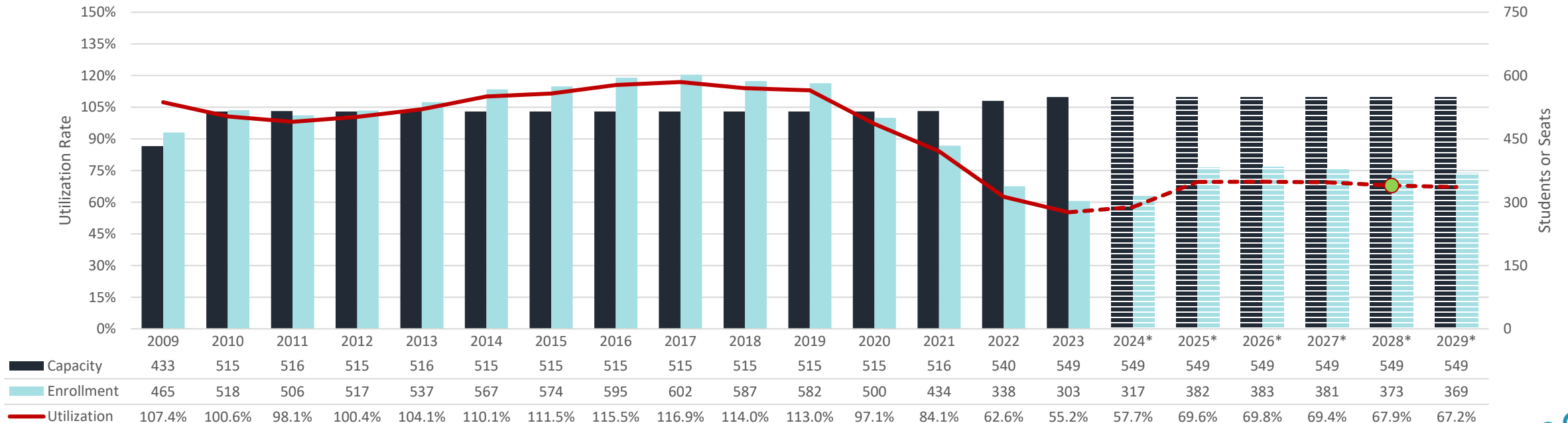
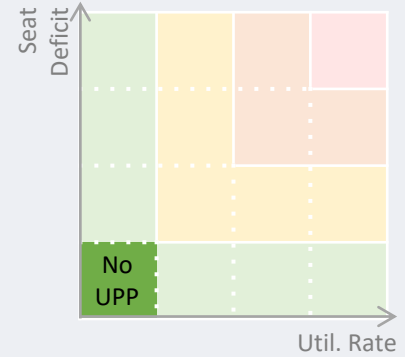
Somerset Elementary School

FY25 Annual School Test

Year Facility Built: 1949
 Last Renovation: 2005
 Gross Floor Area: 80,122 sq.ft.
 Site Size: 3.7 acres
 Relocatables in 2023: -

Adjacent Schools
 Bethesda ES
 Rosemary Hills/Chevy Chase ES
 Rosemary Hills/N. Chevy Chase ES
 Westbrook ES

- 4-Yr Projection
 - Utilization : 67.9%
 - Seat Surplus : 176



* MCPS projection, modified according to Annual School Test guidelines (if applicable).



South Lake Elementary School

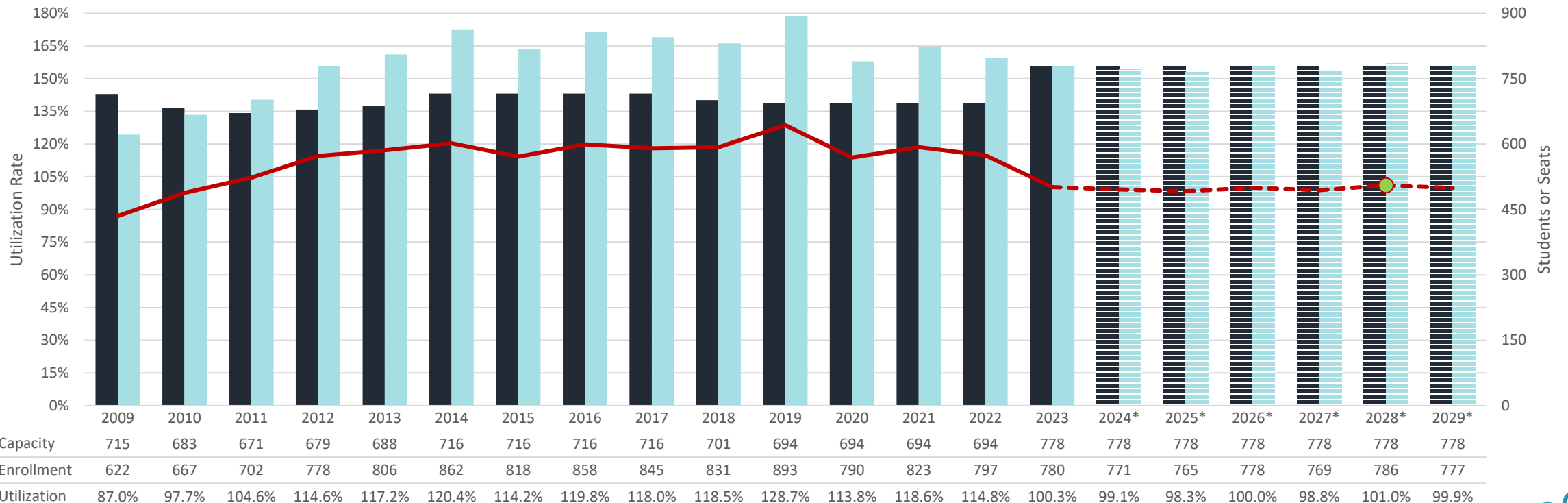
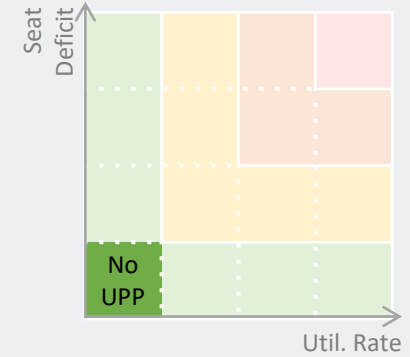
FY25 Annual School Test

Year Facility Built: 1972
 Last Renovation: 2023
 Gross Floor Area: 113,549 sq.ft.
 Site Size: 10.2 acres
 Relocatables in 2023: -

Adjacent Schools

Brown Station ES	Thurgood Marshall ES
Capt. James E. Daly ES	Rosemont ES
Fox Chapel ES	Stedwick ES
Gaithersburg ES	Watkins Mill ES
Goshen ES	Whetstone ES

- 4-Yr Projection
 - Utilization : 101.0%
 - Seat Deficit : 8



* MCPS projection, modified according to Annual School Test guidelines (if applicable).



Stedwick Elementary School

FY25 Annual School Test

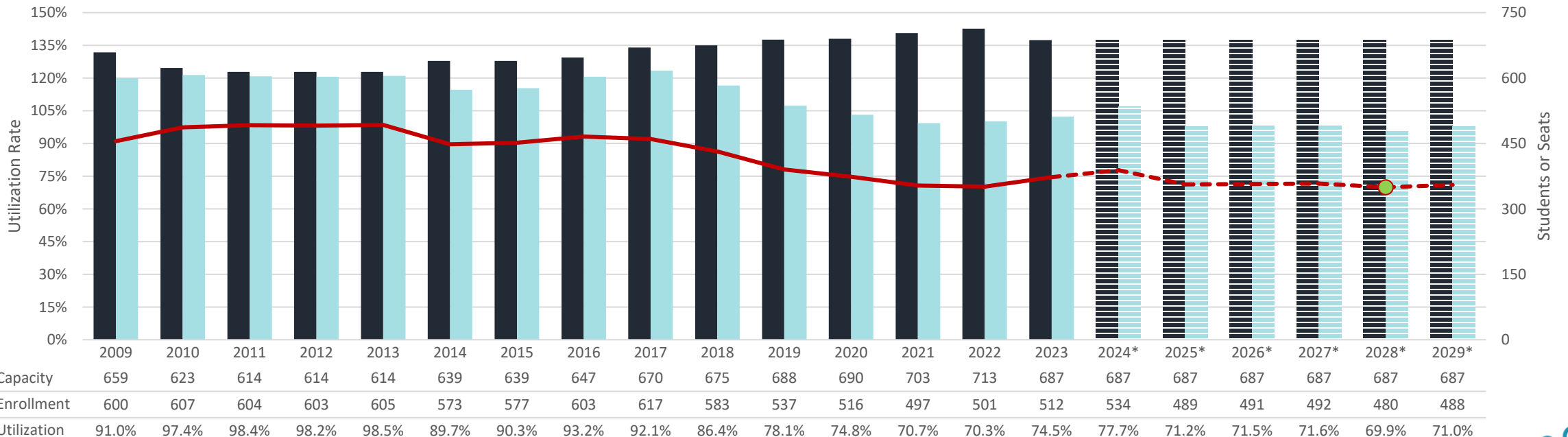
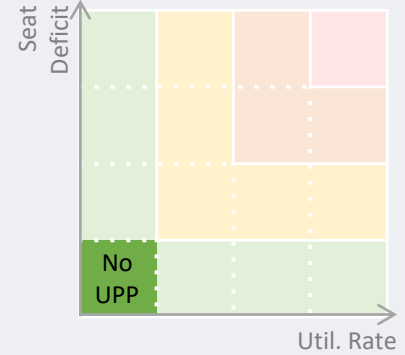
Year Facility Built: 1974
 Last Renovation: - (2008 add'n)
 Gross Floor Area: 109,677 sq.ft.
 Site Size: 10 acres
 Relocatables in 2023: -

Adjacent Schools

Capt. James E. Daly ES
 William B. Gibbs Jr. ES
 Goshen ES

South Lake ES
 Watkins Mill ES
 Whetstone ES

- 4-Yr Projection
 - Utilization : 69.9%
 - Seat Surplus : 207



* MCPS projection, modified according to Annual School Test guidelines (if applicable).



Stone Mill Elementary School

FY25 Annual School Test

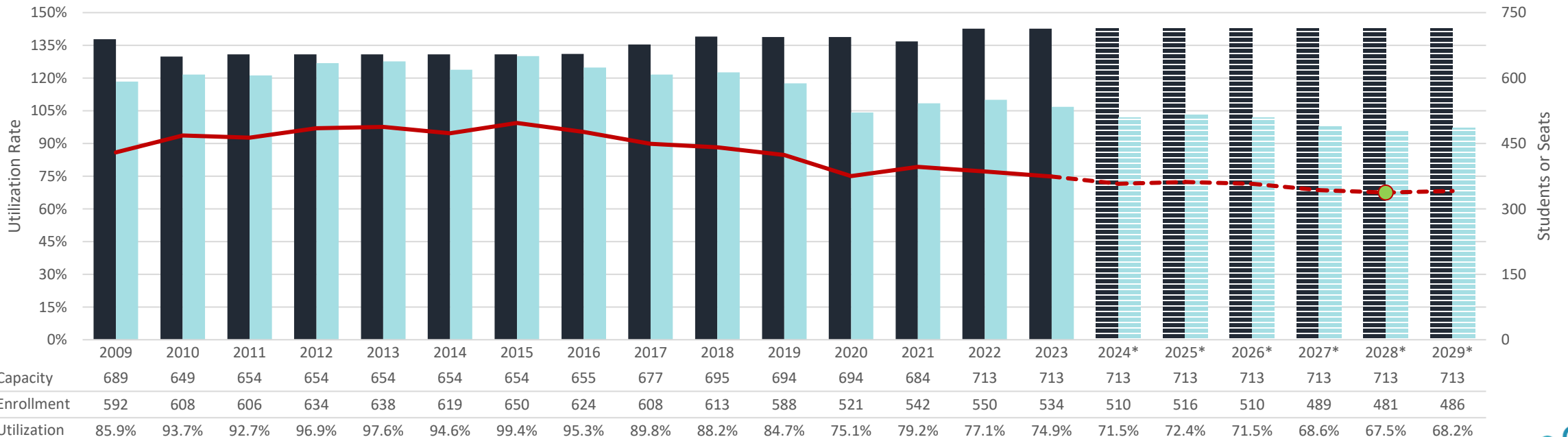
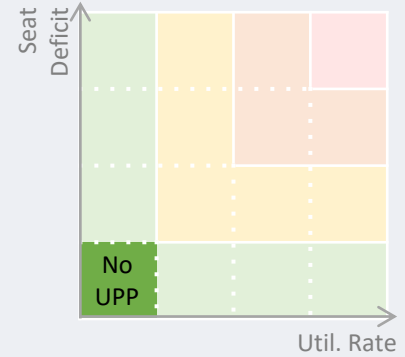
Year Facility Built: 1988
 Last Renovation: -
 Gross Floor Area: 78,617 sq.ft.
 Site Size: 11.8 acres
 Relocatables in 2023: -

Adjacent Schools

DuFief ES
 Fields Road ES
 Lakewood ES
 Potomac ES

Ritchie Park ES
 Rosemont ES
 Travilah ES
 Wayside ES

- 4-Yr Projection
 - Utilization : 67.5%
 - Seat Surplus : 232



* MCPS projection, modified according to Annual School Test guidelines (if applicable).



Stonegate Elementary School

FY25 Annual School Test

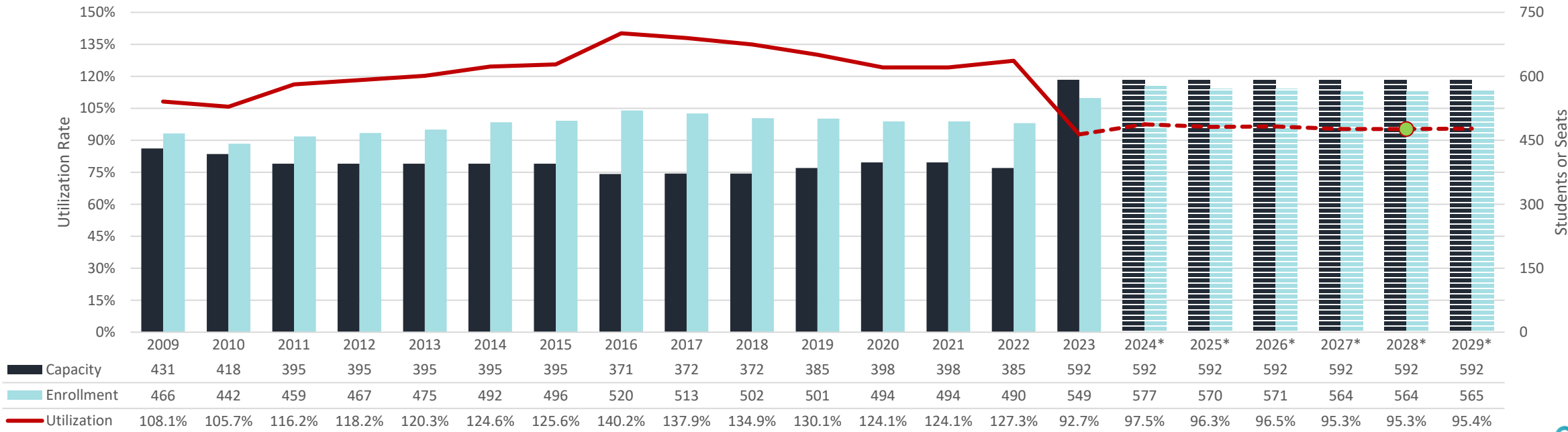
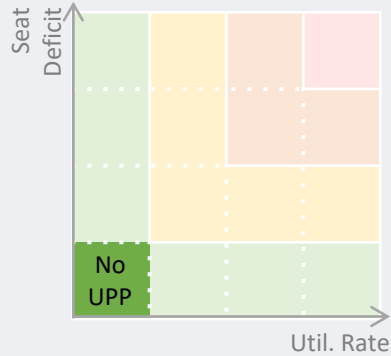
Year Facility Built: 1971
 Last Renovation: 2023
 Gross Floor Area: 84,094 sq.ft.
 Site Size: 10.3 acres
 Relocatables in 2023: -

Adjacent Schools

Bel Pre/Strathmore ES
 Cloverly ES
 Dr. Charles R. Drew ES

Flower Valley ES
 Sherwood ES
 Westover ES

- 4-Yr Projection
 - Utilization : 95.3%
 - Seat Surplus : 28



* MCPS projection, modified according to Annual School Test guidelines (if applicable).



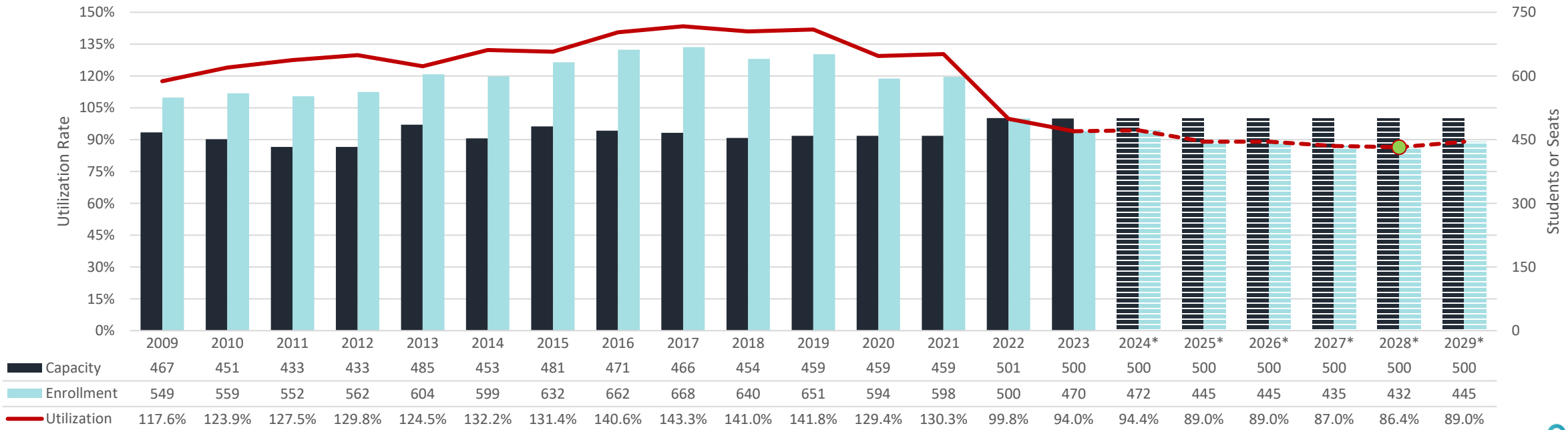
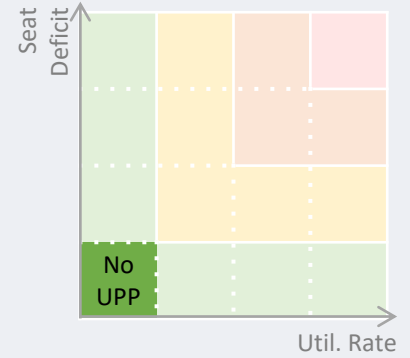
Strawberry Knoll Elementary School

FY25 Annual School Test

Year Facility Built:	1988
Last Renovation:	-
Gross Floor Area:	78,723 sq.ft.
Site Size:	10.8 acres
Relocatables in 2023:	2

Adjacent Schools
Flower Hill ES
Gaithersburg ES
Goshen ES
Judith A. Resnik ES
Whetstone ES

- 4-Yr Projection
 - Utilization : 86.4%
 - Seat Surplus : 68



* MCPS projection, modified according to Annual School Test guidelines (if applicable).



Summit Hall Elementary School

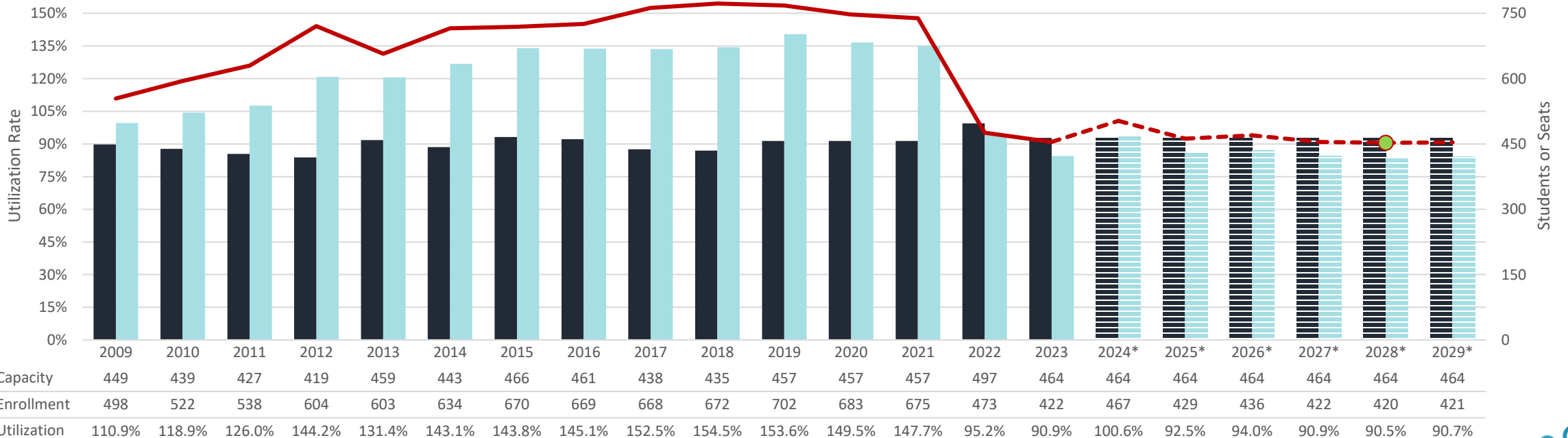
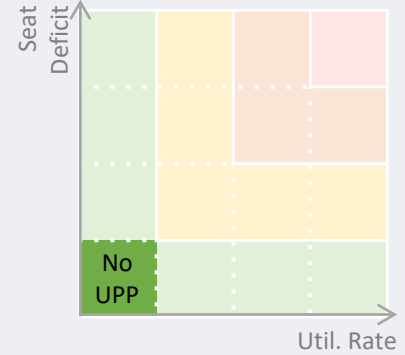
FY25 Annual School Test

Year Facility Built: 1971
 Last Renovation: -
 Gross Floor Area: 68,059 sq.ft.
 Site Size: 10.2 acres
 Relocatables in 2023: 16 (modular bldg.)

Adjacent Schools

Rachel Carson ES
 Jones Lane ES
 Rosemont ES
 Harriet R. Tubman ES
 Washington Grove ES

- 4-Yr Projection
 - Utilization : 90.5%
 - Seat Surplus : 44



* MCPS projection, modified according to Annual School Test guidelines (if applicable).



Takoma Park/Piney Branch ES

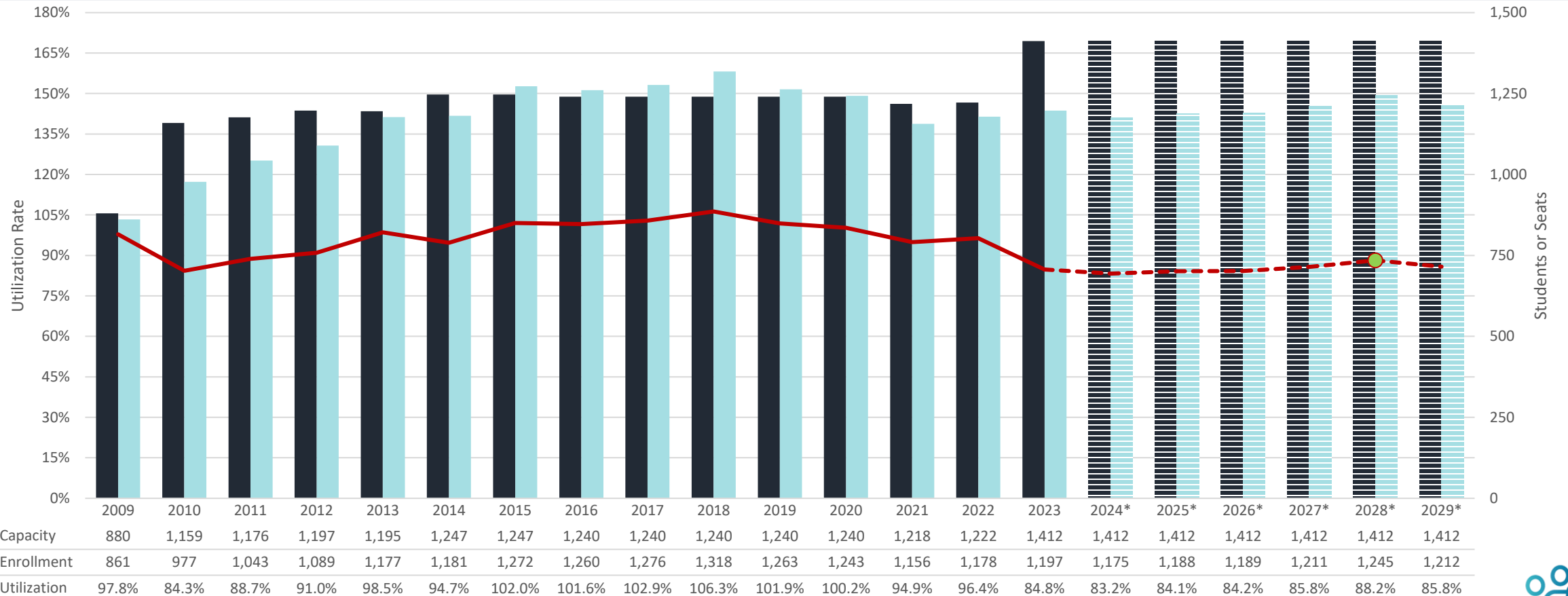
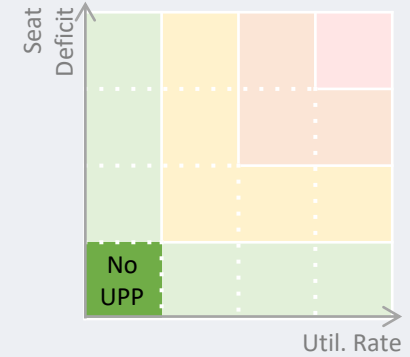
FY25 Annual School Test

	Takoma Park	Piney Branch
Year Facility Built:	1979	1973
Last Renovation:	(2010 add'n)	-
GSF:	85,553 sq.ft.	99,706 sq.ft.
Site Size:	4.7 acres	2 acres
Relocatables in 2023:	-	-

Adjacent Schools

East Silver Spring ES
 New Hampshire Estates/Oak View ES
 Rolling Terrace ES

- 4-Yr Projection
 - Utilization : 88.2%
 - Seat Surplus : 167



* MCPS projection, modified according to Annual School Test guidelines (if applicable).



Travilah Elementary School

FY25 Annual School Test

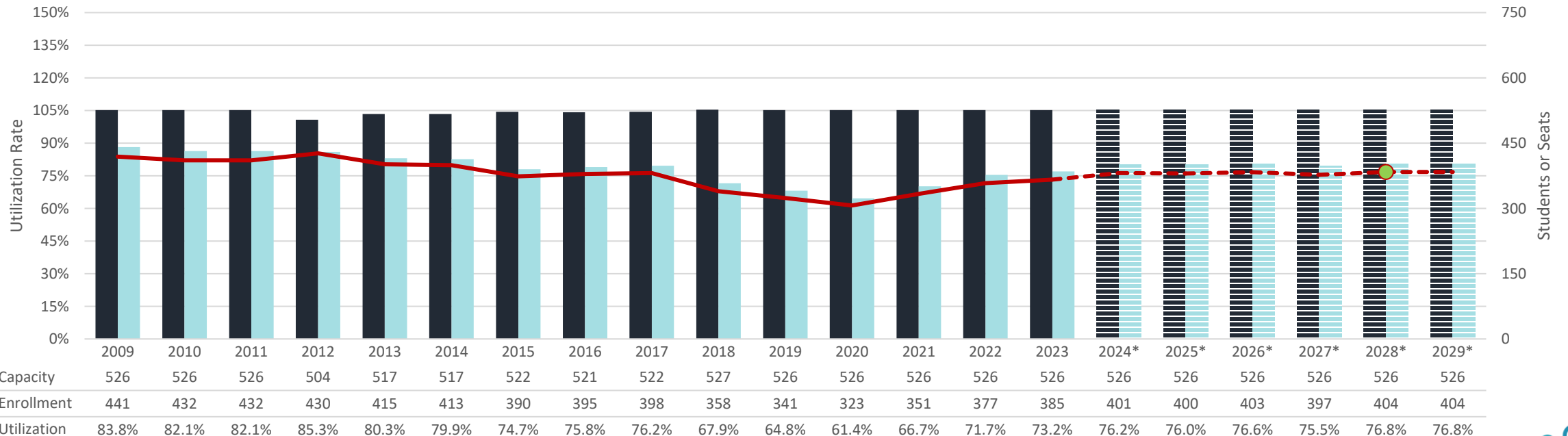
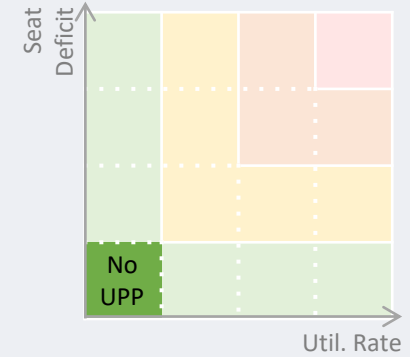
Year Facility Built: 1960
Last Renovation: 1992 (2008 add'n)
Gross Floor Area: 65,378 sq.ft.
Site Size: 9.3 acres
Relocatables in 2023: -

Adjacent Schools

Darnestown ES
 DuFief ES
 Jones Lane ES

Lakewood ES
 Potomac ES
 Stone Mill ES

- 4-Yr Projection
 - Utilization : 76.8%
 - Seat Surplus : 122



* MCPS projection, modified according to Annual School Test guidelines (if applicable).



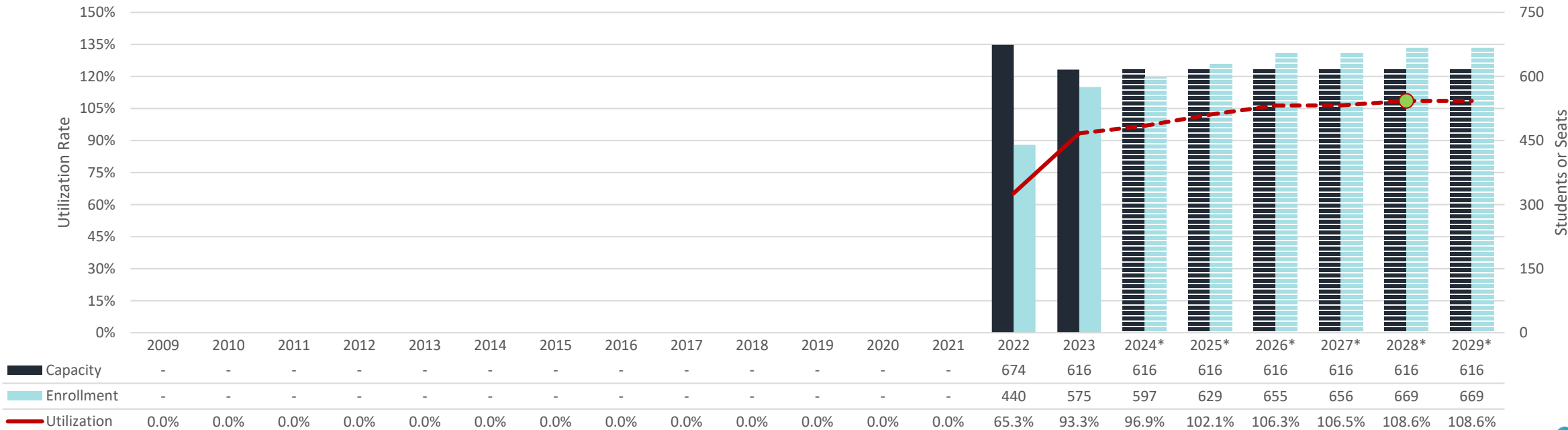
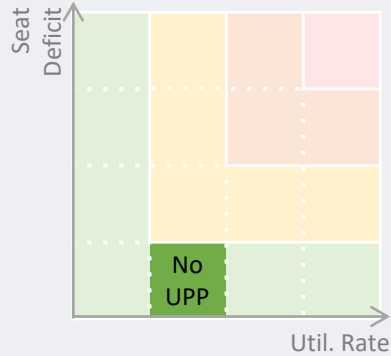
Harriet R. Tubman Elementary School

FY25 Annual School Test

Year Facility Built:	2022
Last Renovation:	-
Gross Floor Area:	99,893 sq.ft.
Site Size:	5.7 acres
Relocatables in 2023:	-

Adjacent Schools
Gaithersburg ES
Judith A. Resnik ES
Rosemont ES
Summit Hall ES
Washington Grove ES

- 4-Yr Projection
 - Utilization : 108.6%
 - Seat Deficit : 53



* MCPS projection, modified according to Annual School Test guidelines (if applicable).



Twinbrook Elementary School

FY25 Annual School Test

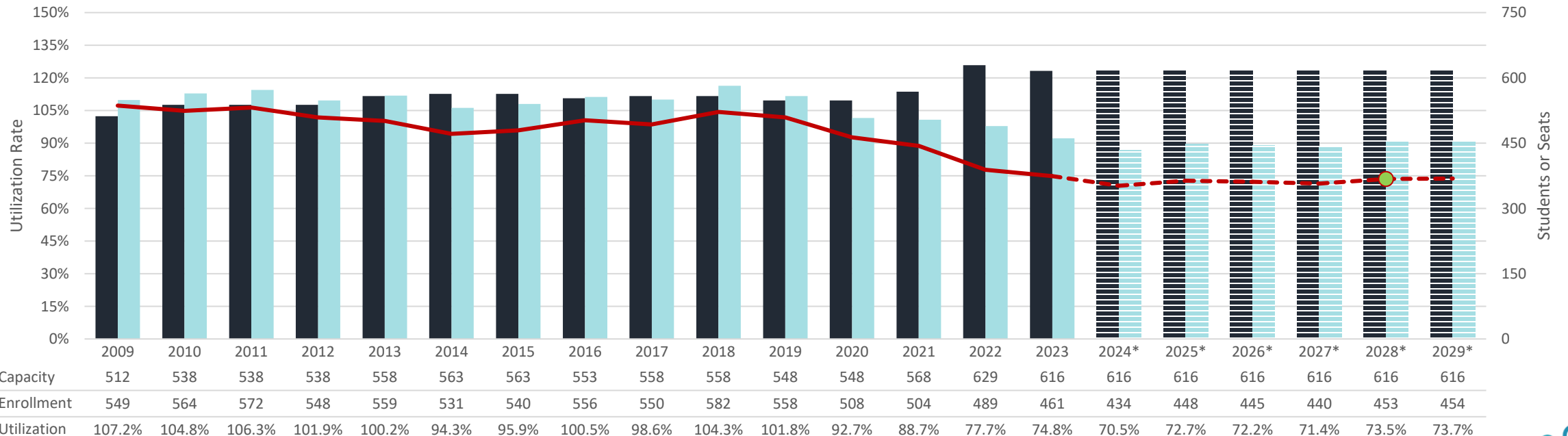
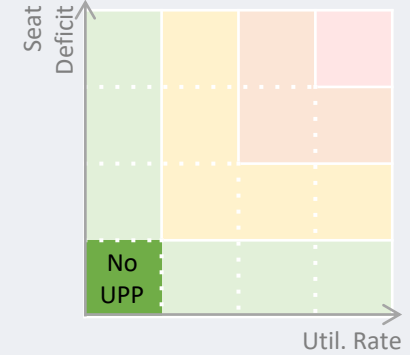
Year Facility Built: 1952
 Last Renovation: 1986
 Gross Floor Area: 79,818 sq.ft.
 Site Size: 10.5 acres
 Relocatables in 2023: -

Adjacent Schools

Beall ES
 Farmland ES
 Garrett Park ES

Meadow Hall ES
 Bayard Rustin ES
 Twinbrook ES

- 4-Yr Projection
 - Utilization : 73.5%
 - Seat Surplus : 163



* MCPS projection, modified according to Annual School Test guidelines (if applicable).



Viers Mill Elementary School

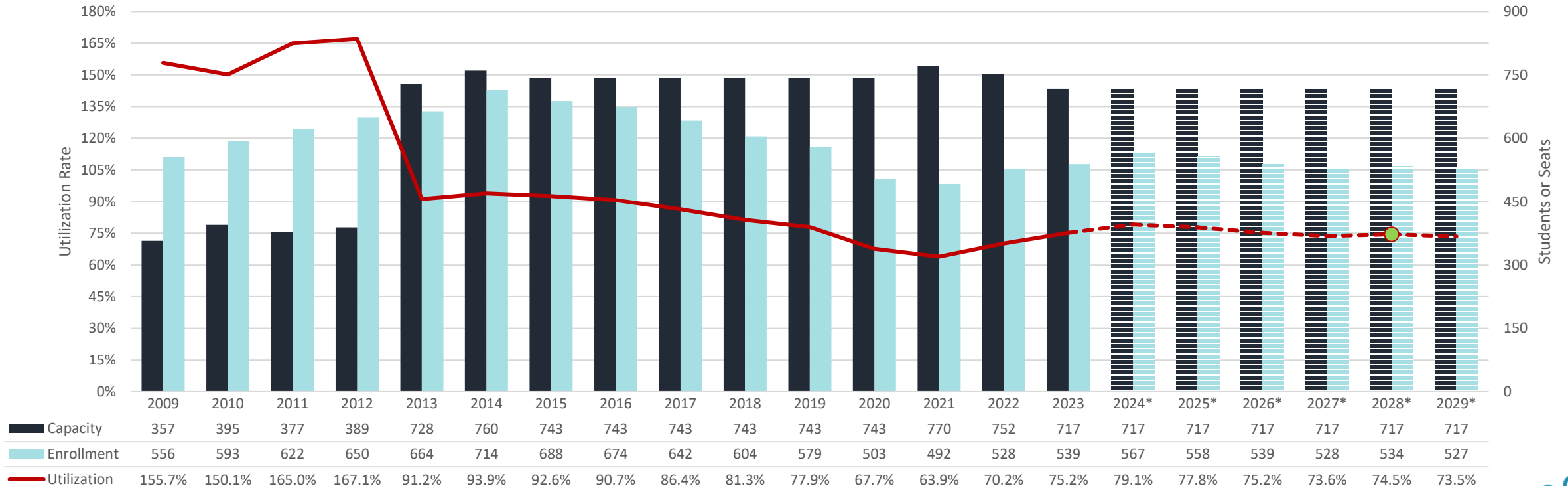
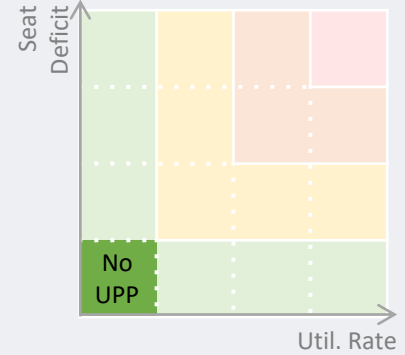
FY25 Annual School Test

Year Facility Built: 1950
 Last Renovation: 1991 (2013 add'n)
 Gross Floor Area: 120,572 sq.ft.
 Site Size: 10.5 acres
 Relocatables in 2023: -

Adjacent Schools

Garrett Park ES Luxmanor ES
 Highland ES Rock View ES
 Kensington-Parkwood ES Sargent Shriver ES

- 4-Yr Projection
 - Utilization : 74.5%
 - Seat Surplus : 183



* MCPS projection, modified according to Annual School Test guidelines (if applicable).



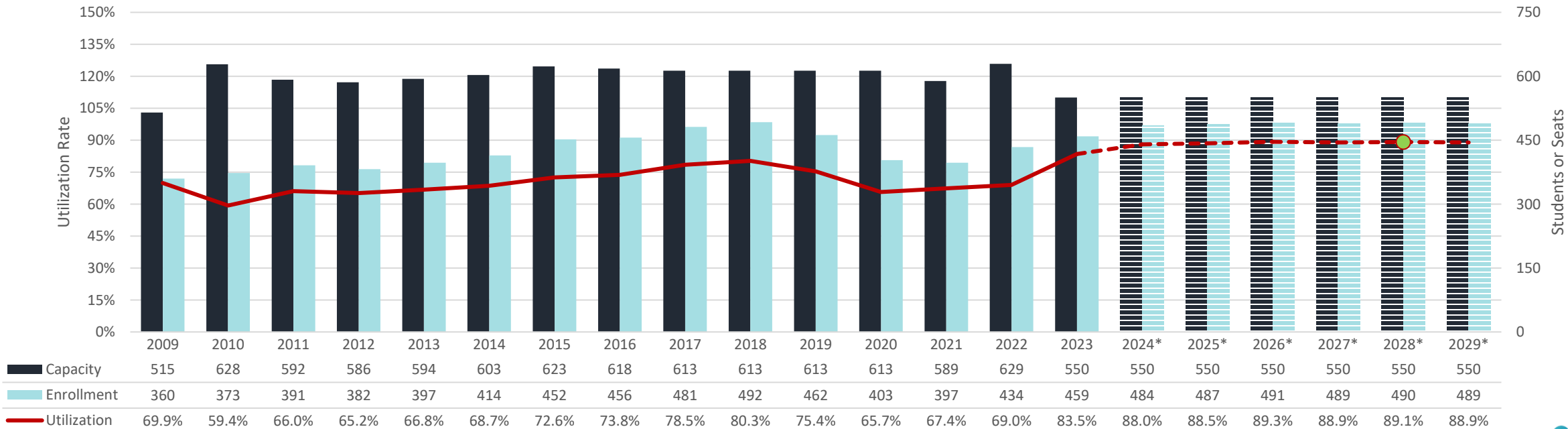
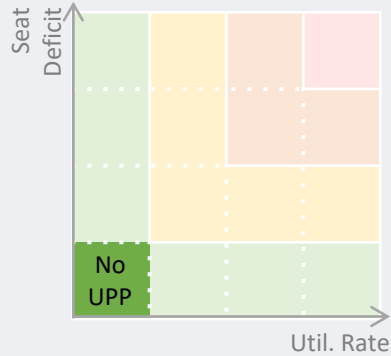
Washington Grove Elementary School

FY25 Annual School Test

Year Facility Built:	1956
Last Renovation:	1984 (2010 add'n)
Gross Floor Area:	86,266 sq.ft.
Site Size:	10.7 acres
Relocatables in 2023:	-

Adjacent Schools	
Candlewood ES	Judith A. Resnik ES
College Gardens ES	Ritchie Park ES
Fallsmead ES	Rosemont ES
Flower Hill ES	Sequoyah ES
Jones Lane ES	Summit Hall ES
Mill Creek Towne ES	Harriet R. Tubman ES

- 4-Yr Projection
 - Utilization : 89.1%
 - Seat Surplus : 60



* MCPS projection, modified according to Annual School Test guidelines (if applicable).



Waters Landing Elementary School

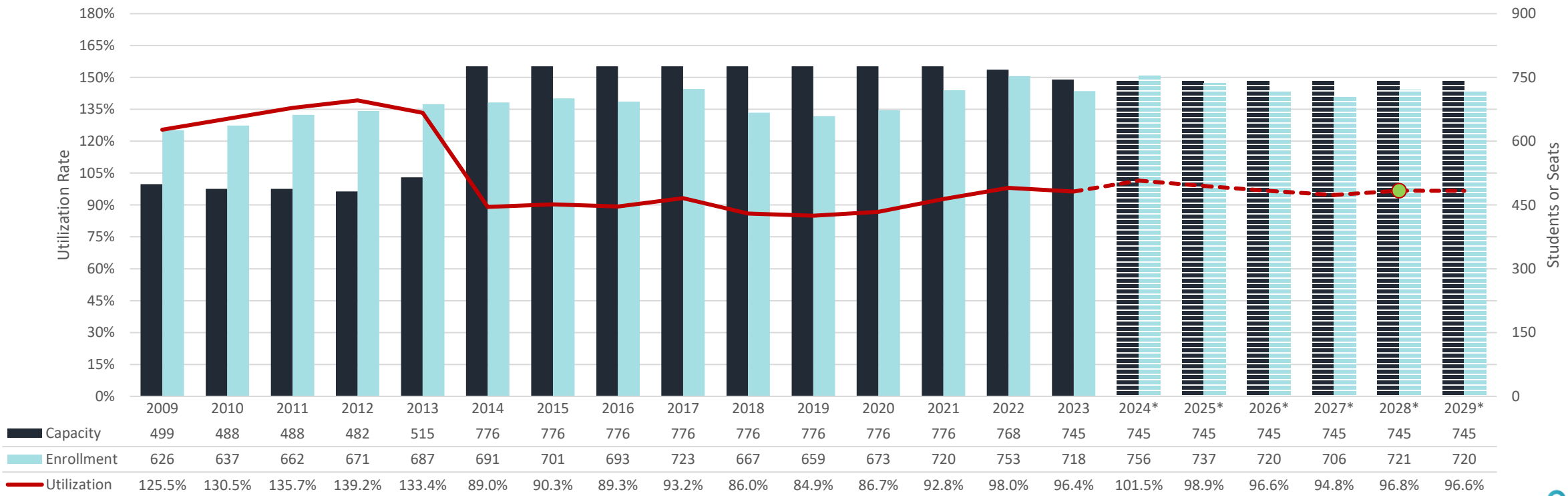
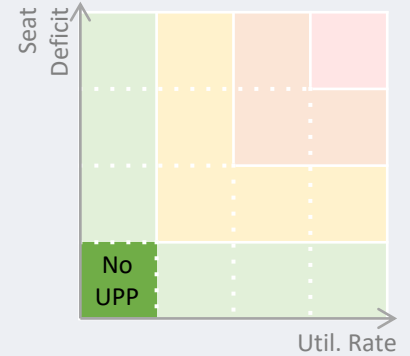
FY25 Annual School Test

Year Facility Built: 1988
Last Renovation: - (2014 add'n)
Gross Floor Area: 101,352 sq.ft.
Site Size: 10 acres
Relocatables in 2023: -

Adjacent Schools

 William B. Gibbs Jr. ES
 Lake Seneca ES
 Dr. Salley K. Ride ES

- 4-Yr Projection
 - Utilization : 96.8%
 - Seat Surplus : 24



* MCPS projection, modified according to Annual School Test guidelines (if applicable).



Watkins Mill Elementary School

FY25 Annual School Test

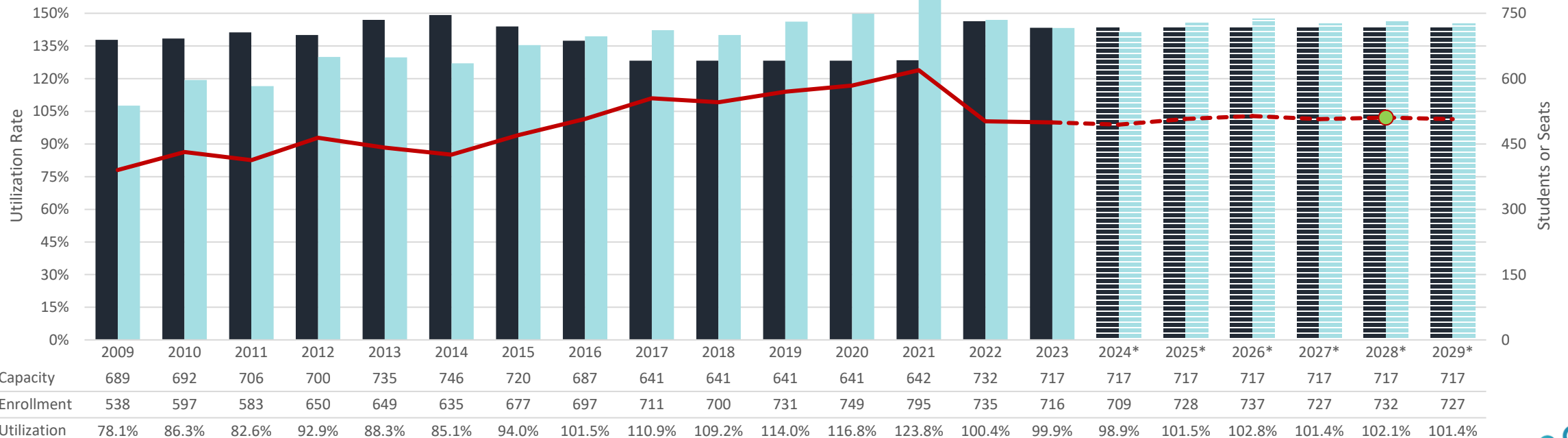
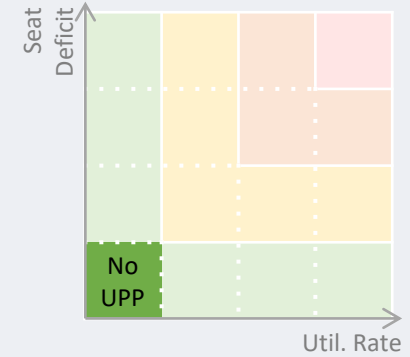
Year Facility Built: 1970
 Last Renovation: - (2006 add'n)
 Gross Floor Area: 80,939 sq.ft.
 Site Size: 10 acres
 Relocatables in 2023: 4

Adjacent Schools

Brown Station ES
 Fox Chapel ES
 S. Christa McAuliffe

South Lake ES
 Stedwick ES
 Whetstone ES

- 4-Yr Projection
 - Utilization : 102.1%
 - Seat Deficit : 15



* MCPS projection, modified according to Annual School Test guidelines (if applicable).



Wayside Elementary School

FY25 Annual School Test

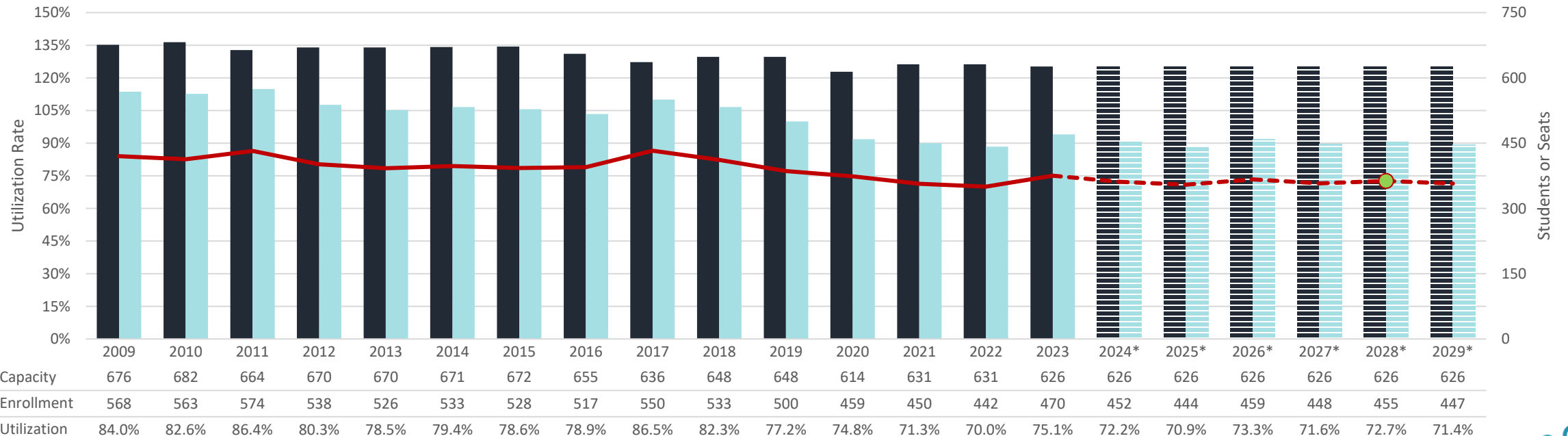
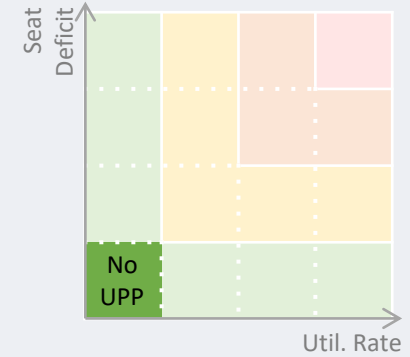
Year Facility Built: 1969
 Last Renovation: 2017
 Gross Floor Area: 93,453 sq.ft.
 Site Size: 9.3 acres
 Relocatables in 2023: -

Adjacent Schools

Bells Mill ES
 Beverly Farms ES
 Cold Spring ES
 Fallsmead ES

Lakewood ES
 Potomac ES
 Stone Mill ES

- 4-Yr Projection
 - Utilization : 72.7%
 - Seat Surplus : 171



Weller Road Elementary School

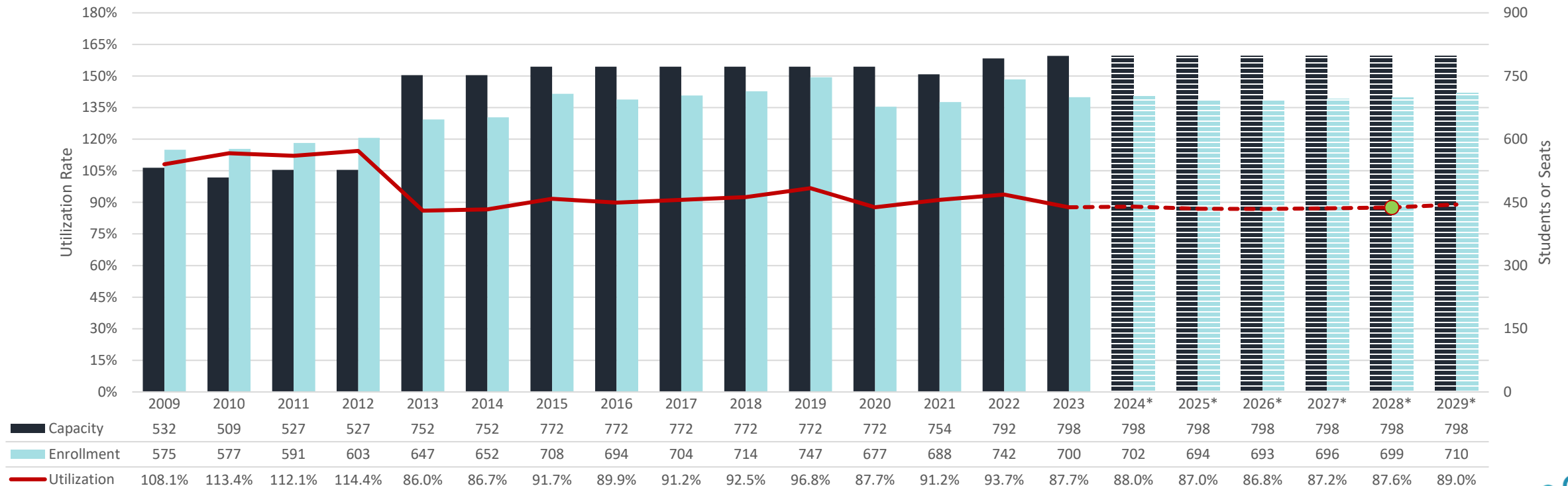
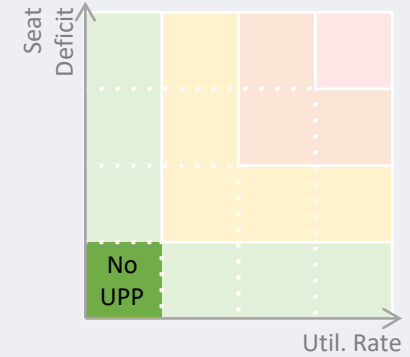
FY25 Annual School Test

Year Facility Built: 1953
 Last Renovation: 2013
 Gross Floor Area: 121,346 sq.ft.
 Site Size: 11.1 acres
 Relocatables in 2023: -

Adjacent Schools

Arcola ES
 Georgian Forest ES
 Glenallan ES
 Harmony Hills ES
 Sargent Shriver ES

- 4-Yr Projection
 - Utilization : 87.6%
 - Seat Surplus : 99



* MCPS projection, modified according to Annual School Test guidelines (if applicable).



Westbrook Elementary School

FY25 Annual School Test

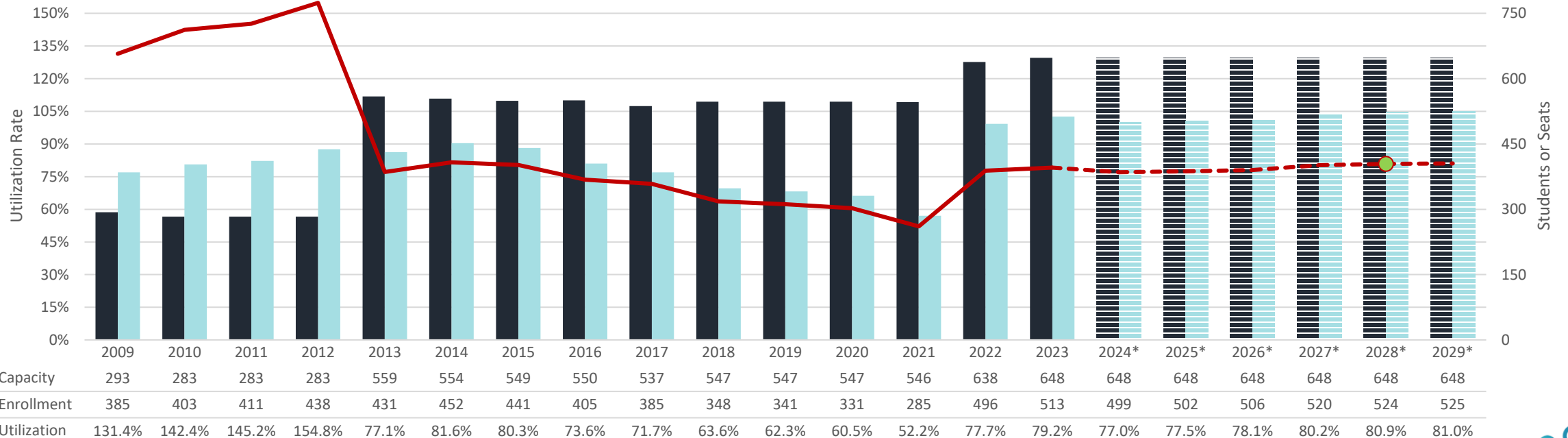
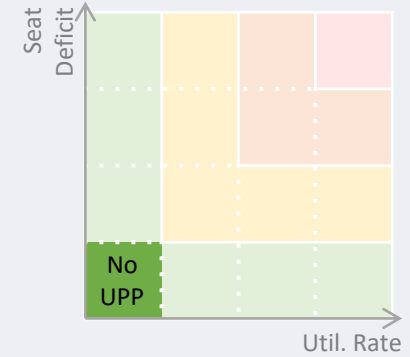
Year Facility Built: 1939
 Last Renovation: 1990 (2013 add'n)
 Gross Floor Area: 91,359 sq.ft.
 Site Size: 12.5 acres
 Relocatables in 2023: -

Adjacent Schools

Bannockburn ES
 Bethesda ES
 Bradley Hills ES

Rosemary Hills/Chewy Chase ES
 Somerset ES
 Wood Acres ES

- 4-Yr Projection
 - Utilization : 80.9%
 - Seat Surplus : 124



* MCPS projection, modified according to Annual School Test guidelines (if applicable).



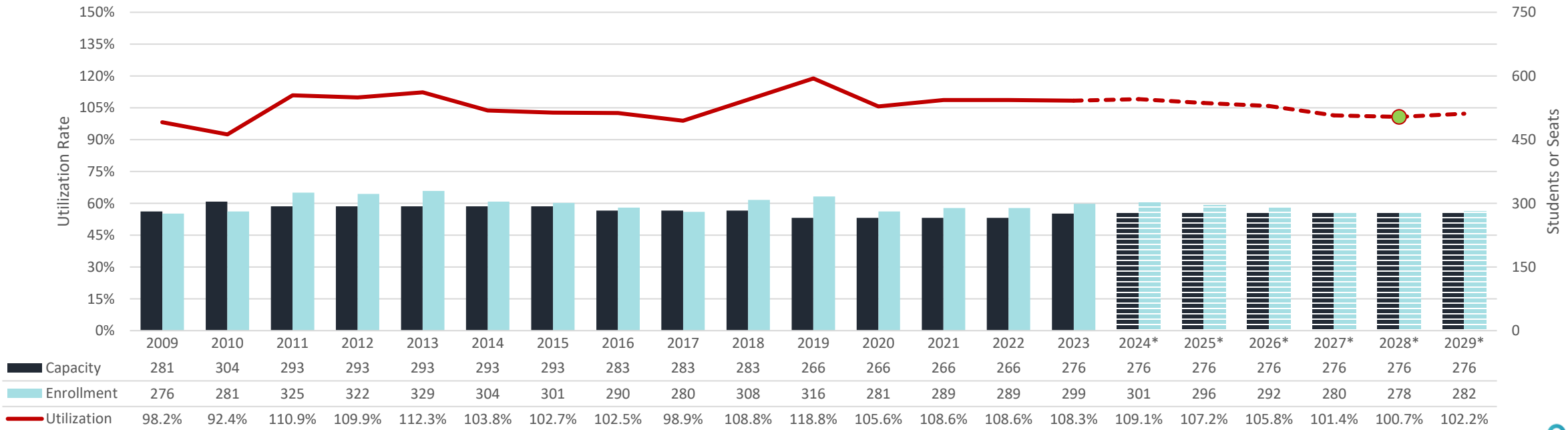
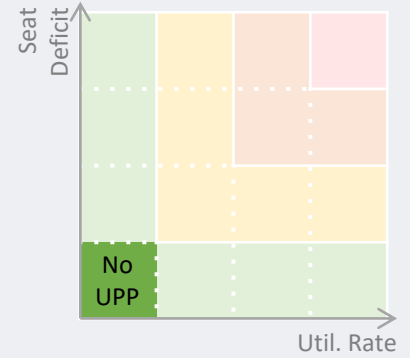
Westover Elementary School

FY25 Annual School Test

Year Facility Built:	1964
Last Renovation:	1998
Gross Floor Area:	54,645 sq.ft.
Site Size:	7.6 acres
Relocatables in 2023:	2

Adjacent Schools	
Bel Pre/Strathmore ES Cannon Road ES Dr. Charles R. Drew ES	Glenallan ES Jackson Road ES Stonegate ES

- 4-Yr Projection
 - Utilization : 100.7%
 - Seat Deficit : 2



* MCPS projection, modified according to Annual School Test guidelines (if applicable).



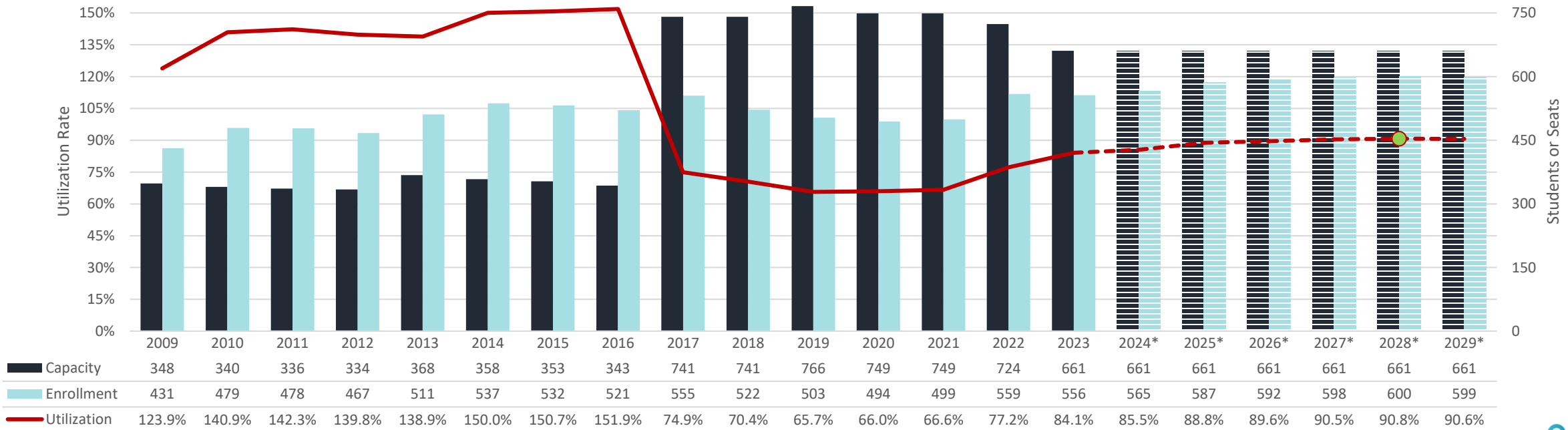
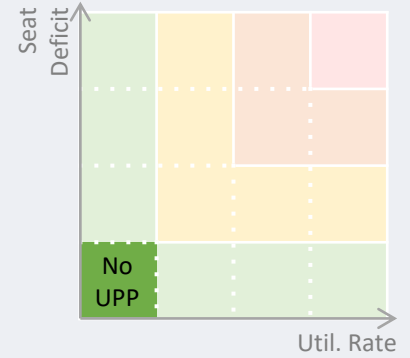
Wheaton Woods Elementary School

FY25 Annual School Test

Year Facility Built:	1952
Last Renovation:	2017
Gross Floor Area:	120,154 sq.ft.
Site Size:	8 acres
Relocatables in 2023:	-

Adjacent Schools
Brookhaven ES Garrett Park ES Harmony Hills ES Rock Creek Valley ES Sargent Shriver ES

- 4-Yr Projection
 - Utilization : 90.8%
 - Seat Surplus : 61



* MCPS projection, modified according to Annual School Test guidelines (if applicable).



Whetstone Elementary School

FY25 Annual School Test

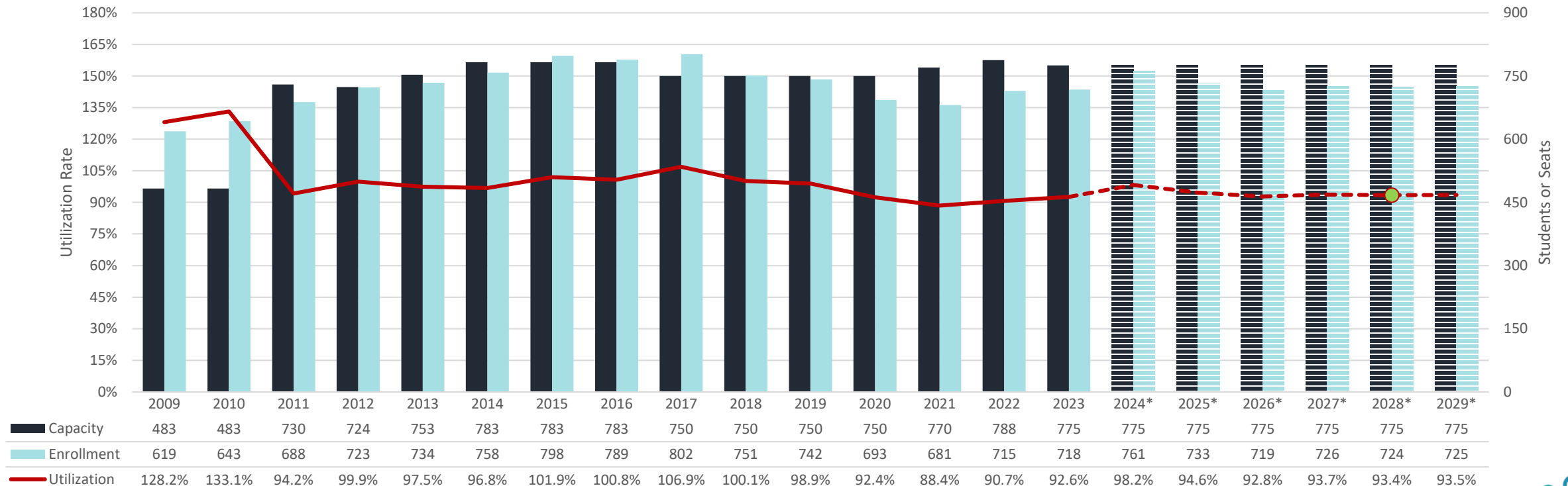
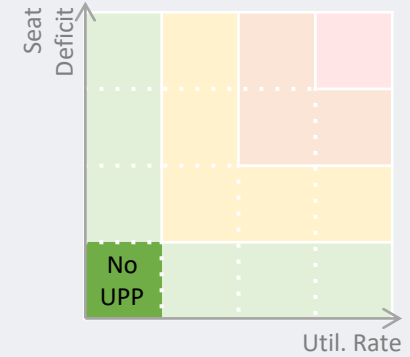
Year Facility Built: 1968
 Last Renovation: - (2011 add'n)
 Gross Floor Area: 96,946 sq.ft.
 Site Size: 8.8 acres
 Relocatables in 2023: -

Adjacent Schools

Gaithersburg ES
 Goshen ES
 South Lake ES

Stedwick ES
 Strawberry Knoll ES
 Watkins Mill ES

- 4-Yr Projection
 - Utilization : 93.4%
 - Seat Surplus : 51



* MCPS projection, modified according to Annual School Test guidelines (if applicable).



Wilson Wims Elementary School

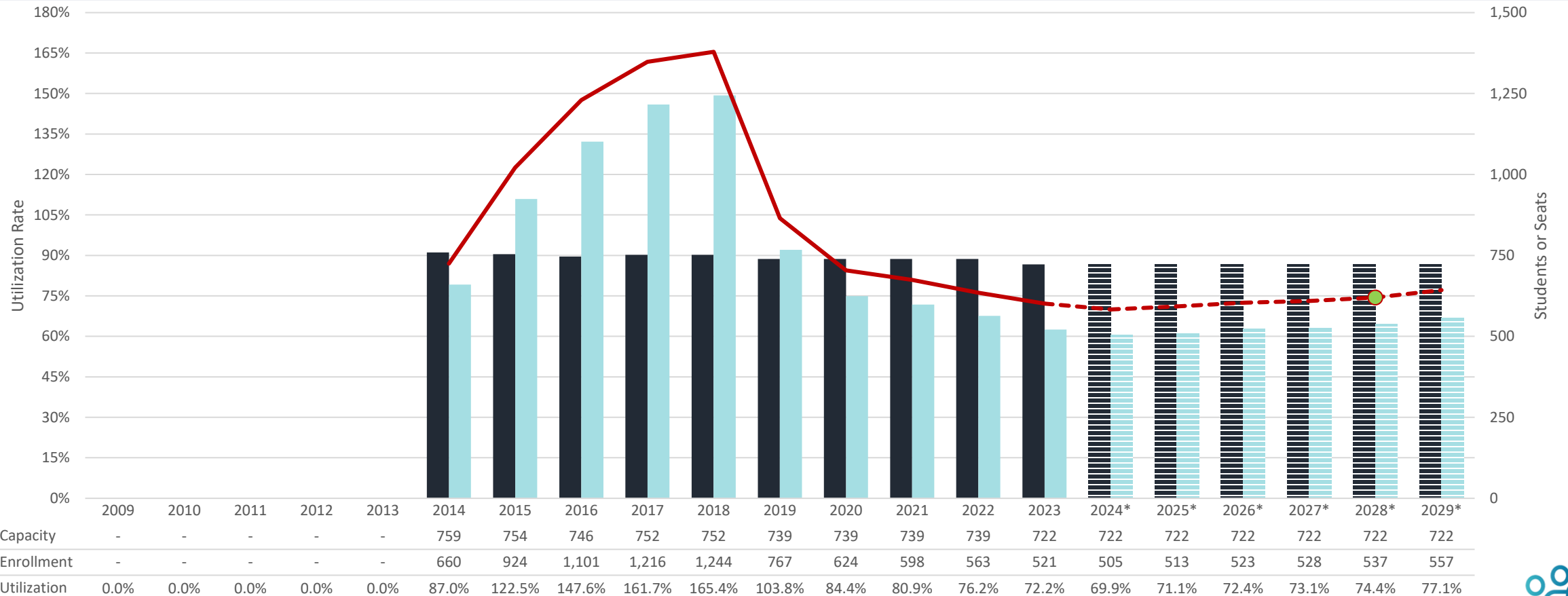
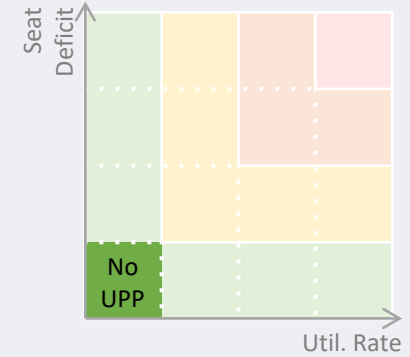
FY25 Annual School Test

Year Facility Built: 2014
 Last Renovation: -
 Gross Floor Area: 91,931 sq.ft.
 Site Size: 9.3 acres
 Relocatables in 2023: -

Adjacent Schools

Cedar Grove ES
 Little Bennett ES
 Snowden Farm ES

- 4-Yr Projection
 - Utilization : 74.4%
 - Seat Surplus : 185



* MCPS projection, modified according to Annual School Test guidelines (if applicable).



Wood Acres Elementary School

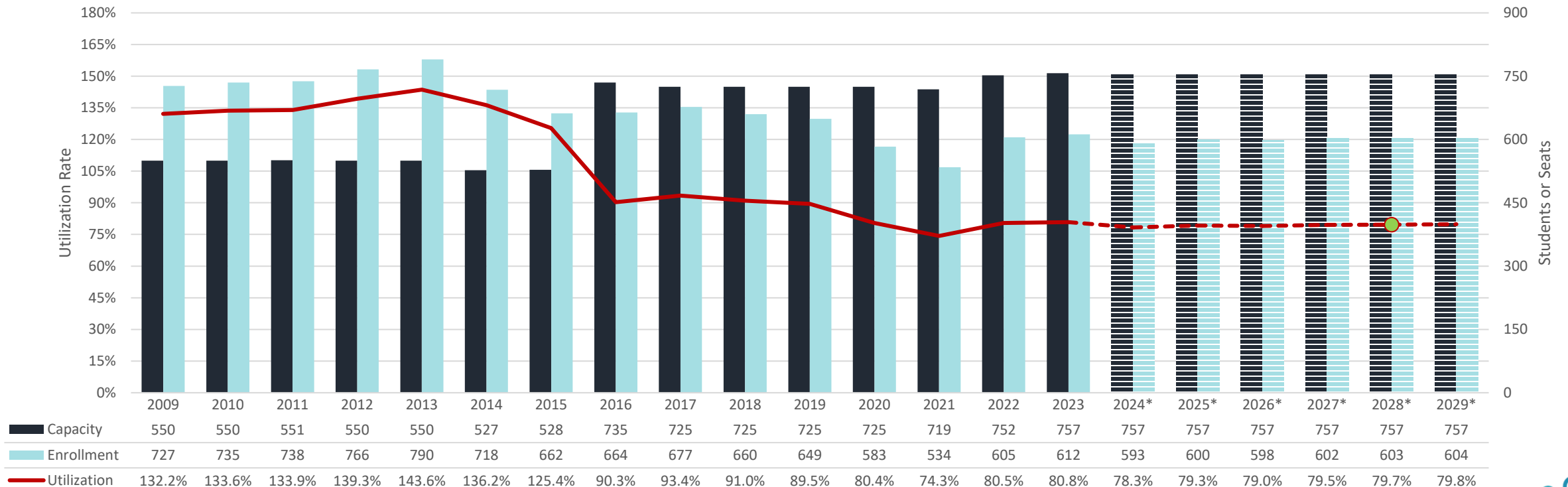
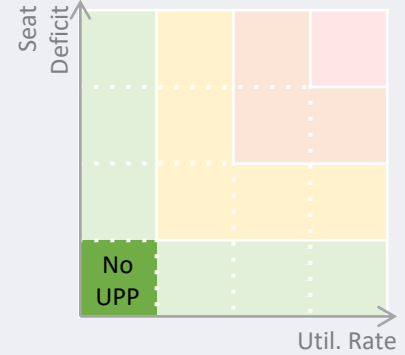
FY25 Annual School Test

Year Facility Built: 1952
 Last Renovation: 2002 (2016 add'n)
 Gross Floor Area: 96,358 sq.ft.
 Site Size: 4.8 acres
 Relocatables in 2023: -

Adjacent Schools

Bannockburn ES
 Bradley Hills ES
 Burning Tree ES
 Westbrook ES

- 4-Yr Projection
 - Utilization : 79.7%
 - Seat Surplus : 154



* MCPS projection, modified according to Annual School Test guidelines (if applicable).



Woodfield Elementary School

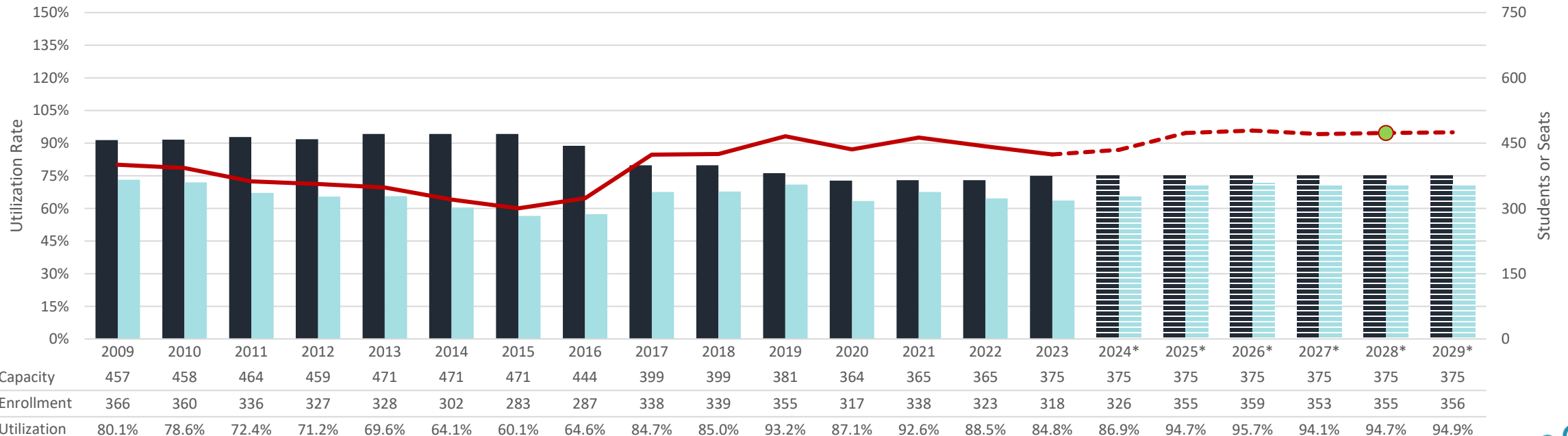
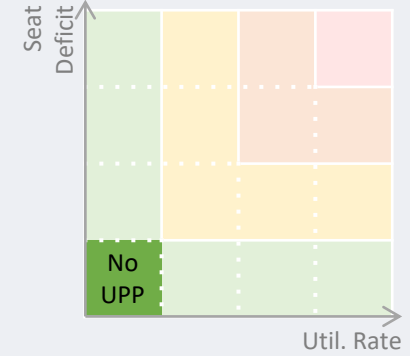
FY25 Annual School Test

Year Facility Built: 1962
 Last Renovation: 1985
 Gross Floor Area: 53,212 sq.ft.
 Site Size: 10 acres
 Relocatables in 2023: -

Adjacent Schools

Cedar Grove ES
 Clearspring ES
 Laytonsville ES
 Lois P. Rockwell ES

- 4-Yr Projection
 - Utilization : 94.7%
 - Seat Surplus : 20



* MCPS projection, modified according to Annual School Test guidelines (if applicable).



Woodlin Elementary School

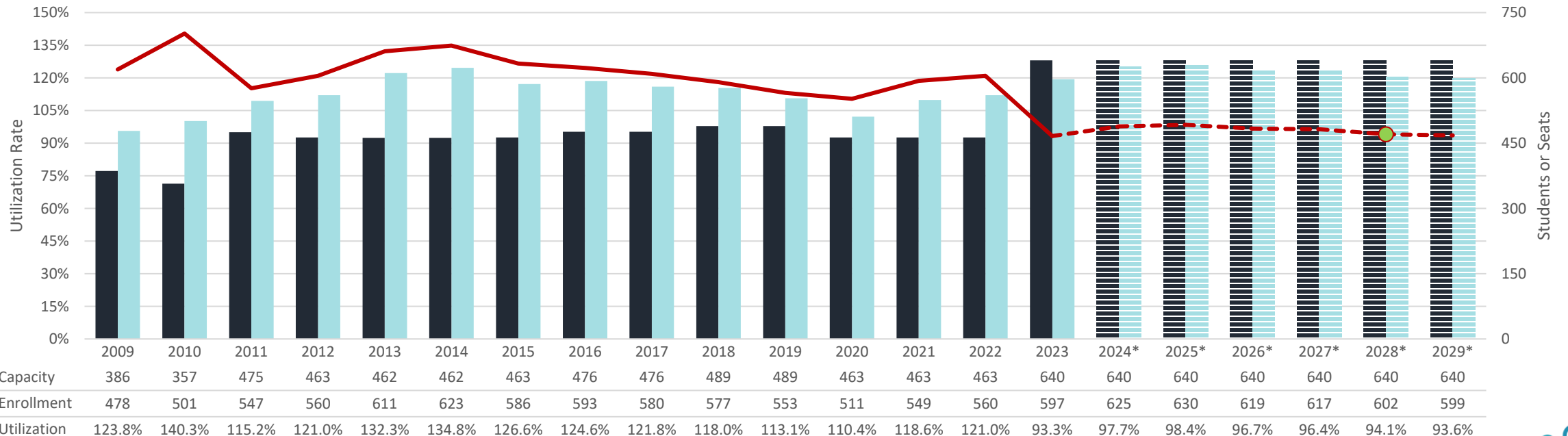
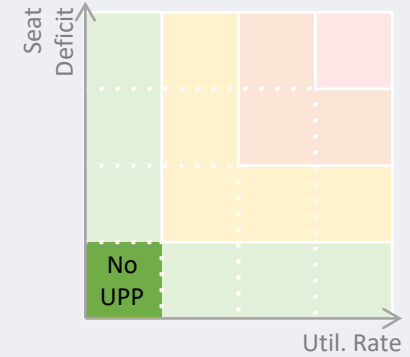
FY25 Annual School Test

Year Facility Built: 1944
 Last Renovation: 2023
 Gross Floor Area: 60,725 sq.ft.
 Site Size: 11 acres
 Relocatables in 2023: -

Adjacent Schools

Highland View ES Rosemary Hills/N. Chevy Chase ES
 Rock Creek Forest ES Flora M. Singer ES
 Rosemary Hills/Chevy Chase ES Sligo Creek ES

- 4-Yr Projection
 - Utilization : 94.1%
 - Seat Surplus : 38



* MCPS projection, modified according to Annual School Test guidelines (if applicable).



Wyngate Elementary School

FY25 Annual School Test

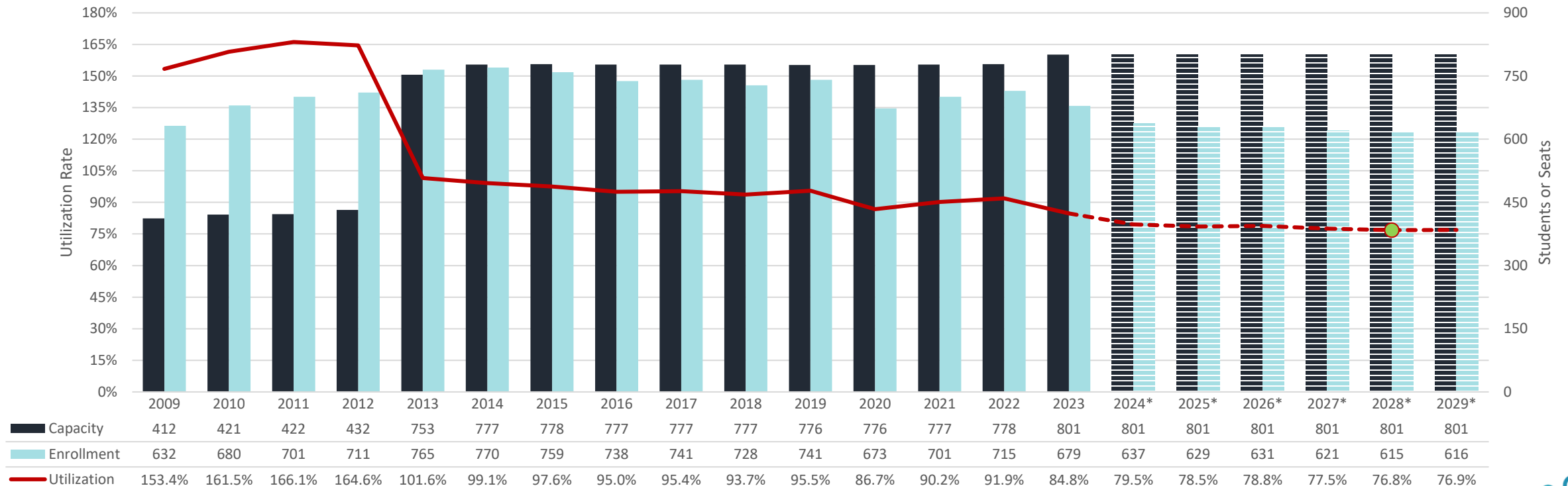
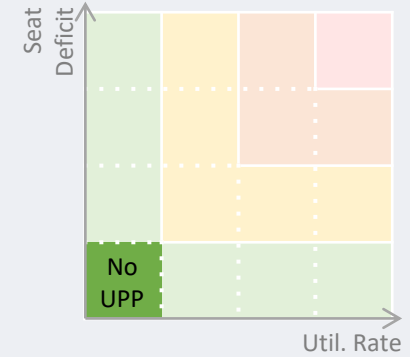
Year Facility Built: 1952
 Last Renovation: 1997 (2013 add'n)
 Gross Floor Area: 89,104 sq.ft.
 Site Size: 9.5 acres
 Relocatables in 2023: -

Adjacent Schools

Ashburton ES
 Bethesda ES
 Bradley Hills ES
 Burning Tree ES

Garrett Park ES
 Kensington-Parkwood ES
 Rosemary Hills/N. Chevy Chase ES

- 4-Yr Projection
 - Utilization : 76.8%
 - Seat Surplus : 186



* MCPS projection, modified according to Annual School Test guidelines (if applicable).



Index (by School Level)

HIGH SCHOOLS		MIDDLE SCHOOLS					
Bethesda-Chevy Chase	24	Argyle	50	Redland	75	Beverly Farms	100
Montgomery Blair	25	John T. Baker	51	Ridgeview	76	Bradley Hills	101
James Hubert Blake	26	Benjamin Banneker	52	Rocky Hill	77	Brooke Grove	102
Winston Churchill	27	Briggs Chaney	53	Shady Grove	78	Brookhaven	103
Clarksburg	28	Cabin John	54	Odessa Shannon	79	Brown Station	104
Damascus	29	Roberto Clemente	55	Silver Creek	80	Burning Tree	105
Albert Einstein	30	Eastern	56	Silver Spring International	81	Burnt Mills	106
Gaithersburg	31	William H. Farquhar	57	Sligo	82	Burtonsville	107
Walter Johnson	32	Forest Oak	58	Takoma Park	83	Cabin Branch	108
John F. Kennedy	33	Robert Frost	59	Tilden	84	Candlewood	109
Col. Zadok Magruder	34	Gaithersburg	60	Hallie Wells	85	Cannon Road	110
Richard Montgomery	35	Herbert Hoover	61	Julius West	86	Carderock Springs	111
Northwest	36	Francis Scott Key	62	Westland	87	Rachel Carson	112
Northwood	37	Dr. Martin Luther King, Jr	63	White Oak	88	Cashell	113
Paint Branch	38	Kingsview	64	Earle B. Wood	89	Cedar Grove	114
Poolesville	39	Lakelands Park	65			Clarksburg	115
Quince Orchard	40	A. Mario Loiederman	66	ELEMENTARY SCHOOLS		Clearspring	116
Rockville	41	Montgomery Village	67	Arcola	91	Clopper Mill	117
Seneca Valley	42	Neelsville	68	Ashburton	92	Cloverly	118
Sherwood	43	Newport Mill	69	Bannockburn	93	Cold Spring	119
Springbrook	44	North Bethesda	70	Lucy V. Barnsley	94	College Gardens	120
Watkins Mill	45	Parkland	71	Beall	95	Capt. James E. Daly	121
Wheaton	46	Rosa Parks	72	Bel Pre/Strathmore	96	Damascus	122
Walt Whitman	47	John Poole	73	Bells Mill	97	Darnestown	123
Thomas S. Wootton	48	Thomas W. Pyle	74	Belmont	98	Diamond	124
				Bethesda	99	Dr. Charles R. Drew	125



DuFief	126	Jones Lane	152	Dr. Sally K. Ride	178	Travilah	204
East Silver Spring	127	Kemp Mill	153	Ritchie Park	179	Harriet R. Tubman	205
Fairland	128	Kensington-Parkwood	154	Rock Creek Forest	180	Twinbrook	206
Fallsmead	129	Lake Seneca	155	Rock Creek Valley	181	Viers Mill	207
Farmland	130	Lakewood	156	Rock View	182	Washington Grove	208
Fields Road	131	Laytonsville	157	Lois P. Rockwell	183	Waters Landing	209
Flower Hill	132	JoAnn Leleck	158	Rolling Terrace	184	Watkins Mill	210
Flower Valley	133	Little Bennett	159	Rosemary Hills/Chevy Chase	185	Wayside	211
Forest Knolls	134	Luxmanor	160	Rosemary Hills/North Chevy Chase	186	Weller Road	212
Fox Chapel	135	Thurgood Marshall	161	Rosemont	187	Westbrook	213
Gaithersburg	136	Maryvale	162	Bayard Rustin	188	Westover	214
Galway	137	Spark M. Matsunaga	163	Sequoyah	189	Wheaton Woods	215
Garrett Park	138	S. Christa McAuliffe	164	Seven Locks	190	Whetstone	216
Georgian Forest	139	Ronald McNair	165	Sherwood	191	Wilson Wims	217
Germantown	140	Meadow Hall	166	Sargent Shriver	192	Wood Acres	218
William B. Gibbs Jr.	141	Mill Creek Towne	167	Flora M. Singer	193	Woodfield	219
Glen Haven	142	Monocacy	168	Sligo Creek	194	Woodlin	220
Glenallan	143	Montgomery Knolls/Pine Crest	169	Snowden Farm	195	Wyngate	221
Goshen	144	New Hampshire Estates/Oak View	170	Somerset	196		
Great Seneca Creek	145	Roscoe R. Nix/Cresthaven	171	South Lake	197		
Greencastle	146	Oakland Terrace	172	Stedwick	198		
Greenwood	147	Olney	173	Stone Mill	199		
Harmony Hills	148	William T. Page	174	Stonegate	200		
Highland	149	Poolesville	175	Strawberry Knoll	201		
Highland View	150	Potomac	176	Summit Hall	202		
Jackson Road	151	Judith A. Resnik	177	Takoma Park/Piney Branch	203		



Index (by Cluster)

BETHESDA-CHEVY CHASE CLUSTER	
Bethesda-Chevy Chase HS	24
Silver Creek MS	80
Westland MS	87
Bethesda ES	99
Rock Creek Forest ES	180
Rosemary Hills/Chevy Chase ES	185
Rosemary Hills/North Chevy Chase ES	186
Somerset ES	196
Westbrook ES	213

WINSTON CHURCHILL CLUSTER	
Winston Churchill HS	27
Cabin John MS	54
Herbert Hoover MS	61
Bells Mill ES	97
Beverly Farms ES	100
Potomac ES	176
Seven Locks ES	190
Wayside ES	211

CLARKSBURG CLUSTER	
Clarksburg HS	28
Rocky Hill MS	77
Hallie Wells MS	85
Cabin Branch ES	108

Clarksburg ES	115
Capt. James E. Daly ES	121
Fox Chapel ES	135
Little Bennett ES	159
Snowden Farm ES	195
Wilson Wims ES	217

DAMASCUS CLUSTER	
Damascus HS	29
John T. Baker MS	51
Hallie Wells MS	85
Cedar Grove ES	114
Clearspring ES	116
Damascus ES	122
Lois P. Rockwell ES	183
Snowden Farm ES	195
Woodfield ES	219

DOWNCOUNTY CONSORTIUM	
Montgomery Blair HS	25
Albert Einstein HS	30
John F. Kennedy HS	33
Northwood HS	37
Wheaton HS	46
Argyle MS	50
Eastern MS	56

A. Mario Loiederman MS	66
Newport Mill MS	69
Parkland MS	71
Odessa Shannon MS	79
Silver Spring International MS	81
Sligo MS	82
Takoma Park MS	83
Arcola ES	91
Bel Pre/Strathmore ES	96
Brookhaven ES	103
East Silver Spring ES	127
Forest Knolls ES	134
Georgian Forest ES	139
Glen Haven ES	142
Glenallan ES	143
Harmony Hills ES	148
Highland ES	149
Highland View ES	150
Kemp Mill ES	153
Montgomery Knolls/Pine Crest ES	169
New Hampshire Estates/Oak View ES	170
Oakland Terrace ES	172
Rock View ES	182
Rolling Terrace ES	184
Sargent Shriver ES	192
Flora M. Singer ES	193

Sligo Creek ES	194
Takoma Park/Piney Branch ES	203
Viers Mills ES	207
Weller Road ES	212
Wheaton Woods ES	215
Woodlin ES	220

GAITHERSBURG CLUSTER	
Gaithersburg HS	31
Forest Oak MS	58
Gaithersburg MS	60
Gaithersburg ES	136
Goshen ES	144
Laytonsville ES	157
Rosemont ES	187
Strawberry Knoll ES	201
Summit Hall ES	202
Harriet R. Tubman ES	205
Washington Grove ES	208

WALTER JOHNSON CLUSTER	
Walter Johnson HS	32
North Bethesda MS	70
Tilden MS	84
Ashburton ES	92
Farmland ES	130



Garrett Park ES	138
Kensington-Parkwood ES	154
Luxmanor ES	160
Wyngate ES	221

COL. ZADOK MAGRUDER CLUSTER

Col. Zadok Magruder HS	34
Redland MS	75
Shady Grove MS	78
Candlewood ES	109
Cashell ES	113
Flower Hill ES	132
Mill Creek Towne ES	167
Judith A. Resnik ES	177
Sequoyah ES	189

RICHARD MONTGOMERY CLUSTER

Richard Montgomery HS	35
Julius West MS	86
Beall ES	95
College Gardens ES	120
Ritchie Park ES	179
Bayard Rustin ES	188
Twinbrook ES	206

NORTHEAST CONSORTIUM

James Hubert Blake HS	26
Paint Branch HS	38
Springbrook HS	44
Benjamin Banneker MS	52
Briggs Chaney MS	53
William H. Farquhar MS	57
Francis Scott Key MS	62
White Oak MS	88
Burnt Mills ES	106
Burtonsville ES	107
Cannon Road ES	110
Cloverly ES	118
Dr. Charles R. Drew ES	125
Fairland ES	128
Galway ES	137
Greencastle ES	146
Jackson Road ES	151
JoAnn Leleck ES	158
Roscoe R. Nix/Cresthaven ES	171
William T. Page ES	174
Sherwood ES	191
Stonegate ES	200
Westover ES	214

NORTHWEST CLUSTER

Northwest HS	36
Roberto Clemente MS	55
Kingsview MS	64
Lakelands Park MS	65
Clopper Mill ES	117
Darnestown ES	123
Diamond ES	124
Germantown ES	140
Great Seneca Creek ES	145
Spark M. Matsunaga ES	163
Ronald McNair ES	165

POOLESVILLE CLUSTER

Poolesville HS	39
John Poole MS	73
Monocacy ES	168
Poolesville ES	175

QUINCE ORCHARD CLUSTER

Quince Orchard HS	40
Lakelands Park MS	65
Ridgeview MS	76
Brown Station ES	104
Rachel Carson ES	112
Fields Road ES	131

Jones Lane ES	152
Thurgood Marshall ES	161

ROCKVILLE CLUSTER

Rockville HS	41
Earle B. Wood MS	89
Lucy V. Barnsley ES	94
Flower Valley ES	133
Maryvale ES	162
Meadow Hall ES	166
Rock Creek Valley ES	181

SENECA VALLEY CLUSTER

Seneca Valley HS	42
Roberto Clemente MS	55
Dr. Martin Luther King, Jr. MS	63
Neelsville MS	68
Clarksburg ES	115
Germantown ES	140
William B. Gibbs, Jr. ES	141
Lake Seneca ES	155
S. Christa McAuliffe ES	164
Dr. Sally K. Ride ES	178
Waters Landing ES	209



SHERWOOD CLUSTER	
Sherwood HS	43
William H. Farquhar MS	57
Rosa Parks MS	72
Belmont ES	98
Brooke Grove ES	102
Greenwood ES	146
Olney ES	172
Sherwood ES	190

WATKINS MILL CLUSTER	
Watkins Mill HS	45
Montgomery Village MS	67
Neelsville MS	68
South Lake ES	196
Stedwick ES	197
Watkins Mill ES	209
Whetstone ES	215

WALT WHITMAN CLUSTER	
Walt Whitman HS	47
Thomas W. Pyle MS	74
Bannockburn ES	93
Bradley Hills ES	101
Burning Tree ES	105
Carderock Springs ES	110

Wood Acres ES	217
---------------	-----

THOMAS S. WOOTTON CLUSTER	
Thomas S. Wootton HS	48
Cabin John MS	54
Robert Frost MS	59
Cold Spring ES	118
DuFief ES	125
Fallsmead ES	128
Lakewood ES	155
Stone Mill ES	198
Travilah ES	203

